

User Guide for CUET Applicants

Jammu and Kashmir (UT) Higher Education Department Undergraduate Admission Portal 2024-25

A comprehensive user guide for students for J&K (UT) Higher Education Department UG admission process.

Website Walkthrough

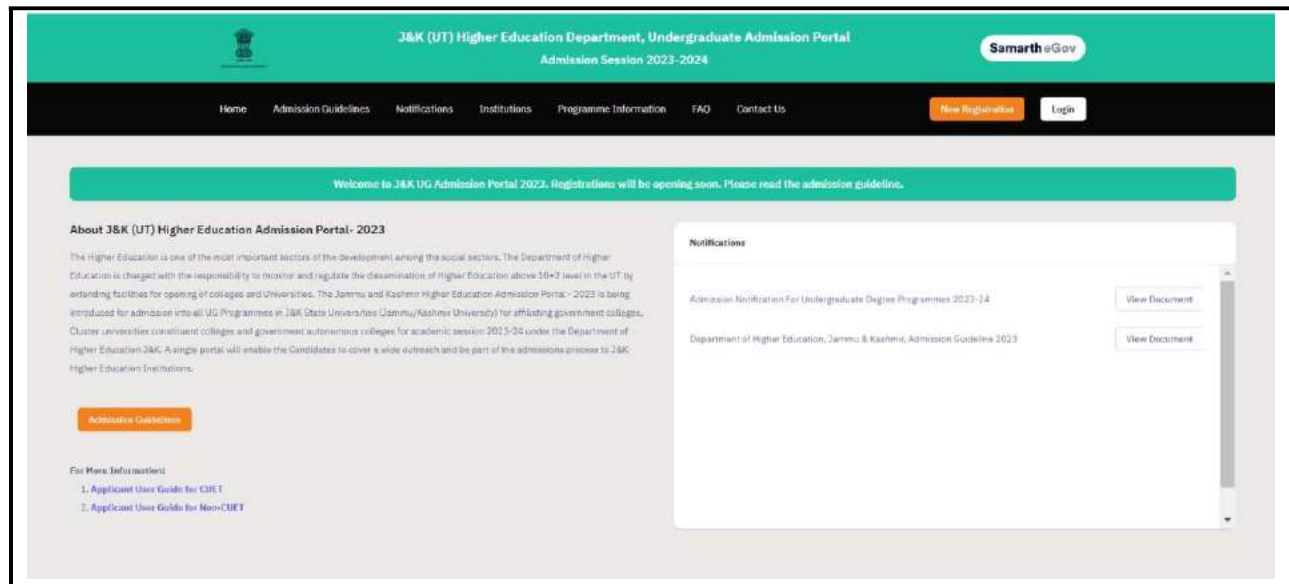
The admission portal contains information to help applicants choose the right programmes according to their CUET score. Applicants can browse through several menu items in the admission portal which are as follows.

- **Home**
- **Admission Guidelines**
- **Notifications**
- **Institutions**
- **Programme Information**
- **FAQ**
- **Contact Us**
- **New Registration**
- **Login**

Home

The home button takes the user back to the home page. It is the landing page of the portal. The home button is useful for applicants who want to quickly return to the home page after navigating to other pages in the portal.

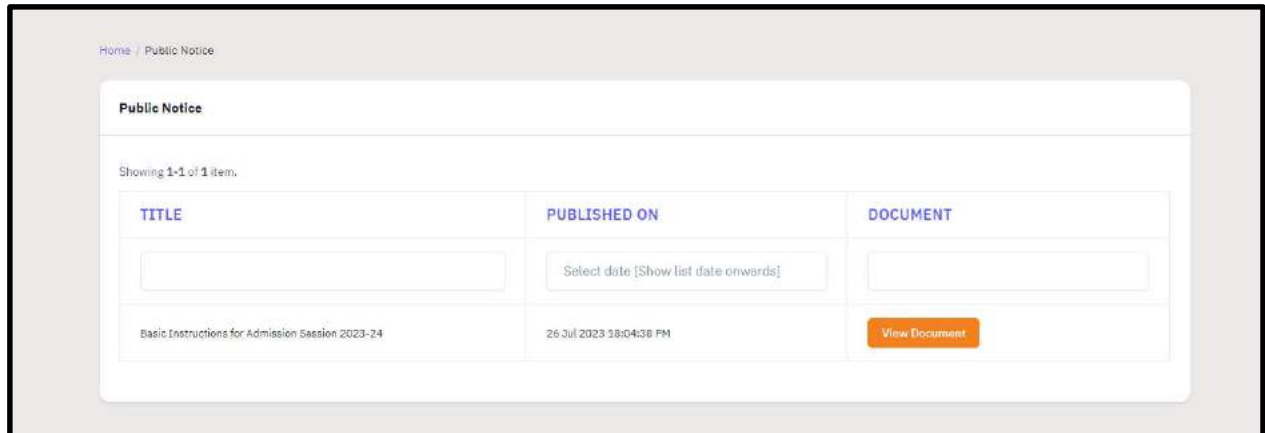
The home page allows the applicant to check various notifications in the notification panel added by the university regarding the admission process.



Notifications

The notifications section contains links to public notices. Public notices are announcements that are made to the public about upcoming events or changes to rules and regulations. They are important for applicants to be aware of.

The public notice tab menu typically includes: notices, ordinances, other important announcements



Institutions

The institutions section contains information about the participating university such as a link to their website, academic programs, eligibility rules. It is typically used by prospective students to learn more about a university before applying for admission.

Programme Information

The programme information section shows the list of programmes added for admission registration. In this section, the applicant can check the programmes available for admission at universities/colleges, Minor subjects available and the total seats available.

FAQ (Frequently Asked Questions)

The FAQ section shows answers to the general queries related to the admission process. The applicants can navigate to "How to videos" section on this page to watch video guides of the admission process.

Contact Us

The contact us section shows the contact information of universities/colleges such as admission coordinator information, support email id and contact numbers.

Application Process

Step 1: Registration

Applicants who are new to the portal need to register to process their application for admission. Registration is required to create an account and login information.

To register for admission portal

- **Click on the New Registration tab.**
 - On the new registration page, select “Yes” option in section “Do you have CUET application no.?”
 - **Read the Important Instruction section/Admission guidelines** before registering for the portal.
 - Add CUET Application Number in **Applicant’s CUET Application Number**
 - Add Date of Birth in the format of Day, Month, and Year
- (Note: You need to add your date of birth according to the CUET application form)**
- Enter Captcha for verification.
 - Click on “**Register**”
 - Upon successful completion of the registration process, the applicant will be redirected to the verification page where the applicant will get an OTP on their registered Email ID.
 - Applicants need to open their Email Id, enter the received OTP and submit it on the verification page to complete the registration process.

Step 2: Login

The login section is the starting point for applicants to apply for the programme based on their CUET score.

To login into the portal, the applicant needs to click on the login button

- **Enter your CUET application number.**
- **Enter the password**
- **Enter the captcha for verification in the type text box.**
- **Click on login to enter the portal**

(Note: if you forget your password click on “forgot password” link which will redirect the applicant to the Request Password Page, the applicant need to add CUET

Application Number, Enter the Captcha for verification and click send. Reset password instructions will be sent to the applicant's registered email id).

After successful login, the applicant can start their application process for admission.

Applicants are required to fill in their profile details in the profile section

The screenshot displays a user interface for the CUET application portal, divided into two main sections: 'Important Information' and 'Registered User Login'.

Important Information: This section contains 11 numbered instructions for candidates. Key points include: candidates should not wait for the last day to fill the form; it is advisable to use a desktop/laptop; candidates must visit college websites for fee and hostel information; editing is not allowed after submission; candidates must remember their login details; candidates should exercise care with Class XII marks; candidates should refer to university rules for seat reservation; candidates must upload the latest documents; candidates must ensure uploaded certificates are visible and readable; candidates should not be in haste selecting programs; and addition/deletion of preferences is not allowed after the preference filling period ends.

Registered User Login: This section contains the login form. It includes fields for 'CUET Application Number/Registration Number*', 'Password*', and 'Captcha Verification'. The captcha image shows the number '2644224'. Below the captcha is a text input field labeled 'Type the text' and a link 'click on the text to change'. An orange 'Login' button is positioned below the form. At the bottom of the login section, there are two links: 'Forgot Password?' (Click to Reset your Password) and 'Resend Account Verification Code'.

Applicant Dashboard

The applicant dashboard gives the applicant personalized space to check their application status, edit/update their profile, and the status of their application, the applicant can provide preferences for programmes according to their CUET score & Eligibility.

To access the dashboard the applicant needs to complete the registration process, after that applicant can log in to the portal and can start their admission process.

The screenshot displays the user dashboard for the J&K (UT) Higher Education Department. At the top, there are navigation tabs for 'Profile', 'View Programmes Eligibility', and 'View CUET Score Card'. A green banner reads 'Welcome to J&K (UT) Higher Education Department, Undergraduate Admission Portal'. Below this, the user is greeted with 'Welcome [Name]' and their registration number '233510000000'. Profile details include: Registration Number: 233510000000, Registered e-mail address: [Email], and Current Date: 29-07-2023. A message states: 'You can now begin filling your application for CUET-2023-24 in J&K (UT) Higher Education Department, Undergraduate Admission Portal. We have fetched basic data of your profile from your CUET-2023-24 application number 233510000000. Complete your profile by providing some additional details before proceeding for Programme Selection.' A 'View/Edit Profile >>' button is present. A 'Process' section shows a progress bar with three steps: Step 01 (Complete Profile), Step 02 (Check your Eligibility), and Step 03 (Select your Preferences). The left sidebar contains 'Form Status' (Registration checked, Fill Profile Details link) and 'Quick Links' (Link/Create ABC Account, Institutions Website).

Step 3: Complete Profile

- Click on “**View/Edit Profile**” button on the dashboard.
- Fill in your profile details such as Mother & Father Name, Social Category, Reservation Category, Blood Group, Domicile State, Address etc.
- Some of the information will be pre-filled based on the details provided for CUET Registration.
- Click on the “**Save & Next**” button to move to the next section.

(Note: Please read the instructions carefully while selecting the “Social Category” and “Reservation Category”)

Personal Details

Full Name of the Applicant *

DEMO USER

Applicant's Gender *

Male

Applicant's Date of Birth

Day *

1

Month *

7

Year *

1989

Applicant's Age

Age as on Jul 1, 2023 *

34 Years 0 Month 0 Days

Category Selection Info

1. "Reservation Category" will be considered for final seat allocation based on merit list.
2. "Social Category" will not be considered for admission process and it is for information purpose only.
3. Kindly select the category carefully and verify before submission.
4. Certificate validity for RBA/WUP/ALC/IB will be 5 year.
5. Certificate validity for EWS will be 1 years.

Social Category *

Schedule Caste (SC)

Reservation Category for Seat Allocation *

Weak and Under Privileged Classes(WUP)

Address

Correspondence Address

Address Line 1 *

ad1

Address Line 2 *

ad2

Country *

India

State *

District *

City *

Pincode *

123453

Test

Permanent Address Click If Same As Correspondence Address

Address Line 1 *

ad1

Address Line 1 *

ad2

Country *

India

State *

District *

City *

Pin Code *

123453

Test

Save and Next

Step 4: Achievement Category Details

In this section, the applicants can provide information about achievements in NCC, NSS/BSG, Cultural & Literary activities.

Applicants can “**Skip to next section**” if the achievement category is not applicable.

- Click on the “Event/Activity Participated” dropdown to **select achievement from the list**.
- Enter the **Certificate Number, Certificate Date and Issuing Authority**.
- Click on the “**Save**” button to save the details.
- Click on the “**Proceed to next**” button to move to the next step.

Profile Details (1) Achievement Details (2) Academic Details (3) Eligibility (4) Uploads (5) Preview (6)

Note: Applicants are advised to read University Information bulletin for rules and guidelines for applying under Achievement Quota and applicable Event/Activity for specific University.

SKIP to Next Section

NCC (National Cadet Corp)

SKIP to Next Section

Event/Activity Participated*
Select Activity

Certificate Number*
Enter Certificate Number

Certificate Date*
Select Date

Issuing Authority*
Enter Issuing Authority

Save

S.no	Certificate Type	Certificate Number	Issuing Authority	Date	Action
------	------------------	--------------------	-------------------	------	--------

Cultural and Literary Activities

Event/Activity Participated*
Select Activity

Certificate Number*
Enter Certificate Number

Certificate Date*
Select Date

Issuing Authority*
Enter Issuing Authority

Save

S.no	Certificate Type	Certificate Number	Issuing Authority	Date	Action
------	------------------	--------------------	-------------------	------	--------

Sports

Competition Name*

Competition Level*

Certificate Date*

Issuing Authority*

Certificate Level*

S.no	Competition Name	Competition Level	Certificate Level	Issuing Authority Level	Date	Action

Step 5: Academic Details

In this section, applicants need to provide their academic details of Class X and XII.

Auto-Fetch Marks(CBSE and JKBOSE)

(Note: Enter marks manually for other education boards)

- **Select your Class XII Education Board** from the dropdown.
- Fill in your Roll No./ Registration No., Year of passing and Stream.
- Click on “**Proceed**” button and your marks will be displayed on the screen.
- Verify your marks and proceed.

(Note: You can enter the marks manually if Auto-fetch is not successful)

- Provide Class X Board information, School Name, Passing year, Marks and other details
- Click on “**Save & Next**” to move to the next section.

Personal Details (1) Achievement Details (2) **Academic Details (3)** Eligibility (4) Uploads (5) Preview (6)

Academic Details

Class XII Board name*

Class XII Board Registration No.

Class XII Result Status*

Class XII Board Roll Number*

Class XII Passing Year*

Class XII Stream*

PCBM: Physics, Chemistry, Biology and Mathematics
 PCB: Physics, Chemistry and Biology
 PCM: Physics, Chemistry and Mathematics

Re-fetch Marks

Subjects taken in Class XII Board Examination

SUBJECT NAME AS IN YOUR MARKSHEET	TOTAL MAXIMUM SUBJECT MARKS OF BOARD	TOTAL SUBJECT MARKS OBTAINED BY STUDENT
<input type="text" value="Select"/>	<input type="text" value="100.00"/>	<input type="text" value="96.00"/>
<input type="text" value="Select"/>	<input type="text" value="100.00"/>	<input type="text" value="98.00"/>
<input type="text" value="Select"/>	<input type="text" value="100.00"/>	<input type="text" value="97.00"/>
<input type="text" value="Select"/>	<input type="text" value="100.00"/>	<input type="text" value="87.00"/>
<input type="text" value="Select"/>	<input type="text" value="100.00"/>	<input type="text" value="89.00"/>
<input type="text" value="Select"/>	<input type="text" value="Maximum Marks for Subject 6"/>	<input type="text" value="Marks Obtained in Subject 6"/>

Class XII School Details

Name of School Last Attended*

Type of School*

Medium of Study*

School Address*

School State*

District*

Save and Next

Step 6: Eligibility

In this section, the applicants will be able to view the “**Eligible Programmes**” based on the academic details and CUET Score.

Click on “**Proceed to next**” button to move to the next step.

Note: The Eligibility listed below is based on information provided in Personal Section and Academic Details section. The Eligibility are subject to the verification of documents of applicant. If any information/particulars/documents is found to be incorrect, your admission will be cancelled and penal action as applicable under the law shall be carried out against you.

Search to filter...

S.No.	Programme Information	Eligibility Qualified	Remarks
1	CLUS: Bachelor of Science(Chemistry) CLUS: Cluster University of Srinagar	YES	(10+2) Passout with Chemistry as one of the subject and, at-least, 45% marks or its equivalent on Grading Scale of respective Boards/Universities (40% marks for Reserved Categories).
2	CLUS: Bachelor of Computer Applications(BCA) CLUS: Cluster University of Srinagar	YES	Required Computer Application/Information Technology/Information open 45% and CAT 40%
3	CLUS: Bachelor of Science(Information Technology) CLUS: Cluster University of Srinagar	YES	Required Mathematics with open 45% and CAT 40%
4	JU: Bachelor of science(Computer Applications) JU: University of Jammu	YES	JU:Candidate should have passed 10+2 Examination or equivalent from a recognised board. Candidates with Computer Science subject shall be preferred.
5	CLUS: Bachelor of Arts(URDU) CLUS: Cluster University of Srinagar	YES	Required any stream with open 45% and CAT 40%
6	CLUS: Bachelor of Arts(ARABIC) CLUS: Cluster University of Srinagar	YES	Required any stream with open 45% and CAT 40%
7	CLUS: Bachelor of Arts(Kashmiri) CLUS: Cluster University of Srinagar	YES	Required any stream with open 45% and CAT 40%
8	CLUS: Bachelor of Education(Education) CLUS: Cluster University of Srinagar	YES	Required any stream with open 45% and CAT 40%
9	CLUS: Bachelor of Arts(History) CLUS: Cluster University of Srinagar	YES	Required any stream with open 45% and CAT 40%

46	PAR: Bachelor of Arts(Economics) PAR-AC: Government College for Women Parade Ground Jammu Autonomous College	YES	Candidate should have passed 10+2 Examination or equivalent with Arts/Commerce/Science subjects from a recognized board.
47	PAR: Bachelor of Arts(Education) PAR-AC: Government College for Women Parade Ground Jammu Autonomous College	YES	Candidate should have passed 10+2 Examination or equivalent with Arts/Commerce/Science subjects from a recognized board.
48	PAR: Bachelor of Arts(English) PAR-AC: Government College for Women Parade Ground Jammu Autonomous College	YES	Candidate should have passed 10+2 Examination or equivalent with Arts/Commerce/Science subjects from a recognized board.
49	PAR: Bachelor of Arts(Geography) PAR-AC: Government College for Women Parade Ground Jammu Autonomous College	YES	PAR:Candidate should have passed 10+2 Examination or equivalent with Science stream without geography from a recognized board.
50	PAR: Bachelor of Arts(Hindi) PAR-AC: Government College for Women Parade Ground Jammu Autonomous College	YES	Candidate should have passed 10+2 Examination or equivalent with Arts/Commerce/Science subjects from a recognized board.
51	PAR: Bachelor of Arts(History) PAR-AC: Government College for Women Parade Ground Jammu Autonomous College	YES	Candidate should have passed 10+2 Examination or equivalent with Arts/Commerce/Science subjects from a recognized board.
52	PAR: Bachelor of Arts(Home Science) PAR-AC: Government College for Women Parade Ground Jammu Autonomous College	YES	PAR:Science with 33%
53	PAR: Bachelor of Science(Mathematics) PAR-AC: Government College for Women Parade Ground Jammu Autonomous College	YES	Candidate should have passed 10+2 Examination or equivalent with Mathematics as one of the subject from a recognized board.
	PAR: Bachelor of Performing Arts(Music)/Bachelor of Fine		

[Back to Academic Details](#)

[Proceed to Next](#)

Step 7: Uploads

In this section the applicants need to upload relevant documents based on the profile/achievements/academic details provided in the form.

Upload all relevant documents and click on **“Preview and Submit”** button to move to the next step.

Step 8: Preview

In this section, the applicants can view a full preview of the details provided in the application form.

- Kindly verify all the details carefully and Check the Declaration boxes at the bottom of the form.
- Click on **“Confirm and Submit”** button to move to the next step.
- Your profile is successfully submitted.

This is an important step. Please ensure that you have verified the profile details for correctness. No modification will be allowed after this step.

Click on "Confirm and Submit" if you are sure to proceed, else click on "Home" to go back to the home page.

- My Name is DEMO USER as per the Xth Marksheet/Certificate.*
- My Date of Birth is 1-July-1989 as per the Xth Marksheet/Certificate.*
- My Category is Weak and Under Privileged Classes(WUP). Category changes claims will not be entertained in future.*
- My Gender is Male.*
- My Mother name is MOTHER NAME.*
- Father's / Guardian's Name GUARDIAN NAME.*
- My address for correspondence is correct, which is ad1, India.*
- I belong to Jammu division.*
- My PwBD status is Not Applicable.*
- My Class XII percentage is 93.40%.*
- I have passed by Class XII HOME-SC stream.*
- I have rechecked all the information in the application form and upload fields.*
- I have read all the guidelines and other related information about the admission.*
- I Agree That, The candidate who has been punished by the court on charges of moral corruption or violence will not be given admission in any course/class. If after admission, he is punished by the court on charges of moral corruption or violence, then his admission will be canceled by the concerned college/university-campus and it will be mandatory to send written information to the university along with facts as soon as possible.*
- I Agree That, If any candidate fraudulently takes admission in any class of the university/college, his/her admission can be canceled by the concerned Dean/Principal at any level and it will be mandatory to send the written information to the university as soon as possible.*
- I Agree That, If a case is pending against a student in the court and he/she has been released on bail, such student can be considered for admission only if he/she qualifies as per the order of the Hon'ble Court.*
- I Agree That, In the event of a student being detained by the police/administration due to criminal activity, the concerned student will be immediately suspended from the college/university campus for the period of detention and his/her admission will be canceled if punished.*
- "I do hereby declare that all the statement made in the application are true, complete and correct to the best of my knowledge and belief, I am duly aware that in the event of any particulars or information furnished by me is found to be false/incorrect/incomplete or if I am found indulging in some unlawful act at any time during the course period, my candidature is liable to be summarily rejected/cancelled."Additionally undertaking for students whose results are awaited: "I, having been permitted to be provisionally admitted to University hereby undertake to produce the proof of having successfully qualified in the final qualifying examination with requisite percentage of marks if failing, I shall forthwith vacate the seat and shall have no claim for refund of fees already paid.*"

Home

Confirm and Submit



J&K (UT) Higher Education Department, Undergraduate Admission Portal
Admission Session 2023-2024

Samarth@Gov

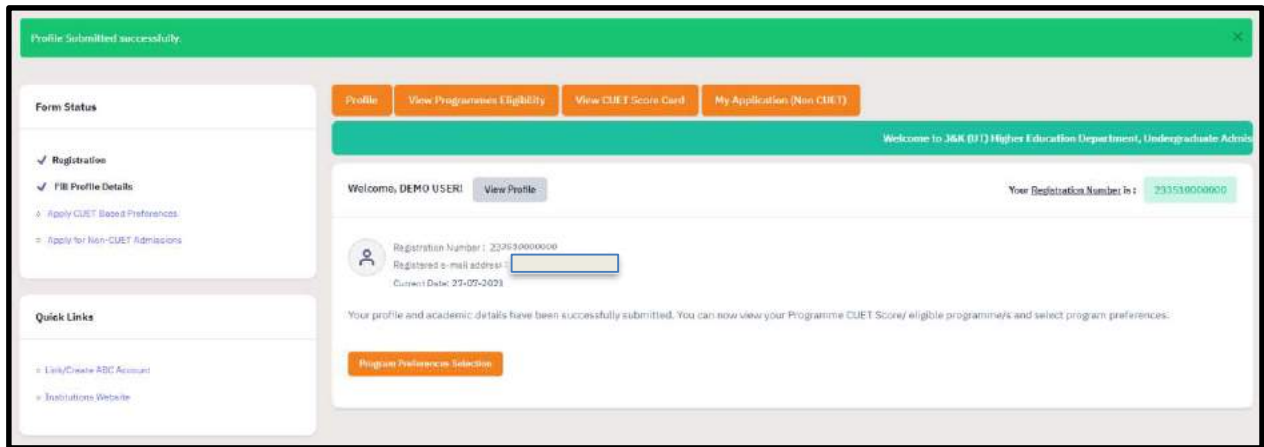
[Home](#) [Admission Guidelines](#) [Notifications](#) [Institutions](#) [Programs Information](#) [FAQ](#) [Contact Us](#)

233519000000

Profile Submitted successfully.

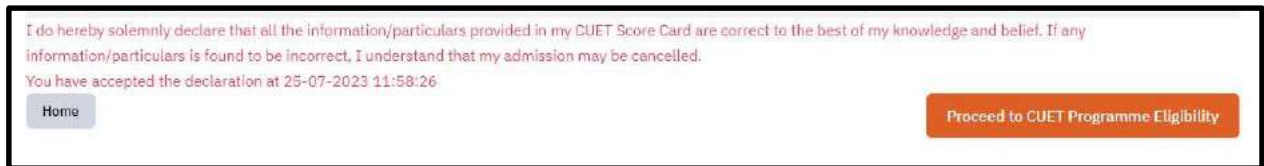
Step 9: Programme Preferences Selection

After completing the profile, the applicants can now proceed to the "Programme Preferences Selection" from the dashboard.



Steps

- View your CUET Score Card and check the declaration box.
- Click “Proceed to CUET Programme Eligibility”



- On the next page, view the programme eligibility based on the CUET score and academic details.
- Click on “Proceed to preferences selection.”
(Note: Use “Filter” option to view eligibility for a specific programme.)

Search to filter...

Proceed to Preferences Selection

Note: The Score listed below is based on information provided in Personal Section, Academic Details and CUET Score Card section. The Eligibility and Score are subject to the verification of documents of applicant. If any information/particulars/documents is found to be incorrect, your admission will be cancelled. Applicant are advised to read University/Autonomous College website for programme specific eligibility and CUET score calculation rules.

31	CUJ: Bachelor of Arts(English Literature) CUJ: Cluster University of Jammu	101 : English : 188.8171773 501 : General Test : 150.0026362 Total Score : 338.8198135	English and General Test
32	CUJ: Bachelor of Arts(Music) CUJ: Cluster University of Jammu	501 : General Test : 150.0026362 101 : English : 188.8171773 Total Score : 338.8198135	English/Hindi, General Test
33	PAR: Bachelor of Arts(Anthropology)(BA) C-22872: Government College for Women Parade Ground Jammu	101 : English : 188.8171773 501 : General Test : 150.0026362 Total Score : 338.8198135	English and General Test
34	PAR: Bachelor of Science(Chemistry) C-22872: Government College for Women Parade Ground Jammu	101 : English : 188.8171773 322 : Physics : 55.5288517 306 : Chemistry : 69.5739387 319 : Mathematics/Applied Mathematics : 115.4846298 501 : General Test : 150.0026362 Total Score : 579.3772307	English, Physics, Chemistry, Mathematics/Biology, General Test
35	PAR: Bachelor of Arts(Dogn) C-22872: Government College for Women Parade Ground Jammu	101 : English : 188.8171773 501 : General Test : 150.0026362 Total Score : 338.8198135	English and General Test
36	PAR: Bachelor of Arts(Economics) C-22872: Government College for Women Parade Ground Jammu	101 : English : 188.8171773 501 : General Test : 150.0026362 Total Score : 338.8198135	English and General Test
37	PAR: Bachelor of Arts(Education) C-22872: Government College for Women Parade Ground Jammu	101 : English : 188.8171773 501 : General Test : 150.0026362 Total Score : 338.8198135	English and General Test

- Click on “Add” button in **Available Preferences** section
- View selected preference and their sorting order in the “**Selected Preferences**” section.
- Click on “**Save Changes**” button to save your preference selection.
- Click on “**Proceed to preview selected preferences**”

Note: 1. Use “Filters” at the top of the screen to view programmes in specific districts, universities etc.
2. Read all the instructions carefully

Filter by District(s) | Filter by University(s) | Filter by Programme(s) | Filter by College(s)

Apply Filter | **Clear**

Important Instructions
Use the above filter to filter the preferences being shown in the Available Preferences section.
You can add your preferences from Available Preferences to Selected Preferences as per your preference.
*Note: Your programme preferences are subject to university specific program eligibility and your document verification. If any discrepancy between documents or scores to the requirements your preference will not be considered for admission.
Please review all changes using the 'Save Changes' button before proceeding to Preview Preference Selection.*

Save Preferences (0) | **Proceed to Preview Selected Preferences**

Available Preferences (3253)
You have 3253 available preference(s) to choose from.

PROGRAMME/COLLEGE/UNIVERSITY	ACTIONS
CUJ: Bachelor of Arts(English Literature) MAM College Jammu (JAMMU) Cluster University of Jammu	Add to Top ↑ Add to Bottom ↓ Add to Preference Number
CUJ: Bachelor of Arts(Music) MAM College Jammu (JAMMU) Cluster University of Jammu	Add to Top ↑ Add to Bottom ↓ Add to Preference Number

Selected Preferences (2)
You have 2 saved preference(s) out of 2 selected preference(s). Please, click on 'Save Changes' button to save all the preferences.

PROGRAMME/COLLEGE/UNIVERSITY	PREFERENCE NO.	ACTIONS
CUJ: Bachelor of Arts(English Literature) MAM College Jammu (JAMMU) Cluster University of Jammu	1	Down ↓ Move to Preference Number Remove
CUJ: Bachelor of Arts(Economics) MAM College Jammu (JAMMU) Cluster University of Jammu	2	Up ↑ Move to Preference Number Remove

Save Changes

- On the next page, preview your saved preferences.
- Click on “Update Preferences” to make changes to saved preferences.
- Click on “Proceed to preview section” to move to the next step.
- On the next page “Preview” your saved preferences. Your preferences are successfully saved at this step.

Programme, College, University/Autonomous College Preferences Preview

Note: Your programme preferences are subject to university specific programme eligibility and your document verification. If any information/particulars/documents is found to be incorrect your preference will not be considered for admission.

Search to filter,...

Last preference saved from IP 14.139.227.82, Date Time: 27-07-2023 14:04:26

S.NO.	UNIVERSITY / AUTONOMOUS COLLEGE	PROGRAMME	COLLEGE	PREFERENCE NUMBER	REMARKS
1.	Cluster University of Jammu	CLUJ: Bachelor of Arts(English Literature)	MAM College Jammu	1	
2.	Cluster University of Jammu	CLUJ: Bachelor of Arts(Economics)	MAM College Jammu	2	

Step 10: View/Print your Application Form

- Login to your registered account.
- Click “My CUET Application” button on the dashboard.
- Click on “Print PDF” to print the application form which includes information about your saved preferences.

Profile View Programme Eligibility View CUET Score Card **My CUET Application** My Application (Non CUET)

Welcome, DEMO USER! View Profile Your Registration Number is: 233510000000

Registration Number: 233510000000
Registered e-mail address: [redacted]
Current Date: 29-07-2023

Your profile and academic details have been successfully submitted. You can now view your Programme CUET Score/ eligible programme/s and select program preferences.

Program Preference Selection

Form Status

- ✓ Registration
- ✓ Fill Profile Details
- > Apply CUET Based Preferences
- > Apply for Non-CUET Admissions

Quick Links

- > Link/Create ABC Account
- > Institutions Website

Preview

Print PDF



J&K (UT) Higher Education Department, Undergraduate Admission Portal
CUET Application Number:23351000000



PERSONAL DETAILS

Full Name of the Applicant : DEMO USER

Gender : Male

Date of Birth : 1 July 1989

Age as on : Jul 1, 2023: 34 Years 0 Month 0 Days

Social Category : Schedule Caste (SC)

Reservation Category for Seat Allocation: Weak and Under Privileged Classes(WUP)

Blood Group : A+

Are you Citizen of India?: Yes

Religion : Sikhism

Nationality : Indian

Registered Email :

Registered Mobile Number :

Alternate Email : Not Provided

Alternate Mobile : Not Provided

Permanent Address : adls. India

Correspondence Address : adls. India

Do you have domicile of J&K? No

Are you a ward of Central Government/PSU Employee working in J&K(UT)? Yes (DIVISION : Jammu)

District where employee is working: RAJOURI (DIVISION : Jammu)

HAVE YOU ENROLLED IN ANY UNIVERSITY OF J&K HED BEFORE?