



# University of Kashmir, Srinagar

## Admit Card

UG 5TH & 6TH Semester Backlog Examination Batch-2015.

<b>Course:</b>	<b>BA</b>	<b>Roll No:</b>	<b>20564633</b>
<b>Session:</b>	<b>Bi-Ann</b>	<b>Year:</b>	<b>2020</b>
<b>Name of the Candidate:</b>	MUZAFAR AHMAD PARRAY		
<b>Son/Daughter of:</b>	GH NABI PARRAY		
<b>Centre No:</b>	1		
<b>Name of the Centre:</b>	GOVT DEGREE COLLEGE, ANANTNAG (BOYS)		
<b>Subject(s) in which to be Examined:</b>	HS05		



Please admit the candidate (Provisionally) in the center for the subjects(s) mentioned in the statement to be held on the dates as given in the Date Sheet

**Sd/-**  
**Deputy controller of Examination**

### Important Examination and Result Guidelines:

While attempting your question paper in the examination hall, you have to strictly abide by various instructions which are printed on the cover page of each Answer Book. Some of the important guidelines are reproduced here for your benefit.

**Note: The appearance of the candidate is purely on provisional basis subject to determination of eligibility**

1. Always keep the Examination Admit Card/Roll No. Slip with you and show it the supervisory staff/inspection team on duty as and when required/demanded.
2. No candidate shall be allowed to carry inside the Examination Hall, any textual material, printed or written, bits of paper or any other material of like nature. If any candidate is found in possession of such material after commencement of examination- whether in use or not- he/she is liable to be disqualified. Cellular phones, pager and other Electronic devices are not allowed during the examination. Candidates must deposit these items in the custody of the supervisory staff well before the commencement of the Examination.
3. A candidate, who reports after 30 minutes of the commencement of the Examination, shall not be permitted to take the Examination.
4. Write your Roll No./Enrollment No. neatly and correctly on the right side of Answer Book in the box shown below the caption "To be filled by the candidate".
5. Write carefully the Name of Examination, Name of the Subject, Name of Paper/Course, Date of Examination at two places viz on the right side and on the left side of the cover page of the Answer Book at the space provided for purpose.
6. Mention the same Question No. against the answer of a question as given in the Question paper.
7. **After the declaration of result**, if the result of any candidate is captioned as PMA/LO/IR/DE/, he/she should immediately bring it to the notice of the Tabulation Section of Examination Wing within 15 days positively, failing which no claim whatsoever shall be entertained.
8. If a candidate appears in the subject/paper in which He/She is not otherwise eligible, His/Her examination to that subject/paper shall stand automatically cancelled and the candidate will have no claim whatsoever.



# University of Kashmir, Srinagar

## Admit Card

UG 5TH & 6TH Semester Backlog Examination Batch-2015.

<b>Course:</b>	<b>BA</b>	<b>Roll No:</b>	<b>20564634</b>
<b>Session:</b>	<b>Bi-Ann</b>	<b>Year:</b>	<b>2020</b>
<b>Name of the Candidate:</b>	MUKHTAR AHMAD LONE		
<b>Son/Daughter of:</b>	MOHD AHSAN LONE		
<b>Centre No:</b>	1		
<b>Name of the Centre:</b>	GOVT DEGREE COLLEGE, ANANTNAG (BOYS)		
<b>Subject(s) in which to be Examined:</b>	ENG05-ED06		



Please admit the candidate (Provisionally) in the center for the subjects(s) mentioned in the statement to be held on the dates as given in the Date Sheet

**Sd/-**  
**Deputy controller of Examination**

### Important Examination and Result Guidelines:

While attempting your question paper in the examination hall, you have to strictly abide by various instructions which are printed on the cover page of each Answer Book. Some of the important guidelines are reproduced here for your benefit.

**Note: The appearance of the candidate is purely on provisional basis subject to determination of eligibility**


1. Always keep the Examination Admit Card/Roll No. Slip with you and show it the supervisory staff/inspection team on duty as and when required/demanded.
2. No candidate shall be allowed to carry inside the Examination Hall, any textual material, printed or written, bits of paper or any other material of like nature. If any candidate is found in possession of such material after commencement of examination- whether in use or not- he/she is liable to be disqualified. Cellular phones, pager and other Electronic devices are not allowed during the examination. Candidates must deposit these items in the custody of the supervisory staff well before the commencement of the Examination.
3. A candidate, who reports after 30 minutes of the commencement of the Examination, shall not be permitted to take the Examination.
4. Write your Roll No./Enrollment No. neatly and correctly on the right side of Answer Book in the box shown below the caption "To be filled by the candidate".
5. Write carefully the Name of Examination, Name of the Subject, Name of Paper/Course, Date of Examination at two places viz on the right side and on the left side of the cover page of the Answer Book at the space provided for purpose.
6. Mention the same Question No. against the answer of a question as given in the Question paper.
7. **After the declaration of result**, if the result of any candidate is captioned as PMA/LO/IR/DE/, he/she should immediately bring it to the notice of the Tabulation Section of Examination Wing within 15 days positively, failing which no claim whatsoever shall be entertained.
8. If a candidate appears in the subject/paper in which He/She is not otherwise eligible, His/Her examination to that subject/paper shall stand automatically cancelled and the candidate will have no claim whatsoever.



# University of Kashmir, Srinagar

## Admit Card

UG 5TH & 6TH Semester Backlog Examination Batch-2015.

<b>Course:</b>	<b>BA</b>	<b>Roll No:</b>	<b>20564635</b>
<b>Session:</b>	<b>Bi-Ann</b>	<b>Year:</b>	<b>2020</b>
<b>Name of the Candidate:</b>	WASEEM AHMAD RESHI		
<b>Son/Daughter of:</b>	MOHAMMAD SULTAN RESHI		
<b>Centre No:</b>	1		
<b>Name of the Centre:</b>	GOVT DEGREE COLLEGE, ANANTNAG (BOYS)		
<b>Subject(s) in which to be Examined:</b>	CA05-CA06		

Please admit the candidate (Provisionally) in the center for the subjects(s) mentioned in the statement to be held on the dates as given in the Date Sheet

**Sd/-**  
**Deputy controller of Examination**

### Important Examination and Result Guidelines:

While attempting your question paper in the examination hall, you have to strictly abide by various instructions which are printed on the cover page of each Answer Book. Some of the important guidelines are reproduced here for your benefit.

**Note: The appearance of the candidate is purely on provisional basis subject to determination of eligibility**

1. Always keep the Examination Admit Card/Roll No. Slip with you and show it the supervisory staff/inspection team on duty as and when required/demanded.
2. No candidate shall be allowed to carry inside the Examination Hall, any textual material, printed or written, bits of paper or any other material of like nature. If any candidate is found in possession of such material after commencement of examination- whether in use or not- he/she is liable to be disqualified. Cellular phones, pager and other Electronic devices are not allowed during the examination. Candidates must deposit these items in the custody of the supervisory staff well before the commencement of the Examination.
3. A candidate, who reports after 30 minutes of the commencement of the Examination, shall not be permitted to take the Examination.
4. Write your Roll No./Enrollment No. neatly and correctly on the right side of Answer Book in the box shown below the caption "To be filled by the candidate".
5. Write carefully the Name of Examination, Name of the Subject, Name of Paper/Course, Date of Examination at two places viz on the right side and on the left side of the cover page of the Answer Book at the space provided for purpose.
6. Mention the same Question No. against the answer of a question as given in the Question paper.
7. **After the declaration of result**, if the result of any candidate is captioned as PMA/LO/IR/DE/, he/she should immediately bring it to the notice of the Tabulation Section of Examination Wing within 15 days positively, failing which no claim whatsoever shall be entertained.
8. If a candidate appears in the subject/paper in which He/She is not otherwise eligible, His/Her examination to that subject/paper shall stand automatically cancelled and the candidate will have no claim whatsoever.



# University of Kashmir, Srinagar

## Admit Card

UG 5TH & 6TH Semester Backlog Examination Batch-2015.

<b>Course:</b>	<b>BA</b>	<b>Roll No:</b>	<b>20564636</b>
<b>Session:</b>	<b>Bi-Ann</b>	<b>Year:</b>	<b>2020</b>
<b>Name of the Candidate:</b>	ISHTIYaq AHMAD		
<b>Son/Daughter of:</b>	GH HASSAN MALIK		
<b>Centre No:</b>	1		
<b>Name of the Centre:</b>	GOVT DEGREE COLLEGE, ANANTNAG (BOYS)		
<b>Subject(s) in which to be Examined:</b>	ENG05		



Please admit the candidate (Provisionally) in the center for the subjects(s) mentioned in the statement to be held on the dates as given in the Date Sheet

**Sd/-**  
**Deputy controller of Examination**

### Important Examination and Result Guidelines:

While attempting your question paper in the examination hall, you have to strictly abide by various instructions which are printed on the cover page of each Answer Book. Some of the important guidelines are reproduced here for your benefit.

**Note: The appearance of the candidate is purely on provisional basis subject to determination of eligibility**

1. Always keep the Examination Admit Card/Roll No. Slip with you and show it the supervisory staff/inspection team on duty as and when required/demanded.
2. No candidate shall be allowed to carry inside the Examination Hall, any textual material, printed or written, bits of paper or any other material of like nature. If any candidate is found in possession of such material after commencement of examination- whether in use or not- he/she is liable to be disqualified. Cellular phones, pager and other Electronic devices are not allowed during the examination. Candidates must deposit these items in the custody of the supervisory staff well before the commencement of the Examination.
3. A candidate, who reports after 30 minutes of the commencement of the Examination, shall not be permitted to take the Examination.
4. Write your Roll No./Enrollment No. neatly and correctly on the right side of Answer Book in the box shown below the caption "To be filled by the candidate".
5. Write carefully the Name of Examination, Name of the Subject, Name of Paper/Course, Date of Examination at two places viz on the right side and on the left side of the cover page of the Answer Book at the space provided for purpose.
6. Mention the same Question No. against the answer of a question as given in the Question paper.
7. **After the declaration of result**, if the result of any candidate is captioned as PMA/LO/IR/DE/, he/she should immediately bring it to the notice of the Tabulation Section of Examination Wing within 15 days positively, failing which no claim whatsoever shall be entertained.
8. If a candidate appears in the subject/paper in which He/She is not otherwise eligible, His/Her examination to that subject/paper shall stand automatically cancelled and the candidate will have no claim whatsoever.




# University of Kashmir, Srinagar

## Admit Card

UG 5TH & 6TH Semester Backlog Examination Batch-2015.

<b>Course:</b>	<b>BA</b>	<b>Roll No:</b>	<b>20564637</b>
<b>Session:</b>	<b>Bi-Ann</b>	<b>Year:</b>	<b>2020</b>
<b>Name of the Candidate:</b>	MOHAMMAD SHAFI KUMAR		
<b>Son/Daughter of:</b>	ABDUL RAHEEM KUMAR		
<b>Centre No:</b>	1		
<b>Name of the Centre:</b>	GOVT DEGREE COLLEGE, ANANTNAG (BOYS)		
<b>Subject(s) in which to be Examined:</b>	ENG05-ENG06		



Please admit the candidate (Provisionally) in the center for the subjects(s) mentioned in the statement to be held on the dates as given in the Date Sheet

**Sd/-**  
**Deputy controller of Examination**

### Important Examination and Result Guidelines:

While attempting your question paper in the examination hall, you have to strictly abide by various instructions which are printed on the cover page of each Answer Book. Some of the important guidelines are reproduced here for your benefit.

**Note: The appearance of the candidate is purely on provisional basis subject to determination of eligibility**

1. Always keep the Examination Admit Card/Roll No. Slip with you and show it the supervisory staff/inspection team on duty as and when required/demanded.
2. No candidate shall be allowed to carry inside the Examination Hall, any textual material, printed or written, bits of paper or any other material of like nature. If any candidate is found in possession of such material after commencement of examination- whether in use or not- he/she is liable to be disqualified. Cellular phones, pager and other Electronic devices are not allowed during the examination. Candidates must deposit these items in the custody of the supervisory staff well before the commencement of the Examination.
3. A candidate, who reports after 30 minutes of the commencement of the Examination, shall not be permitted to take the Examination.
4. Write your Roll No./Enrollment No. neatly and correctly on the right side of Answer Book in the box shown below the caption "To be filled by the candidate".
5. Write carefully the Name of Examination, Name of the Subject, Name of Paper/Course, Date of Examination at two places viz on the right side and on the left side of the cover page of the Answer Book at the space provided for purpose.
6. Mention the same Question No. against the answer of a question as given in the Question paper.
7. **After the declaration of result**, if the result of any candidate is captioned as PMA/LO/IR/DE/, he/she should immediately bring it to the notice of the Tabulation Section of Examination Wing within 15 days positively, failing which no claim whatsoever shall be entertained.
8. If a candidate appears in the subject/paper in which He/She is not otherwise eligible, His/Her examination to that subject/paper shall stand automatically cancelled and the candidate will have no claim whatsoever.



# University of Kashmir, Srinagar

## Admit Card

UG 5TH & 6TH Semester Backlog Examination Batch-2015.

<b>Course:</b>	<b>BA</b>	<b>Roll No:</b>	<b>20564638</b>
<b>Session:</b>	<b>Bi-Ann</b>	<b>Year:</b>	<b>2020</b>
<b>Name of the Candidate:</b>	AAMIR BASHIR		
<b>Son/Daughter of:</b>	BASHIR AHMAD BANDROO		
<b>Centre No:</b>	1		
<b>Name of the Centre:</b>	GOVT DEGREE COLLEGE, ANANTNAG (BOYS)		
<b>Subject(s) in which to be Examined:</b>	PS05-KMR06		



Please admit the candidate (Provisionally) in the center for the subjects(s) mentioned in the statement to be held on the dates as given in the Date Sheet

**Sd/-**  
**Deputy controller of Examination**

### Important Examination and Result Guidelines:

While attempting your question paper in the examination hall, you have to strictly abide by various instructions which are printed on the cover page of each Answer Book. Some of the important guidelines are reproduced here for your benefit.

**Note: The appearance of the candidate is purely on provisional basis subject to determination of eligibility**


1. Always keep the Examination Admit Card/Roll No. Slip with you and show it the supervisory staff/inspection team on duty as and when required/demanded.
2. No candidate shall be allowed to carry inside the Examination Hall, any textual material, printed or written, bits of paper or any other material of like nature. If any candidate is found in possession of such material after commencement of examination- whether in use or not- he/she is liable to be disqualified. Cellular phones, pager and other Electronic devices are not allowed during the examination. Candidates must deposit these items in the custody of the supervisory staff well before the commencement of the Examination.
3. A candidate, who reports after 30 minutes of the commencement of the Examination, shall not be permitted to take the Examination.
4. Write your Roll No./Enrollment No. neatly and correctly on the right side of Answer Book in the box shown below the caption "To be filled by the candidate".
5. Write carefully the Name of Examination, Name of the Subject, Name of Paper/Course, Date of Examination at two places viz on the right side and on the left side of the cover page of the Answer Book at the space provided for purpose.
6. Mention the same Question No. against the answer of a question as given in the Question paper.
7. **After the declaration of result**, if the result of any candidate is captioned as PMA/LO/IR/DE/, he/she should immediately bring it to the notice of the Tabulation Section of Examination Wing within 15 days positively, failing which no claim whatsoever shall be entertained.
8. If a candidate appears in the subject/paper in which He/She is not otherwise eligible, His/Her examination to that subject/paper shall stand automatically cancelled and the candidate will have no claim whatsoever.



# University of Kashmir, Srinagar

## Admit Card

UG 5TH & 6TH Semester Backlog Examination Batch-2015.

<b>Course:</b>	<b>BA</b>	<b>Roll No:</b>	<b>20564639</b>
<b>Session:</b>	<b>Bi-Ann</b>	<b>Year:</b>	<b>2020</b>
<b>Name of the Candidate:</b>	TOUSEEF AHMAD RATHER		
<b>Son/Daughter of:</b>	GULZAR AHMAD RATHER		
<b>Centre No:</b>	1		
<b>Name of the Centre:</b>	GOVT DEGREE COLLEGE, ANANTNAG (BOYS)		
<b>Subject(s) in which to be Examined:</b>	HS05		

Please admit the candidate (Provisionally) in the center for the subjects(s) mentioned in the statement to be held on the dates as given in the Date Sheet

**Sd/-**  
**Deputy controller of Examination**

### Important Examination and Result Guidelines:

While attempting your question paper in the examination hall, you have to strictly abide by various instructions which are printed on the cover page of each Answer Book. Some of the important guidelines are reproduced here for your benefit.

**Note: The appearance of the candidate is purely on provisional basis subject to determination of eligibility**


1. Always keep the Examination Admit Card/Roll No. Slip with you and show it the supervisory staff/inspection team on duty as and when required/demanded.
2. No candidate shall be allowed to carry inside the Examination Hall, any textual material, printed or written, bits of paper or any other material of like nature. If any candidate is found in possession of such material after commencement of examination- whether in use or not- he/she is liable to be disqualified. Cellular phones, pager and other Electronic devices are not allowed during the examination. Candidates must deposit these items in the custody of the supervisory staff well before the commencement of the Examination.
3. A candidate, who reports after 30 minutes of the commencement of the Examination, shall not be permitted to take the Examination.
4. Write your Roll No./Enrollment No. neatly and correctly on the right side of Answer Book in the box shown below the caption "To be filled by the candidate".
5. Write carefully the Name of Examination, Name of the Subject, Name of Paper/Course, Date of Examination at two places viz on the right side and on the left side of the cover page of the Answer Book at the space provided for purpose.
6. Mention the same Question No. against the answer of a question as given in the Question paper.
7. **After the declaration of result**, if the result of any candidate is captioned as PMA/LO/IR/DE/, he/she should immediately bring it to the notice of the Tabulation Section of Examination Wing within 15 days positively, failing which no claim whatsoever shall be entertained.
8. If a candidate appears in the subject/paper in which He/She is not otherwise eligible, His/Her examination to that subject/paper shall stand automatically cancelled and the candidate will have no claim whatsoever.



# University of Kashmir, Srinagar

## Admit Card

UG 5TH & 6TH Semester Backlog Examination Batch-2015.

<b>Course:</b>	<b>BA</b>	<b>Roll No:</b>	<b>20564640</b>
<b>Session:</b>	<b>Bi-Ann</b>	<b>Year:</b>	<b>2020</b>
<b>Name of the Candidate:</b>	TARIQ AHMED NAIK		
<b>Son/Daughter of:</b>	MOHD AMIN NAIK		
<b>Centre No:</b>	1		
<b>Name of the Centre:</b>	GOVT DEGREE COLLEGE, ANANTNAG (BOYS)		
<b>Subject(s) in which to be Examined:</b>	ENG05-ED05-AR05-ED06		

Please admit the candidate (Provisionally) in the center for the subjects(s) mentioned in the statement to be held on the dates as given in the Date Sheet

**Sd/-**  
**Deputy controller of Examination**

### Important Examination and Result Guidelines:

While attempting your question paper in the examination hall, you have to strictly abide by various instructions which are printed on the cover page of each Answer Book. Some of the important guidelines are reproduced here for your benefit.

**Note: The appearance of the candidate is purely on provisional basis subject to determination of eligibility**

1. Always keep the Examination Admit Card/Roll No. Slip with you and show it the supervisory staff/inspection team on duty as and when required/demanded.
2. No candidate shall be allowed to carry inside the Examination Hall, any textual material, printed or written, bits of paper or any other material of like nature. If any candidate is found in possession of such material after commencement of examination- whether in use or not- he/she is liable to be disqualified. Cellular phones, pager and other Electronic devices are not allowed during the examination. Candidates must deposit these items in the custody of the supervisory staff well before the commencement of the Examination.
3. A candidate, who reports after 30 minutes of the commencement of the Examination, shall not be permitted to take the Examination.
4. Write your Roll No./Enrollment No. neatly and correctly on the right side of Answer Book in the box shown below the caption "To be filled by the candidate".
5. Write carefully the Name of Examination, Name of the Subject, Name of Paper/Course, Date of Examination at two places viz on the right side and on the left side of the cover page of the Answer Book at the space provided for purpose.
6. Mention the same Question No. against the answer of a question as given in the Question paper.
7. **After the declaration of result**, if the result of any candidate is captioned as PMA/LO/IR/DE/, he/she should immediately bring it to the notice of the Tabulation Section of Examination Wing within 15 days positively, failing which no claim whatsoever shall be entertained.
8. If a candidate appears in the subject/paper in which He/She is not otherwise eligible, His/Her examination to that subject/paper shall stand automatically cancelled and the candidate will have no claim whatsoever.






# University of Kashmir, Srinagar

## Admit Card

UG 5TH & 6TH Semester Backlog Examination Batch-2015.

<b>Course:</b>	<b>BA</b>	<b>Roll No:</b>	<b>20564641</b>
<b>Session:</b>	<b>Bi-Ann</b>	<b>Year:</b>	<b>2020</b>
<b>Name of the Candidate:</b>	<b>AASIF YOUSUF LONE</b>		
<b>Son/Daughter of:</b>	<b>MOHAMMAD YOUSUF LONE</b>		
<b>Centre No:</b>	<b>1</b>		
<b>Name of the Centre:</b>	<b>GOVT DEGREE COLLEGE, ANANTNAG (BOYS)</b>		
<b>Subject(s) in which to be Examined:</b>	<b>SO05</b>		

Please admit the candidate (Provisionally) in the center for the subjects(s) mentioned in the statement to be held on the dates as given in the Date Sheet

**Sd/-**  
**Deputy controller of Examination**

### Important Examination and Result Guidelines:

While attempting your question paper in the examination hall, you have to strictly abide by various instructions which are printed on the cover page of each Answer Book. Some of the important guidelines are reproduced here for your benefit.

**Note: The appearance of the candidate is purely on provisional basis subject to determination of eligibility**

1. Always keep the Examination Admit Card/Roll No. Slip with you and show it the supervisory staff/inspection team on duty as and when required/demanded.
2. No candidate shall be allowed to carry inside the Examination Hall, any textual material, printed or written, bits of paper or any other material of like nature. If any candidate is found in possession of such material after commencement of examination- whether in use or not- he/she is liable to be disqualified. Cellular phones, pager and other Electronic devices are not allowed during the examination. Candidates must deposit these items in the custody of the supervisory staff well before the commencement of the Examination.
3. A candidate, who reports after 30 minutes of the commencement of the Examination, shall not be permitted to take the Examination.
4. Write your Roll No./Enrollment No. neatly and correctly on the right side of Answer Book in the box shown below the caption "To be filled by the candidate".
5. Write carefully the Name of Examination, Name of the Subject, Name of Paper/Course, Date of Examination at two places viz on the right side and on the left side of the cover page of the Answer Book at the space provided for purpose.
6. Mention the same Question No. against the answer of a question as given in the Question paper.
7. **After the declaration of result**, if the result of any candidate is captioned as PMA/LO/IR/DE/, he/she should immediately bring it to the notice of the Tabulation Section of Examination Wing within 15 days positively, failing which no claim whatsoever shall be entertained.
8. If a candidate appears in the subject/paper in which He/She is not otherwise eligible, His/Her examination to that subject/paper shall stand automatically cancelled and the candidate will have no claim whatsoever.



# University of Kashmir, Srinagar

## Admit Card

UG 5TH & 6TH Semester Backlog Examination Batch-2015.

<b>Course:</b>	<b>BA</b>	<b>Roll No:</b>	<b>20564642</b>
<b>Session:</b>	Bi-Ann	<b>Year:</b>	2020
<b>Name of the Candidate:</b>	MOHD SIKANDAR DAR		
<b>Son/Daughter of:</b>	AB HAMID DAR		
<b>Centre No:</b>	1		
<b>Name of the Centre:</b>	GOVT DEGREE COLLEGE, ANANTNAG (BOYS)		
<b>Subject(s) in which to be Examined:</b>	PS05		



Please admit the candidate (Provisionally) in the center for the subjects(s) mentioned in the statement to be held on the dates as given in the Date Sheet

**Sd/-**  
**Deputy controller of Examination**

### Important Examination and Result Guidelines:

While attempting your question paper in the examination hall, you have to strictly abide by various instructions which are printed on the cover page of each Answer Book. Some of the important guidelines are reproduced here for your benefit.

**Note: The appearance of the candidate is purely on provisional basis subject to determination of eligibility**

1. Always keep the Examination Admit Card/Roll No. Slip with you and show it the supervisory staff/inspection team on duty as and when required/demanded.
2. No candidate shall be allowed to carry inside the Examination Hall, any textual material, printed or written, bits of paper or any other material of like nature. If any candidate is found in possession of such material after commencement of examination- whether in use or not- he/she is liable to be disqualified. Cellular phones, pager and other Electronic devices are not allowed during the examination. Candidates must deposit these items in the custody of the supervisory staff well before the commencement of the Examination.
3. A candidate, who reports after 30 minutes of the commencement of the Examination, shall not be permitted to take the Examination.
4. Write your Roll No./Enrollment No. neatly and correctly on the right side of Answer Book in the box shown below the caption "To be filled by the candidate".
5. Write carefully the Name of Examination, Name of the Subject, Name of Paper/Course, Date of Examination at two places viz on the right side and on the left side of the cover page of the Answer Book at the space provided for purpose.
6. Mention the same Question No. against the answer of a question as given in the Question paper.
7. **After the declaration of result**, if the result of any candidate is captioned as PMA/LO/IR/DE/, he/she should immediately bring it to the notice of the Tabulation Section of Examination Wing within 15 days positively, failing which no claim whatsoever shall be entertained.
8. If a candidate appears in the subject/paper in which He/She is not otherwise eligible, His/Her examination to that subject/paper shall stand automatically cancelled and the candidate will have no claim whatsoever.



# University of Kashmir, Srinagar

## Admit Card

UG 5TH & 6TH Semester Backlog Examination Batch-2015.

<b>Course:</b>	<b>BA</b>	<b>Roll No:</b>	<b>20564643</b>
<b>Session:</b>	<b>Bi-Ann</b>	<b>Year:</b>	<b>2020</b>
<b>Name of the Candidate:</b>	MOHD ISHAQ GANIE		
<b>Son/Daughter of:</b>	BASHIR AHMAD GANIE		
<b>Centre No:</b>	1		
<b>Name of the Centre:</b>	GOVT DEGREE COLLEGE, ANANTNAG (BOYS)		
<b>Subject(s) in which to be Examined:</b>	ENG05-IS05-SO05-IS06-SO06		



Please admit the candidate (Provisionally) in the center for the subjects(s) mentioned in the statement to be held on the dates as given in the Date Sheet

**Sd/-**  
**Deputy controller of Examination**

### Important Examination and Result Guidelines:

While attempting your question paper in the examination hall, you have to strictly abide by various instructions which are printed on the cover page of each Answer Book. Some of the important guidelines are reproduced here for your benefit.

**Note: The appearance of the candidate is purely on provisional basis subject to determination of eligibility**


1. Always keep the Examination Admit Card/Roll No. Slip with you and show it the supervisory staff/inspection team on duty as and when required/demanded.
2. No candidate shall be allowed to carry inside the Examination Hall, any textual material, printed or written, bits of paper or any other material of like nature. If any candidate is found in possession of such material after commencement of examination- whether in use or not- he/she is liable to be disqualified. Cellular phones, pager and other Electronic devices are not allowed during the examination. Candidates must deposit these items in the custody of the supervisory staff well before the commencement of the Examination.
3. A candidate, who reports after 30 minutes of the commencement of the Examination, shall not be permitted to take the Examination.
4. Write your Roll No./Enrollment No. neatly and correctly on the right side of Answer Book in the box shown below the caption "To be filled by the candidate".
5. Write carefully the Name of Examination, Name of the Subject, Name of Paper/Course, Date of Examination at two places viz on the right side and on the left side of the cover page of the Answer Book at the space provided for purpose.
6. Mention the same Question No. against the answer of a question as given in the Question paper.
7. **After the declaration of result**, if the result of any candidate is captioned as PMA/LO/IR/DE/, he/she should immediately bring it to the notice of the Tabulation Section of Examination Wing within 15 days positively, failing which no claim whatsoever shall be entertained.
8. If a candidate appears in the subject/paper in which He/She is not otherwise eligible, His/Her examination to that subject/paper shall stand automatically cancelled and the candidate will have no claim whatsoever.



# University of Kashmir, Srinagar

## Admit Card

UG 5TH & 6TH Semester Backlog Examination Batch-2015.

<b>Course:</b>	<b>BA</b>	<b>Roll No:</b>	<b>20564644</b>
<b>Session:</b>	<b>Bi-Ann</b>	<b>Year:</b>	<b>2020</b>
<b>Name of the Candidate:</b>	SHEIKH ASIF RASOOL		
<b>Son/Daughter of:</b>	GH RASOOL SHEIKH		
<b>Centre No:</b>	1		
<b>Name of the Centre:</b>	GOVT DEGREE COLLEGE, ANANTNAG (BOYS)		
<b>Subject(s) in which to be Examined:</b>	ENG05		

Please admit the candidate (Provisionally) in the center for the subjects(s) mentioned in the statement to be held on the dates as given in the Date Sheet

**Sd/-**  
**Deputy controller of Examination**

### Important Examination and Result Guidelines:

While attempting your question paper in the examination hall, you have to strictly abide by various instructions which are printed on the cover page of each Answer Book. Some of the important guidelines are reproduced here for your benefit.

**Note: The appearance of the candidate is purely on provisional basis subject to determination of eligibility**


1. Always keep the Examination Admit Card/Roll No. Slip with you and show it the supervisory staff/inspection team on duty as and when required/demanded.
2. No candidate shall be allowed to carry inside the Examination Hall, any textual material, printed or written, bits of paper or any other material of like nature. If any candidate is found in possession of such material after commencement of examination- whether in use or not- he/she is liable to be disqualified. Cellular phones, pager and other Electronic devices are not allowed during the examination. Candidates must deposit these items in the custody of the supervisory staff well before the commencement of the Examination.
3. A candidate, who reports after 30 minutes of the commencement of the Examination, shall not be permitted to take the Examination.
4. Write your Roll No./Enrollment No. neatly and correctly on the right side of Answer Book in the box shown below the caption "To be filled by the candidate".
5. Write carefully the Name of Examination, Name of the Subject, Name of Paper/Course, Date of Examination at two places viz on the right side and on the left side of the cover page of the Answer Book at the space provided for purpose.
6. Mention the same Question No. against the answer of a question as given in the Question paper.
7. **After the declaration of result**, if the result of any candidate is captioned as PMA/LO/IR/DE/, he/she should immediately bring it to the notice of the Tabulation Section of Examination Wing within 15 days positively, failing which no claim whatsoever shall be entertained.
8. If a candidate appears in the subject/paper in which He/She is not otherwise eligible, His/Her examination to that subject/paper shall stand automatically cancelled and the candidate will have no claim whatsoever.



# University of Kashmir, Srinagar

## Admit Card

UG 5TH & 6TH Semester Backlog Examination Batch-2015.

<b>Course:</b>	<b>BA</b>	<b>Roll No:</b>	<b>20564645</b>
<b>Session:</b>	<b>Bi-Ann</b>	<b>Year:</b>	<b>2020</b>
<b>Name of the Candidate:</b>	ALTAF HUSSAIN NAIK		
<b>Son/Daughter of:</b>	GHULAM QADIR NAIK		
<b>Centre No:</b>	1		
<b>Name of the Centre:</b>	GOVT DEGREE COLLEGE, ANANTNAG (BOYS)		
<b>Subject(s) in which to be Examined:</b>	AR05-AR06		

Please admit the candidate (Provisionally) in the center for the subjects(s) mentioned in the statement to be held on the dates as given in the Date Sheet

**Sd/-**  
**Deputy controller of Examination**

### Important Examination and Result Guidelines:

While attempting your question paper in the examination hall, you have to strictly abide by various instructions which are printed on the cover page of each Answer Book. Some of the important guidelines are reproduced here for your benefit.

**Note: The appearance of the candidate is purely on provisional basis subject to determination of eligibility**


1. Always keep the Examination Admit Card/Roll No. Slip with you and show it the supervisory staff/inspection team on duty as and when required/demanded.
2. No candidate shall be allowed to carry inside the Examination Hall, any textual material, printed or written, bits of paper or any other material of like nature. If any candidate is found in possession of such material after commencement of examination- whether in use or not- he/she is liable to be disqualified. Cellular phones, pager and other Electronic devices are not allowed during the examination. Candidates must deposit these items in the custody of the supervisory staff well before the commencement of the Examination.
3. A candidate, who reports after 30 minutes of the commencement of the Examination, shall not be permitted to take the Examination.
4. Write your Roll No./Enrollment No. neatly and correctly on the right side of Answer Book in the box shown below the caption "To be filled by the candidate".
5. Write carefully the Name of Examination, Name of the Subject, Name of Paper/Course, Date of Examination at two places viz on the right side and on the left side of the cover page of the Answer Book at the space provided for purpose.
6. Mention the same Question No. against the answer of a question as given in the Question paper.
7. **After the declaration of result**, if the result of any candidate is captioned as PMA/LO/IR/DE/, he/she should immediately bring it to the notice of the Tabulation Section of Examination Wing within 15 days positively, failing which no claim whatsoever shall be entertained.
8. If a candidate appears in the subject/paper in which He/She is not otherwise eligible, His/Her examination to that subject/paper shall stand automatically cancelled and the candidate will have no claim whatsoever.



# University of Kashmir, Srinagar

## Admit Card

UG 5TH & 6TH Semester Backlog Examination Batch-2015.

<b>Course:</b>	<b>BA</b>	<b>Roll No:</b>	<b>20564646</b>
<b>Session:</b>	<b>Bi-Ann</b>	<b>Year:</b>	<b>2020</b>
<b>Name of the Candidate:</b>	ASHISH KUMAR		
<b>Son/Daughter of:</b>	ASHOK KUMAR		
<b>Centre No:</b>	1		
<b>Name of the Centre:</b>	GOVT DEGREE COLLEGE, ANANTNAG (BOYS)		
<b>Subject(s) in which to be Examined:</b>	ENG05-MA05-CA05-MA06-CA06-		

Please admit the candidate (Provisionally) in the center for the subjects(s) mentioned in the statement to be held on the dates as given in the Date Sheet

**Sd/-**  
**Deputy controller of Examination**

### Important Examination and Result Guidelines:

While attempting your question paper in the examination hall, you have to strictly abide by various instructions which are printed on the cover page of each Answer Book. Some of the important guidelines are reproduced here for your benefit.

**Note: The appearance of the candidate is purely on provisional basis subject to determination of eligibility**


1. Always keep the Examination Admit Card/Roll No. Slip with you and show it the supervisory staff/inspection team on duty as and when required/demanded.
2. No candidate shall be allowed to carry inside the Examination Hall, any textual material, printed or written, bits of paper or any other material of like nature. If any candidate is found in possession of such material after commencement of examination- whether in use or not- he/she is liable to be disqualified. Cellular phones, pager and other Electronic devices are not allowed during the examination. Candidates must deposit these items in the custody of the supervisory staff well before the commencement of the Examination.
3. A candidate, who reports after 30 minutes of the commencement of the Examination, shall not be permitted to take the Examination.
4. Write your Roll No./Enrollment No. neatly and correctly on the right side of Answer Book in the box shown below the caption "To be filled by the candidate".
5. Write carefully the Name of Examination, Name of the Subject, Name of Paper/Course, Date of Examination at two places viz on the right side and on the left side of the cover page of the Answer Book at the space provided for purpose.
6. Mention the same Question No. against the answer of a question as given in the Question paper.
7. **After the declaration of result**, if the result of any candidate is captioned as PMA/LO/IR/DE/, he/she should immediately bring it to the notice of the Tabulation Section of Examination Wing within 15 days positively, failing which no claim whatsoever shall be entertained.
8. If a candidate appears in the subject/paper in which He/She is not otherwise eligible, His/Her examination to that subject/paper shall stand automatically cancelled and the candidate will have no claim whatsoever.



# University of Kashmir, Srinagar

## Admit Card

UG 5TH & 6TH Semester Backlog Examination Batch-2015.

<b>Course:</b>	<b>BA</b>	<b>Roll No:</b>	<b>20564647</b>
<b>Session:</b>	<b>Bi-Ann</b>	<b>Year:</b>	<b>2020</b>
<b>Name of the Candidate:</b>	FAYAZ AHMED BALI		
<b>Son/Daughter of:</b>	MOHD DIN BALI		
<b>Centre No:</b>	1		
<b>Name of the Centre:</b>	GOVT DEGREE COLLEGE, ANANTNAG (BOYS)		
<b>Subject(s) in which to be Examined:</b>	ENG05		

Please admit the candidate (Provisionally) in the center for the subjects(s) mentioned in the statement to be held on the dates as given in the Date Sheet

**Sd/-**  
**Deputy controller of Examination**

### Important Examination and Result Guidelines:

While attempting your question paper in the examination hall, you have to strictly abide by various instructions which are printed on the cover page of each Answer Book. Some of the important guidelines are reproduced here for your benefit.

**Note: The appearance of the candidate is purely on provisional basis subject to determination of eligibility**


1. Always keep the Examination Admit Card/Roll No. Slip with you and show it the supervisory staff/inspection team on duty as and when required/demanded.
2. No candidate shall be allowed to carry inside the Examination Hall, any textual material, printed or written, bits of paper or any other material of like nature. If any candidate is found in possession of such material after commencement of examination- whether in use or not- he/she is liable to be disqualified. Cellular phones, pager and other Electronic devices are not allowed during the examination. Candidates must deposit these items in the custody of the supervisory staff well before the commencement of the Examination.
3. A candidate, who reports after 30 minutes of the commencement of the Examination, shall not be permitted to take the Examination.
4. Write your Roll No./Enrollment No. neatly and correctly on the right side of Answer Book in the box shown below the caption "To be filled by the candidate".
5. Write carefully the Name of Examination, Name of the Subject, Name of Paper/Course, Date of Examination at two places viz on the right side and on the left side of the cover page of the Answer Book at the space provided for purpose.
6. Mention the same Question No. against the answer of a question as given in the Question paper.
7. **After the declaration of result**, if the result of any candidate is captioned as PMA/LO/IR/DE/, he/she should immediately bring it to the notice of the Tabulation Section of Examination Wing within 15 days positively, failing which no claim whatsoever shall be entertained.
8. If a candidate appears in the subject/paper in which He/She is not otherwise eligible, His/Her examination to that subject/paper shall stand automatically cancelled and the candidate will have no claim whatsoever.



# University of Kashmir, Srinagar

## Admit Card

UG 5TH & 6TH Semester Backlog Examination Batch-2015.

<b>Course:</b>	<b>BA</b>	<b>Roll No:</b>	<b>20564648</b>
<b>Session:</b>	Bi-Ann	<b>Year:</b>	2020
<b>Name of the Candidate:</b>	SHAHID AMIN WANI		
<b>Son/Daughter of:</b>	MOHAMMAD AMIN WANI		
<b>Centre No:</b>	1		
<b>Name of the Centre:</b>	GOVT DEGREE COLLEGE, ANANTNAG (BOYS)		
<b>Subject(s) in which to be Examined:</b>	GG05-ENG06		

Please admit the candidate (Provisionally) in the center for the subjects(s) mentioned in the statement to be held on the dates as given in the Date Sheet

Sd/-  
Deputy controller of Examination

### Important Examination and Result Guidelines:

While attempting your question paper in the examination hall, you have to strictly abide by various instructions which are printed on the cover page of each Answer Book. Some of the important guidelines are reproduced here for your benefit.

**Note: The appearance of the candidate is purely on provisional basis subject to determination of eligibility**

1. Always keep the Examination Admit Card/Roll No. Slip with you and show it the supervisory staff/inspection team on duty as and when required/demanded.
2. No candidate shall be allowed to carry inside the Examination Hall, any textual material, printed or written, bits of paper or any other material of like nature. If any candidate is found in possession of such material after commencement of examination- whether in use or not- he/she is liable to be disqualified. Cellular phones, pager and other Electronic devices are not allowed during the examination. Candidates must deposit these items in the custody of the supervisory staff well before the commencement of the Examination.
3. A candidate, who reports after 30 minutes of the commencement of the Examination, shall not be permitted to take the Examination.
4. Write your Roll No./Enrollment No. neatly and correctly on the right side of Answer Book in the box shown below the caption "To be filled by the candidate".
5. Write carefully the Name of Examination, Name of the Subject, Name of Paper/Course, Date of Examination at two places viz on the right side and on the left side of the cover page of the Answer Book at the space provided for purpose.
6. Mention the same Question No. against the answer of a question as given in the Question paper.
7. **After the declaration of result**, if the result of any candidate is captioned as PMA/LO/IR/DE/, he/she should immediately bring it to the notice of the Tabulation Section of Examination Wing within 15 days positively, failing which no claim whatsoever shall be entertained.
8. If a candidate appears in the subject/paper in which He/She is not otherwise eligible, His/Her examination to that subject/paper shall stand automatically cancelled and the candidate will have no claim whatsoever.





# University of Kashmir, Srinagar

## Admit Card

UG 5TH & 6TH Semester Backlog Examination Batch-2015.

<b>Course:</b>	<b>BA</b>	<b>Roll No:</b>	<b>20564649</b>
<b>Session:</b>	<b>Bi-Ann</b>	<b>Year:</b>	<b>2020</b>
<b>Name of the Candidate:</b>	TAHIR SHARIF RUNYAL		
<b>Son/Daughter of:</b>	SHARIF AHMAD RUNYAL		
<b>Centre No:</b>	1		
<b>Name of the Centre:</b>	GOVT DEGREE COLLEGE, ANANTNAG (BOYS)		
<b>Subject(s) in which to be Examined:</b>	ENG05		



Please admit the candidate (Provisionally) in the center for the subjects(s) mentioned in the statement to be held on the dates as given in the Date Sheet

**Sd/-**  
**Deputy controller of Examination**

### Important Examination and Result Guidelines:

While attempting your question paper in the examination hall, you have to strictly abide by various instructions which are printed on the cover page of each Answer Book. Some of the important guidelines are reproduced here for your benefit.

**Note: The appearance of the candidate is purely on provisional basis subject to determination of eligibility**


1. Always keep the Examination Admit Card/Roll No. Slip with you and show it the supervisory staff/inspection team on duty as and when required/demanded.
2. No candidate shall be allowed to carry inside the Examination Hall, any textual material, printed or written, bits of paper or any other material of like nature. If any candidate is found in possession of such material after commencement of examination- whether in use or not- he/she is liable to be disqualified. Cellular phones, pager and other Electronic devices are not allowed during the examination. Candidates must deposit these items in the custody of the supervisory staff well before the commencement of the Examination.
3. A candidate, who reports after 30 minutes of the commencement of the Examination, shall not be permitted to take the Examination.
4. Write your Roll No./Enrollment No. neatly and correctly on the right side of Answer Book in the box shown below the caption "To be filled by the candidate".
5. Write carefully the Name of Examination, Name of the Subject, Name of Paper/Course, Date of Examination at two places viz on the right side and on the left side of the cover page of the Answer Book at the space provided for purpose.
6. Mention the same Question No. against the answer of a question as given in the Question paper.
7. **After the declaration of result**, if the result of any candidate is captioned as PMA/LO/IR/DE/, he/she should immediately bring it to the notice of the Tabulation Section of Examination Wing within 15 days positively, failing which no claim whatsoever shall be entertained.
8. If a candidate appears in the subject/paper in which He/She is not otherwise eligible, His/Her examination to that subject/paper shall stand automatically cancelled and the candidate will have no claim whatsoever.



# University of Kashmir, Srinagar

## Admit Card

UG 5TH & 6TH Semester Backlog Examination Batch-2015.

<b>Course:</b>	<b>BA</b>	<b>Roll No:</b>	<b>20564650</b>
<b>Session:</b>	Bi-Ann	<b>Year:</b>	2020
<b>Name of the Candidate:</b>	RUBIA PARVEEN		
<b>Son/Daughter of:</b>	GHULAM RASOOL DAING		
<b>Centre No:</b>	1		
<b>Name of the Centre:</b>	GOVT DEGREE COLLEGE, ANANTNAG (BOYS)		
<b>Subject(s) in which to be Examined:</b>	ENG05-IS05-IS06		

Please admit the candidate (Provisionally) in the center for the subjects(s) mentioned in the statement to be held on the dates as given in the Date Sheet

Sd/-  
Deputy controller of Examination

### Important Examination and Result Guidelines:

While attempting your question paper in the examination hall, you have to strictly abide by various instructions which are printed on the cover page of each Answer Book. Some of the important guidelines are reproduced here for your benefit.

**Note: The appearance of the candidate is purely on provisional basis subject to determination of eligibility**


1. Always keep the Examination Admit Card/Roll No. Slip with you and show it the supervisory staff/inspection team on duty as and when required/demanded.
2. No candidate shall be allowed to carry inside the Examination Hall, any textual material, printed or written, bits of paper or any other material of like nature. If any candidate is found in possession of such material after commencement of examination- whether in use or not- he/she is liable to be disqualified. Cellular phones, pager and other Electronic devices are not allowed during the examination. Candidates must deposit these items in the custody of the supervisory staff well before the commencement of the Examination.
3. A candidate, who reports after 30 minutes of the commencement of the Examination, shall not be permitted to take the Examination.
4. Write your Roll No./Enrollment No. neatly and correctly on the right side of Answer Book in the box shown below the caption "To be filled by the candidate".
5. Write carefully the Name of Examination, Name of the Subject, Name of Paper/Course, Date of Examination at two places viz on the right side and on the left side of the cover page of the Answer Book at the space provided for purpose.
6. Mention the same Question No. against the answer of a question as given in the Question paper.
7. **After the declaration of result**, if the result of any candidate is captioned as PMA/LO/IR/DE/, he/she should immediately bring it to the notice of the Tabulation Section of Examination Wing within 15 days positively, failing which no claim whatsoever shall be entertained.
8. If a candidate appears in the subject/paper in which He/She is not otherwise eligible, His/Her examination to that subject/paper shall stand automatically cancelled and the candidate will have no claim whatsoever.



# University of Kashmir, Srinagar

## Admit Card

UG 5TH & 6TH Semester Backlog Examination Batch-2015.

<b>Course:</b>	<b>BA</b>	<b>Roll No:</b>	<b>20564651</b>
<b>Session:</b>	<b>Bi-Ann</b>	<b>Year:</b>	<b>2020</b>
<b>Name of the Candidate:</b>	MOOMIN MUSHTAQ MIR		
<b>Son/Daughter of:</b>	MUSHTAQ AHMAD MIR		
<b>Centre No:</b>	1		
<b>Name of the Centre:</b>	GOVT DEGREE COLLEGE, ANANTNAG (BOYS)		
<b>Subject(s) in which to be Examined:</b>	ENG05-AR05-ED06		

Please admit the candidate (Provisionally) in the center for the subjects(s) mentioned in the statement to be held on the dates as given in the Date Sheet

**Sd/-**  
**Deputy controller of Examination**

### Important Examination and Result Guidelines:

While attempting your question paper in the examination hall, you have to strictly abide by various instructions which are printed on the cover page of each Answer Book. Some of the important guidelines are reproduced here for your benefit.

**Note: The appearance of the candidate is purely on provisional basis subject to determination of eligibility**

1. Always keep the Examination Admit Card/Roll No. Slip with you and show it the supervisory staff/inspection team on duty as and when required/demanded.
2. No candidate shall be allowed to carry inside the Examination Hall, any textual material, printed or written, bits of paper or any other material of like nature. If any candidate is found in possession of such material after commencement of examination- whether in use or not- he/she is liable to be disqualified. Cellular phones, pager and other Electronic devices are not allowed during the examination. Candidates must deposit these items in the custody of the supervisory staff well before the commencement of the Examination.
3. A candidate, who reports after 30 minutes of the commencement of the Examination, shall not be permitted to take the Examination.
4. Write your Roll No./Enrollment No. neatly and correctly on the right side of Answer Book in the box shown below the caption "To be filled by the candidate".
5. Write carefully the Name of Examination, Name of the Subject, Name of Paper/Course, Date of Examination at two places viz on the right side and on the left side of the cover page of the Answer Book at the space provided for purpose.
6. Mention the same Question No. against the answer of a question as given in the Question paper.
7. **After the declaration of result**, if the result of any candidate is captioned as PMA/LO/IR/DE/, he/she should immediately bring it to the notice of the Tabulation Section of Examination Wing within 15 days positively, failing which no claim whatsoever shall be entertained.
8. If a candidate appears in the subject/paper in which He/She is not otherwise eligible, His/Her examination to that subject/paper shall stand automatically cancelled and the candidate will have no claim whatsoever.



# University of Kashmir, Srinagar

## Admit Card

UG 5TH & 6TH Semester Backlog Examination Batch-2015.

<b>Course:</b>	<b>BA</b>	<b>Roll No:</b>	<b>20564652</b>
<b>Session:</b>	<b>Bi-Ann</b>	<b>Year:</b>	<b>2020</b>
<b>Name of the Candidate:</b>	ZAHID AHMAD SHEERGUJARY		
<b>Son/Daughter of:</b>	GH MOHD SHEERGUJARY		
<b>Centre No:</b>	1		
<b>Name of the Centre:</b>	GOVT DEGREE COLLEGE, ANANTNAG (BOYS)		
<b>Subject(s) in which to be Examined:</b>	HS05		



Please admit the candidate (Provisionally) in the center for the subjects(s) mentioned in the statement to be held on the dates as given in the Date Sheet

**Sd/-**  
**Deputy controller of Examination**

### Important Examination and Result Guidelines:

While attempting your question paper in the examination hall, you have to strictly abide by various instructions which are printed on the cover page of each Answer Book. Some of the important guidelines are reproduced here for your benefit.

**Note: The appearance of the candidate is purely on provisional basis subject to determination of eligibility**


1. Always keep the Examination Admit Card/Roll No. Slip with you and show it the supervisory staff/inspection team on duty as and when required/demanded.
2. No candidate shall be allowed to carry inside the Examination Hall, any textual material, printed or written, bits of paper or any other material of like nature. If any candidate is found in possession of such material after commencement of examination- whether in use or not- he/she is liable to be disqualified. Cellular phones, pager and other Electronic devices are not allowed during the examination. Candidates must deposit these items in the custody of the supervisory staff well before the commencement of the Examination.
3. A candidate, who reports after 30 minutes of the commencement of the Examination, shall not be permitted to take the Examination.
4. Write your Roll No./Enrollment No. neatly and correctly on the right side of Answer Book in the box shown below the caption "To be filled by the candidate".
5. Write carefully the Name of Examination, Name of the Subject, Name of Paper/Course, Date of Examination at two places viz on the right side and on the left side of the cover page of the Answer Book at the space provided for purpose.
6. Mention the same Question No. against the answer of a question as given in the Question paper.
7. **After the declaration of result**, if the result of any candidate is captioned as PMA/LO/IR/DE/, he/she should immediately bring it to the notice of the Tabulation Section of Examination Wing within 15 days positively, failing which no claim whatsoever shall be entertained.
8. If a candidate appears in the subject/paper in which He/She is not otherwise eligible, His/Her examination to that subject/paper shall stand automatically cancelled and the candidate will have no claim whatsoever.



# University of Kashmir, Srinagar

## Admit Card

UG 5TH & 6TH Semester Backlog Examination Batch-2015.

<b>Course:</b>	<b>BA</b>	<b>Roll No:</b>	<b>20564653</b>
<b>Session:</b>	<b>Bi-Ann</b>	<b>Year:</b>	<b>2020</b>
<b>Name of the Candidate:</b>	FIZAN AZMAT		
<b>Son/Daughter of:</b>	AZMAT ULLAH		
<b>Centre No:</b>	1		
<b>Name of the Centre:</b>	GOVT DEGREE COLLEGE, ANANTNAG (BOYS)		
<b>Subject(s) in which to be Examined:</b>	SO05		

Please admit the candidate (Provisionally) in the center for the subjects(s) mentioned in the statement to be held on the dates as given in the Date Sheet

**Sd/-**  
**Deputy controller of Examination**

### Important Examination and Result Guidelines:

While attempting your question paper in the examination hall, you have to strictly abide by various instructions which are printed on the cover page of each Answer Book. Some of the important guidelines are reproduced here for your benefit.

**Note: The appearance of the candidate is purely on provisional basis subject to determination of eligibility**


1. Always keep the Examination Admit Card/Roll No. Slip with you and show it the supervisory staff/inspection team on duty as and when required/demanded.
2. No candidate shall be allowed to carry inside the Examination Hall, any textual material, printed or written, bits of paper or any other material of like nature. If any candidate is found in possession of such material after commencement of examination- whether in use or not- he/she is liable to be disqualified. Cellular phones, pager and other Electronic devices are not allowed during the examination. Candidates must deposit these items in the custody of the supervisory staff well before the commencement of the Examination.
3. A candidate, who reports after 30 minutes of the commencement of the Examination, shall not be permitted to take the Examination.
4. Write your Roll No./Enrollment No. neatly and correctly on the right side of Answer Book in the box shown below the caption "To be filled by the candidate".
5. Write carefully the Name of Examination, Name of the Subject, Name of Paper/Course, Date of Examination at two places viz on the right side and on the left side of the cover page of the Answer Book at the space provided for purpose.
6. Mention the same Question No. against the answer of a question as given in the Question paper.
7. **After the declaration of result**, if the result of any candidate is captioned as PMA/LO/IR/DE/, he/she should immediately bring it to the notice of the Tabulation Section of Examination Wing within 15 days positively, failing which no claim whatsoever shall be entertained.
8. If a candidate appears in the subject/paper in which He/She is not otherwise eligible, His/Her examination to that subject/paper shall stand automatically cancelled and the candidate will have no claim whatsoever.



# University of Kashmir, Srinagar

## Admit Card

UG 5TH & 6TH Semester Backlog Examination Batch-2015.

<b>Course:</b>	<b>BA</b>	<b>Roll No:</b>	<b>20564654</b>
<b>Session:</b>	<b>Bi-Ann</b>	<b>Year:</b>	<b>2020</b>
<b>Name of the Candidate:</b>	ISHFAQ AHMAD DAR		
<b>Son/Daughter of:</b>	BASHIR AHMAD DAR		
<b>Centre No:</b>	1		
<b>Name of the Centre:</b>	GOVT DEGREE COLLEGE, ANANTNAG (BOYS)		
<b>Subject(s) in which to be Examined:</b>	ENG05-IS05-ENG06-IS06		

Please admit the candidate (Provisionally) in the center for the subjects(s) mentioned in the statement to be held on the dates as given in the Date Sheet

**Sd/-**  
**Deputy controller of Examination**

### Important Examination and Result Guidelines:

While attempting your question paper in the examination hall, you have to strictly abide by various instructions which are printed on the cover page of each Answer Book. Some of the important guidelines are reproduced here for your benefit.

**Note: The appearance of the candidate is purely on provisional basis subject to determination of eligibility**

1. Always keep the Examination Admit Card/Roll No. Slip with you and show it the supervisory staff/inspection team on duty as and when required/demanded.
2. No candidate shall be allowed to carry inside the Examination Hall, any textual material, printed or written, bits of paper or any other material of like nature. If any candidate is found in possession of such material after commencement of examination- whether in use or not- he/she is liable to be disqualified. Cellular phones, pager and other Electronic devices are not allowed during the examination. Candidates must deposit these items in the custody of the supervisory staff well before the commencement of the Examination.
3. A candidate, who reports after 30 minutes of the commencement of the Examination, shall not be permitted to take the Examination.
4. Write your Roll No./Enrollment No. neatly and correctly on the right side of Answer Book in the box shown below the caption "To be filled by the candidate".
5. Write carefully the Name of Examination, Name of the Subject, Name of Paper/Course, Date of Examination at two places viz on the right side and on the left side of the cover page of the Answer Book at the space provided for purpose.
6. Mention the same Question No. against the answer of a question as given in the Question paper.
7. **After the declaration of result**, if the result of any candidate is captioned as PMA/LO/IR/DE/, he/she should immediately bring it to the notice of the Tabulation Section of Examination Wing within 15 days positively, failing which no claim whatsoever shall be entertained.
8. If a candidate appears in the subject/paper in which He/She is not otherwise eligible, His/Her examination to that subject/paper shall stand automatically cancelled and the candidate will have no claim whatsoever.



# University of Kashmir, Srinagar

## Admit Card

UG 5TH & 6TH Semester Backlog Examination Batch-2015.

<b>Course:</b>	<b>BA</b>	<b>Roll No:</b>	<b>20564655</b>
<b>Session:</b>	<b>Bi-Ann</b>	<b>Year:</b>	<b>2020</b>
<b>Name of the Candidate:</b>	AZAD NABI LONE		
<b>Son/Daughter of:</b>	GHULAM NABI LONE		
<b>Centre No:</b>	1		
<b>Name of the Centre:</b>	GOVT DEGREE COLLEGE, ANANTNAG (BOYS)		
<b>Subject(s) in which to be Examined:</b>	SO05-SO06		



Please admit the candidate (Provisionally) in the center for the subjects(s) mentioned in the statement to be held on the dates as given in the Date Sheet

**Sd/-**  
**Deputy controller of Examination**

### Important Examination and Result Guidelines:

While attempting your question paper in the examination hall, you have to strictly abide by various instructions which are printed on the cover page of each Answer Book. Some of the important guidelines are reproduced here for your benefit.

**Note: The appearance of the candidate is purely on provisional basis subject to determination of eligibility**


1. Always keep the Examination Admit Card/Roll No. Slip with you and show it the supervisory staff/inspection team on duty as and when required/demanded.
2. No candidate shall be allowed to carry inside the Examination Hall, any textual material, printed or written, bits of paper or any other material of like nature. If any candidate is found in possession of such material after commencement of examination- whether in use or not- he/she is liable to be disqualified. Cellular phones, pager and other Electronic devices are not allowed during the examination. Candidates must deposit these items in the custody of the supervisory staff well before the commencement of the Examination.
3. A candidate, who reports after 30 minutes of the commencement of the Examination, shall not be permitted to take the Examination.
4. Write your Roll No./Enrollment No. neatly and correctly on the right side of Answer Book in the box shown below the caption "To be filled by the candidate".
5. Write carefully the Name of Examination, Name of the Subject, Name of Paper/Course, Date of Examination at two places viz on the right side and on the left side of the cover page of the Answer Book at the space provided for purpose.
6. Mention the same Question No. against the answer of a question as given in the Question paper.
7. **After the declaration of result**, if the result of any candidate is captioned as PMA/LO/IR/DE/, he/she should immediately bring it to the notice of the Tabulation Section of Examination Wing within 15 days positively, failing which no claim whatsoever shall be entertained.
8. If a candidate appears in the subject/paper in which He/She is not otherwise eligible, His/Her examination to that subject/paper shall stand automatically cancelled and the candidate will have no claim whatsoever.



# University of Kashmir, Srinagar

## Admit Card

UG 5TH & 6TH Semester Backlog Examination Batch-2015.

<b>Course:</b>	<b>BA</b>	<b>Roll No:</b>	<b>20564656</b>
<b>Session:</b>	Bi-Ann	<b>Year:</b>	2020
<b>Name of the Candidate:</b>	NASRULLAH ANAYAT		
<b>Son/Daughter of:</b>	ANAYAT TULLAH		
<b>Centre No:</b>	1		
<b>Name of the Centre:</b>	GOVT DEGREE COLLEGE, ANANTNAG (BOYS)		
<b>Subject(s) in which to be Examined:</b>	SO05		

Please admit the candidate (Provisionally) in the center for the subjects(s) mentioned in the statement to be held on the dates as given in the Date Sheet

**Sd/-**  
**Deputy controller of Examination**

### Important Examination and Result Guidelines:

While attempting your question paper in the examination hall, you have to strictly abide by various instructions which are printed on the cover page of each Answer Book. Some of the important guidelines are reproduced here for your benefit.

**Note: The appearance of the candidate is purely on provisional basis subject to determination of eligibility**

1. Always keep the Examination Admit Card/Roll No. Slip with you and show it the supervisory staff/inspection team on duty as and when required/demanded.
2. No candidate shall be allowed to carry inside the Examination Hall, any textual material, printed or written, bits of paper or any other material of like nature. If any candidate is found in possession of such material after commencement of examination- whether in use or not- he/she is liable to be disqualified. Cellular phones, pager and other Electronic devices are not allowed during the examination. Candidates must deposit these items in the custody of the supervisory staff well before the commencement of the Examination.
3. A candidate, who reports after 30 minutes of the commencement of the Examination, shall not be permitted to take the Examination.
4. Write your Roll No./Enrollment No. neatly and correctly on the right side of Answer Book in the box shown below the caption "To be filled by the candidate".
5. Write carefully the Name of Examination, Name of the Subject, Name of Paper/Course, Date of Examination at two places viz on the right side and on the left side of the cover page of the Answer Book at the space provided for purpose.
6. Mention the same Question No. against the answer of a question as given in the Question paper.
7. **After the declaration of result**, if the result of any candidate is captioned as PMA/LO/IR/DE/, he/she should immediately bring it to the notice of the Tabulation Section of Examination Wing within 15 days positively, failing which no claim whatsoever shall be entertained.
8. If a candidate appears in the subject/paper in which He/She is not otherwise eligible, His/Her examination to that subject/paper shall stand automatically cancelled and the candidate will have no claim whatsoever.





# University of Kashmir, Srinagar

## Admit Card

UG 5TH & 6TH Semester Backlog Examination Batch-2015.

<b>Course:</b>	<b>BA</b>	<b>Roll No:</b>	<b>20564657</b>
<b>Session:</b>	<b>Bi-Ann</b>	<b>Year:</b>	<b>2020</b>
<b>Name of the Candidate:</b>	<b>RANVEER SINGH</b>		
<b>Son/Daughter of:</b>	<b>KARAMJEEET SINGH</b>		
<b>Centre No:</b>	<b>1</b>		
<b>Name of the Centre:</b>	<b>GOVT DEGREE COLLEGE, ANANTNAG (BOYS)</b>		
<b>Subject(s) in which to be Examined:</b>	<b>ED05-SO05-EC06</b>		



Please admit the candidate (Provisionally) in the center for the subjects(s) mentioned in the statement to be held on the dates as given in the Date Sheet

**Sd/-**  
**Deputy controller of Examination**

### Important Examination and Result Guidelines:

While attempting your question paper in the examination hall, you have to strictly abide by various instructions which are printed on the cover page of each Answer Book. Some of the important guidelines are reproduced here for your benefit.

**Note: The appearance of the candidate is purely on provisional basis subject to determination of eligibility**


1. Always keep the Examination Admit Card/Roll No. Slip with you and show it the supervisory staff/inspection team on duty as and when required/demanded.
2. No candidate shall be allowed to carry inside the Examination Hall, any textual material, printed or written, bits of paper or any other material of like nature. If any candidate is found in possession of such material after commencement of examination- whether in use or not- he/she is liable to be disqualified. Cellular phones, pager and other Electronic devices are not allowed during the examination. Candidates must deposit these items in the custody of the supervisory staff well before the commencement of the Examination.
3. A candidate, who reports after 30 minutes of the commencement of the Examination, shall not be permitted to take the Examination.
4. Write your Roll No./Enrollment No. neatly and correctly on the right side of Answer Book in the box shown below the caption "To be filled by the candidate".
5. Write carefully the Name of Examination, Name of the Subject, Name of Paper/Course, Date of Examination at two places viz on the right side and on the left side of the cover page of the Answer Book at the space provided for purpose.
6. Mention the same Question No. against the answer of a question as given in the Question paper.
7. **After the declaration of result**, if the result of any candidate is captioned as PMA/LO/IR/DE/, he/she should immediately bring it to the notice of the Tabulation Section of Examination Wing within 15 days positively, failing which no claim whatsoever shall be entertained.
8. If a candidate appears in the subject/paper in which He/She is not otherwise eligible, His/Her examination to that subject/paper shall stand automatically cancelled and the candidate will have no claim whatsoever.



# University of Kashmir, Srinagar

## Admit Card

UG 5TH & 6TH Semester Backlog Examination Batch-2015.

<b>Course:</b>	<b>BA</b>	<b>Roll No:</b>	<b>20564658</b>
<b>Session:</b>	Bi-Ann	<b>Year:</b>	2020
<b>Name of the Candidate:</b>	SUHEEL BASHIR		
<b>Son/Daughter of:</b>	BASHIR AHMAD BHAT		
<b>Centre No:</b>	1		
<b>Name of the Centre:</b>	GOVT DEGREE COLLEGE, ANANTNAG (BOYS)		
<b>Subject(s) in which to be Examined:</b>	SO05		

Please admit the candidate (Provisionally) in the center for the subjects(s) mentioned in the statement to be held on the dates as given in the Date Sheet

**Sd/-**  
**Deputy controller of Examination**

### Important Examination and Result Guidelines:

While attempting your question paper in the examination hall, you have to strictly abide by various instructions which are printed on the cover page of each Answer Book. Some of the important guidelines are reproduced here for your benefit.

**Note: The appearance of the candidate is purely on provisional basis subject to determination of eligibility**

1. Always keep the Examination Admit Card/Roll No. Slip with you and show it the supervisory staff/inspection team on duty as and when required/demanded.
2. No candidate shall be allowed to carry inside the Examination Hall, any textual material, printed or written, bits of paper or any other material of like nature. If any candidate is found in possession of such material after commencement of examination- whether in use or not- he/she is liable to be disqualified. Cellular phones, pager and other Electronic devices are not allowed during the examination. Candidates must deposit these items in the custody of the supervisory staff well before the commencement of the Examination.
3. A candidate, who reports after 30 minutes of the commencement of the Examination, shall not be permitted to take the Examination.
4. Write your Roll No./Enrollment No. neatly and correctly on the right side of Answer Book in the box shown below the caption "To be filled by the candidate".
5. Write carefully the Name of Examination, Name of the Subject, Name of Paper/Course, Date of Examination at two places viz on the right side and on the left side of the cover page of the Answer Book at the space provided for purpose.
6. Mention the same Question No. against the answer of a question as given in the Question paper.
7. **After the declaration of result**, if the result of any candidate is captioned as PMA/LO/IR/DE/, he/she should immediately bring it to the notice of the Tabulation Section of Examination Wing within 15 days positively, failing which no claim whatsoever shall be entertained.
8. If a candidate appears in the subject/paper in which He/She is not otherwise eligible, His/Her examination to that subject/paper shall stand automatically cancelled and the candidate will have no claim whatsoever.



# University of Kashmir, Srinagar

## Admit Card

UG 5TH & 6TH Semester Backlog Examination Batch-2015.

<b>Course:</b>	<b>BA</b>	<b>Roll No:</b>	<b>20564659</b>
<b>Session:</b>	Bi-Ann	<b>Year:</b>	2020
<b>Name of the Candidate:</b>	AADIL MANZOOR DAR		
<b>Son/Daughter of:</b>	MANZOOR AHMAD DAR		
<b>Centre No:</b>	1		
<b>Name of the Centre:</b>	GOVT DEGREE COLLEGE, ANANTNAG (BOYS)		
<b>Subject(s) in which to be Examined:</b>	ENG05-ENG06-ED06-IS06-		



Please admit the candidate (Provisionally) in the center for the subjects(s) mentioned in the statement to be held on the dates as given in the Date Sheet

**Sd/-**  
**Deputy controller of Examination**

### Important Examination and Result Guidelines:

While attempting your question paper in the examination hall, you have to strictly abide by various instructions which are printed on the cover page of each Answer Book. Some of the important guidelines are reproduced here for your benefit.

**Note: The appearance of the candidate is purely on provisional basis subject to determination of eligibility**


1. Always keep the Examination Admit Card/Roll No. Slip with you and show it the supervisory staff/inspection team on duty as and when required/demanded.
2. No candidate shall be allowed to carry inside the Examination Hall, any textual material, printed or written, bits of paper or any other material of like nature. If any candidate is found in possession of such material after commencement of examination- whether in use or not- he/she is liable to be disqualified. Cellular phones, pager and other Electronic devices are not allowed during the examination. Candidates must deposit these items in the custody of the supervisory staff well before the commencement of the Examination.
3. A candidate, who reports after 30 minutes of the commencement of the Examination, shall not be permitted to take the Examination.
4. Write your Roll No./Enrollment No. neatly and correctly on the right side of Answer Book in the box shown below the caption "To be filled by the candidate".
5. Write carefully the Name of Examination, Name of the Subject, Name of Paper/Course, Date of Examination at two places viz on the right side and on the left side of the cover page of the Answer Book at the space provided for purpose.
6. Mention the same Question No. against the answer of a question as given in the Question paper.
7. **After the declaration of result**, if the result of any candidate is captioned as PMA/LO/IR/DE/, he/she should immediately bring it to the notice of the Tabulation Section of Examination Wing within 15 days positively, failing which no claim whatsoever shall be entertained.
8. If a candidate appears in the subject/paper in which He/She is not otherwise eligible, His/Her examination to that subject/paper shall stand automatically cancelled and the candidate will have no claim whatsoever.



# University of Kashmir, Srinagar

## Admit Card

UG 5TH & 6TH Semester Backlog Examination Batch-2015.

<b>Course:</b>	<b>BA</b>	<b>Roll No:</b>	<b>20564660</b>
<b>Session:</b>	<b>Bi-Ann</b>	<b>Year:</b>	<b>2020</b>
<b>Name of the Candidate:</b>	<b>AAMIR HUSSAIN MIR</b>		
<b>Son/Daughter of:</b>	<b>GULZAR AHMAD MIR</b>		
<b>Centre No:</b>	<b>1</b>		
<b>Name of the Centre:</b>	<b>GOVT DEGREE COLLEGE, ANANTNAG (BOYS)</b>		
<b>Subject(s) in which to be Examined:</b>	<b>ENG05</b>		

Please admit the candidate (Provisionally) in the center for the subjects(s) mentioned in the statement to be held on the dates as given in the Date Sheet

**Sd/-**  
**Deputy controller of Examination**

### Important Examination and Result Guidelines:

While attempting your question paper in the examination hall, you have to strictly abide by various instructions which are printed on the cover page of each Answer Book. Some of the important guidelines are reproduced here for your benefit.

**Note: The appearance of the candidate is purely on provisional basis subject to determination of eligibility**

1. Always keep the Examination Admit Card/Roll No. Slip with you and show it the supervisory staff/inspection team on duty as and when required/demanded.
2. No candidate shall be allowed to carry inside the Examination Hall, any textual material, printed or written, bits of paper or any other material of like nature. If any candidate is found in possession of such material after commencement of examination- whether in use or not- he/she is liable to be disqualified. Cellular phones, pager and other Electronic devices are not allowed during the examination. Candidates must deposit these items in the custody of the supervisory staff well before the commencement of the Examination.
3. A candidate, who reports after 30 minutes of the commencement of the Examination, shall not be permitted to take the Examination.
4. Write your Roll No./Enrollment No. neatly and correctly on the right side of Answer Book in the box shown below the caption "To be filled by the candidate".
5. Write carefully the Name of Examination, Name of the Subject, Name of Paper/Course, Date of Examination at two places viz on the right side and on the left side of the cover page of the Answer Book at the space provided for purpose.
6. Mention the same Question No. against the answer of a question as given in the Question paper.
7. **After the declaration of result**, if the result of any candidate is captioned as PMA/LO/IR/DE/, he/she should immediately bring it to the notice of the Tabulation Section of Examination Wing within 15 days positively, failing which no claim whatsoever shall be entertained.
8. If a candidate appears in the subject/paper in which He/She is not otherwise eligible, His/Her examination to that subject/paper shall stand automatically cancelled and the candidate will have no claim whatsoever.



# University of Kashmir, Srinagar

## Admit Card

UG 5TH & 6TH Semester Backlog Examination Batch-2015.

<b>Course:</b>	<b>BA</b>	<b>Roll No:</b>	<b>20564661</b>
<b>Session:</b>	<b>Bi-Ann</b>	<b>Year:</b>	<b>2020</b>
<b>Name of the Candidate:</b>	ALLAM ADEEM TARIQ SOHIL		
<b>Son/Daughter of:</b>	TARIQ IBRAHIM SOHIL		
<b>Centre No:</b>	1		
<b>Name of the Centre:</b>	GOVT DEGREE COLLEGE, ANANTNAG (BOYS)		
<b>Subject(s) in which to be Examined:</b>	IS05-ED06-IS06		



Please admit the candidate (Provisionally) in the center for the subjects(s) mentioned in the statement to be held on the dates as given in the Date Sheet

**Sd/-**  
**Deputy controller of Examination**

### Important Examination and Result Guidelines:

While attempting your question paper in the examination hall, you have to strictly abide by various instructions which are printed on the cover page of each Answer Book. Some of the important guidelines are reproduced here for your benefit.

**Note: The appearance of the candidate is purely on provisional basis subject to determination of eligibility**

1. Always keep the Examination Admit Card/Roll No. Slip with you and show it the supervisory staff/inspection team on duty as and when required/demanded.
2. No candidate shall be allowed to carry inside the Examination Hall, any textual material, printed or written, bits of paper or any other material of like nature. If any candidate is found in possession of such material after commencement of examination- whether in use or not- he/she is liable to be disqualified. Cellular phones, pager and other Electronic devices are not allowed during the examination. Candidates must deposit these items in the custody of the supervisory staff well before the commencement of the Examination.
3. A candidate, who reports after 30 minutes of the commencement of the Examination, shall not be permitted to take the Examination.
4. Write your Roll No./Enrollment No. neatly and correctly on the right side of Answer Book in the box shown below the caption "To be filled by the candidate".
5. Write carefully the Name of Examination, Name of the Subject, Name of Paper/Course, Date of Examination at two places viz on the right side and on the left side of the cover page of the Answer Book at the space provided for purpose.
6. Mention the same Question No. against the answer of a question as given in the Question paper.
7. **After the declaration of result**, if the result of any candidate is captioned as PMA/LO/IR/DE/, he/she should immediately bring it to the notice of the Tabulation Section of Examination Wing within 15 days positively, failing which no claim whatsoever shall be entertained.
8. If a candidate appears in the subject/paper in which He/She is not otherwise eligible, His/Her examination to that subject/paper shall stand automatically cancelled and the candidate will have no claim whatsoever.



# University of Kashmir, Srinagar

## Admit Card

UG 5TH & 6TH Semester Backlog Examination Batch-2015.

<b>Course:</b>	<b>BA</b>	<b>Roll No:</b>	<b>20564662</b>
<b>Session:</b>	<b>Bi-Ann</b>	<b>Year:</b>	<b>2020</b>
<b>Name of the Candidate:</b>	AADIL HUSSAIN KANUE		
<b>Son/Daughter of:</b>	GULL MOHAMMAD KANUE		
<b>Centre No:</b>	1		
<b>Name of the Centre:</b>	GOVT DEGREE COLLEGE, ANANTNAG (BOYS)		
<b>Subject(s) in which to be Examined:</b>	ENG05-KMR06		



Please admit the candidate (Provisionally) in the center for the subjects(s) mentioned in the statement to be held on the dates as given in the Date Sheet

**Sd/-**  
**Deputy controller of Examination**

### Important Examination and Result Guidelines:

While attempting your question paper in the examination hall, you have to strictly abide by various instructions which are printed on the cover page of each Answer Book. Some of the important guidelines are reproduced here for your benefit.

**Note: The appearance of the candidate is purely on provisional basis subject to determination of eligibility**


1. Always keep the Examination Admit Card/Roll No. Slip with you and show it the supervisory staff/inspection team on duty as and when required/demanded.
2. No candidate shall be allowed to carry inside the Examination Hall, any textual material, printed or written, bits of paper or any other material of like nature. If any candidate is found in possession of such material after commencement of examination- whether in use or not- he/she is liable to be disqualified. Cellular phones, pager and other Electronic devices are not allowed during the examination. Candidates must deposit these items in the custody of the supervisory staff well before the commencement of the Examination.
3. A candidate, who reports after 30 minutes of the commencement of the Examination, shall not be permitted to take the Examination.
4. Write your Roll No./Enrollment No. neatly and correctly on the right side of Answer Book in the box shown below the caption "To be filled by the candidate".
5. Write carefully the Name of Examination, Name of the Subject, Name of Paper/Course, Date of Examination at two places viz on the right side and on the left side of the cover page of the Answer Book at the space provided for purpose.
6. Mention the same Question No. against the answer of a question as given in the Question paper.
7. **After the declaration of result**, if the result of any candidate is captioned as PMA/LO/IR/DE/, he/she should immediately bring it to the notice of the Tabulation Section of Examination Wing within 15 days positively, failing which no claim whatsoever shall be entertained.
8. If a candidate appears in the subject/paper in which He/She is not otherwise eligible, His/Her examination to that subject/paper shall stand automatically cancelled and the candidate will have no claim whatsoever.



# University of Kashmir, Srinagar

## Admit Card

UG 5TH & 6TH Semester Backlog Examination Batch-2015.

<b>Course:</b>	<b>BA</b>	<b>Roll No:</b>	<b>20564663</b>
<b>Session:</b>	<b>Bi-Ann</b>	<b>Year:</b>	<b>2020</b>
<b>Name of the Candidate:</b>	UMAIR RASHID		
<b>Son/Daughter of:</b>	AB RASHID LONE		
<b>Centre No:</b>	1		
<b>Name of the Centre:</b>	GOVT DEGREE COLLEGE, ANANTNAG (BOYS)		
<b>Subject(s) in which to be Examined:</b>	PS05		

Please admit the candidate (Provisionally) in the center for the subjects(s) mentioned in the statement to be held on the dates as given in the Date Sheet

**Sd/-**  
**Deputy controller of Examination**

### Important Examination and Result Guidelines:

While attempting your question paper in the examination hall, you have to strictly abide by various instructions which are printed on the cover page of each Answer Book. Some of the important guidelines are reproduced here for your benefit.

**Note: The appearance of the candidate is purely on provisional basis subject to determination of eligibility**

1. Always keep the Examination Admit Card/Roll No. Slip with you and show it the supervisory staff/inspection team on duty as and when required/demanded.
2. No candidate shall be allowed to carry inside the Examination Hall, any textual material, printed or written, bits of paper or any other material of like nature. If any candidate is found in possession of such material after commencement of examination- whether in use or not- he/she is liable to be disqualified. Cellular phones, pager and other Electronic devices are not allowed during the examination. Candidates must deposit these items in the custody of the supervisory staff well before the commencement of the Examination.
3. A candidate, who reports after 30 minutes of the commencement of the Examination, shall not be permitted to take the Examination.
4. Write your Roll No./Enrollment No. neatly and correctly on the right side of Answer Book in the box shown below the caption "To be filled by the candidate".
5. Write carefully the Name of Examination, Name of the Subject, Name of Paper/Course, Date of Examination at two places viz on the right side and on the left side of the cover page of the Answer Book at the space provided for purpose.
6. Mention the same Question No. against the answer of a question as given in the Question paper.
7. **After the declaration of result**, if the result of any candidate is captioned as PMA/LO/IR/DE/, he/she should immediately bring it to the notice of the Tabulation Section of Examination Wing within 15 days positively, failing which no claim whatsoever shall be entertained.
8. If a candidate appears in the subject/paper in which He/She is not otherwise eligible, His/Her examination to that subject/paper shall stand automatically cancelled and the candidate will have no claim whatsoever.



# University of Kashmir, Srinagar

## Admit Card

UG 5TH & 6TH Semester Backlog Examination Batch-2015.

<b>Course:</b>	<b>BA</b>	<b>Roll No:</b>	<b>20564664</b>
<b>Session:</b>	Bi-Ann	<b>Year:</b>	2020
<b>Name of the Candidate:</b>	ABDUL LATIEF		
<b>Son/Daughter of:</b>	ABDUL REHMAN		
<b>Centre No:</b>	1		
<b>Name of the Centre:</b>	GOVT DEGREE COLLEGE, ANANTNAG (BOYS)		
<b>Subject(s) in which to be Examined:</b>	ENG05-IS05		

Please admit the candidate (Provisionally) in the center for the subjects(s) mentioned in the statement to be held on the dates as given in the Date Sheet

**Sd/-**  
**Deputy controller of Examination**

### Important Examination and Result Guidelines:

While attempting your question paper in the examination hall, you have to strictly abide by various instructions which are printed on the cover page of each Answer Book. Some of the important guidelines are reproduced here for your benefit.

**Note: The appearance of the candidate is purely on provisional basis subject to determination of eligibility**

1. Always keep the Examination Admit Card/Roll No. Slip with you and show it the supervisory staff/inspection team on duty as and when required/demanded.
2. No candidate shall be allowed to carry inside the Examination Hall, any textual material, printed or written, bits of paper or any other material of like nature. If any candidate is found in possession of such material after commencement of examination- whether in use or not- he/she is liable to be disqualified. Cellular phones, pager and other Electronic devices are not allowed during the examination. Candidates must deposit these items in the custody of the supervisory staff well before the commencement of the Examination.
3. A candidate, who reports after 30 minutes of the commencement of the Examination, shall not be permitted to take the Examination.
4. Write your Roll No./Enrollment No. neatly and correctly on the right side of Answer Book in the box shown below the caption "To be filled by the candidate".
5. Write carefully the Name of Examination, Name of the Subject, Name of Paper/Course, Date of Examination at two places viz on the right side and on the left side of the cover page of the Answer Book at the space provided for purpose.
6. Mention the same Question No. against the answer of a question as given in the Question paper.
7. **After the declaration of result**, if the result of any candidate is captioned as PMA/LO/IR/DE/, he/she should immediately bring it to the notice of the Tabulation Section of Examination Wing within 15 days positively, failing which no claim whatsoever shall be entertained.
8. If a candidate appears in the subject/paper in which He/She is not otherwise eligible, His/Her examination to that subject/paper shall stand automatically cancelled and the candidate will have no claim whatsoever.






# University of Kashmir, Srinagar

## Admit Card

UG 5TH & 6TH Semester Backlog Examination Batch-2015.

<b>Course:</b>	<b>BA</b>	<b>Roll No:</b>	<b>20564665</b>
<b>Session:</b>	<b>Bi-Ann</b>	<b>Year:</b>	<b>2020</b>
<b>Name of the Candidate:</b>	ADIL AHMAD DAR		
<b>Son/Daughter of:</b>	GULAM MOHAMMAD DAR		
<b>Centre No:</b>	1		
<b>Name of the Centre:</b>	GOVT DEGREE COLLEGE, ANANTNAG (BOYS)		
<b>Subject(s) in which to be Examined:</b>	ENG05-CA05		

Please admit the candidate (Provisionally) in the center for the subjects(s) mentioned in the statement to be held on the dates as given in the Date Sheet

**Sd/-**  
**Deputy controller of Examination**

### Important Examination and Result Guidelines:

While attempting your question paper in the examination hall, you have to strictly abide by various instructions which are printed on the cover page of each Answer Book. Some of the important guidelines are reproduced here for your benefit.

**Note: The appearance of the candidate is purely on provisional basis subject to determination of eligibility**

1. Always keep the Examination Admit Card/Roll No. Slip with you and show it the supervisory staff/inspection team on duty as and when required/demanded.
2. No candidate shall be allowed to carry inside the Examination Hall, any textual material, printed or written, bits of paper or any other material of like nature. If any candidate is found in possession of such material after commencement of examination- whether in use or not- he/she is liable to be disqualified. Cellular phones, pager and other Electronic devices are not allowed during the examination. Candidates must deposit these items in the custody of the supervisory staff well before the commencement of the Examination.
3. A candidate, who reports after 30 minutes of the commencement of the Examination, shall not be permitted to take the Examination.
4. Write your Roll No./Enrollment No. neatly and correctly on the right side of Answer Book in the box shown below the caption "To be filled by the candidate".
5. Write carefully the Name of Examination, Name of the Subject, Name of Paper/Course, Date of Examination at two places viz on the right side and on the left side of the cover page of the Answer Book at the space provided for purpose.
6. Mention the same Question No. against the answer of a question as given in the Question paper.
7. **After the declaration of result**, if the result of any candidate is captioned as PMA/LO/IR/DE/, he/she should immediately bring it to the notice of the Tabulation Section of Examination Wing within 15 days positively, failing which no claim whatsoever shall be entertained.
8. If a candidate appears in the subject/paper in which He/She is not otherwise eligible, His/Her examination to that subject/paper shall stand automatically cancelled and the candidate will have no claim whatsoever.



# University of Kashmir, Srinagar

## Admit Card

UG 5TH & 6TH Semester Backlog Examination Batch-2015.

<b>Course:</b>	<b>BA</b>	<b>Roll No:</b>	<b>20564666</b>
<b>Session:</b>	<b>Bi-Ann</b>	<b>Year:</b>	<b>2020</b>
<b>Name of the Candidate:</b>	NAYEEM AHMAD LONE		
<b>Son/Daughter of:</b>	GH HASSAN LONE		
<b>Centre No:</b>	1		
<b>Name of the Centre:</b>	GOVT DEGREE COLLEGE, ANANTNAG (BOYS)		
<b>Subject(s) in which to be Examined:</b>	SO05-IS06		



Please admit the candidate (Provisionally) in the center for the subjects(s) mentioned in the statement to be held on the dates as given in the Date Sheet

**Sd/-**  
**Deputy controller of Examination**

### Important Examination and Result Guidelines:

While attempting your question paper in the examination hall, you have to strictly abide by various instructions which are printed on the cover page of each Answer Book. Some of the important guidelines are reproduced here for your benefit.

**Note: The appearance of the candidate is purely on provisional basis subject to determination of eligibility**

1. Always keep the Examination Admit Card/Roll No. Slip with you and show it the supervisory staff/inspection team on duty as and when required/demanded.
2. No candidate shall be allowed to carry inside the Examination Hall, any textual material, printed or written, bits of paper or any other material of like nature. If any candidate is found in possession of such material after commencement of examination- whether in use or not- he/she is liable to be disqualified. Cellular phones, pager and other Electronic devices are not allowed during the examination. Candidates must deposit these items in the custody of the supervisory staff well before the commencement of the Examination.
3. A candidate, who reports after 30 minutes of the commencement of the Examination, shall not be permitted to take the Examination.
4. Write your Roll No./Enrollment No. neatly and correctly on the right side of Answer Book in the box shown below the caption "To be filled by the candidate".
5. Write carefully the Name of Examination, Name of the Subject, Name of Paper/Course, Date of Examination at two places viz on the right side and on the left side of the cover page of the Answer Book at the space provided for purpose.
6. Mention the same Question No. against the answer of a question as given in the Question paper.
7. **After the declaration of result**, if the result of any candidate is captioned as PMA/LO/IR/DE/, he/she should immediately bring it to the notice of the Tabulation Section of Examination Wing within 15 days positively, failing which no claim whatsoever shall be entertained.
8. If a candidate appears in the subject/paper in which He/She is not otherwise eligible, His/Her examination to that subject/paper shall stand automatically cancelled and the candidate will have no claim whatsoever.



# University of Kashmir, Srinagar

## Admit Card

UG 5TH & 6TH Semester Backlog Examination Batch-2015.

<b>Course:</b>	<b>BA</b>	<b>Roll No:</b>	<b>20564667</b>
<b>Session:</b>	<b>Bi-Ann</b>	<b>Year:</b>	<b>2020</b>
<b>Name of the Candidate:</b>	MUZAFER AHMAD BEIGH		
<b>Son/Daughter of:</b>	GULL MOHD BEIGH		
<b>Centre No:</b>	1		
<b>Name of the Centre:</b>	GOVT DEGREE COLLEGE, ANANTNAG (BOYS)		
<b>Subject(s) in which to be Examined:</b>	GG05		



Please admit the candidate (Provisionally) in the center for the subjects(s) mentioned in the statement to be held on the dates as given in the Date Sheet

**Sd/-**  
**Deputy controller of Examination**

### Important Examination and Result Guidelines:

While attempting your question paper in the examination hall, you have to strictly abide by various instructions which are printed on the cover page of each Answer Book. Some of the important guidelines are reproduced here for your benefit.

**Note: The appearance of the candidate is purely on provisional basis subject to determination of eligibility**


1. Always keep the Examination Admit Card/Roll No. Slip with you and show it the supervisory staff/inspection team on duty as and when required/demanded.
2. No candidate shall be allowed to carry inside the Examination Hall, any textual material, printed or written, bits of paper or any other material of like nature. If any candidate is found in possession of such material after commencement of examination- whether in use or not- he/she is liable to be disqualified. Cellular phones, pager and other Electronic devices are not allowed during the examination. Candidates must deposit these items in the custody of the supervisory staff well before the commencement of the Examination.
3. A candidate, who reports after 30 minutes of the commencement of the Examination, shall not be permitted to take the Examination.
4. Write your Roll No./Enrollment No. neatly and correctly on the right side of Answer Book in the box shown below the caption "To be filled by the candidate".
5. Write carefully the Name of Examination, Name of the Subject, Name of Paper/Course, Date of Examination at two places viz on the right side and on the left side of the cover page of the Answer Book at the space provided for purpose.
6. Mention the same Question No. against the answer of a question as given in the Question paper.
7. **After the declaration of result**, if the result of any candidate is captioned as PMA/LO/IR/DE/, he/she should immediately bring it to the notice of the Tabulation Section of Examination Wing within 15 days positively, failing which no claim whatsoever shall be entertained.
8. If a candidate appears in the subject/paper in which He/She is not otherwise eligible, His/Her examination to that subject/paper shall stand automatically cancelled and the candidate will have no claim whatsoever.



# University of Kashmir, Srinagar

## Admit Card

UG 5TH & 6TH Semester Backlog Examination Batch-2015.

<b>Course:</b>	<b>BA</b>	<b>Roll No:</b>	<b>20564668</b>
<b>Session:</b>	<b>Bi-Ann</b>	<b>Year:</b>	<b>2020</b>
<b>Name of the Candidate:</b>	ADIL HUSSAIN MALIK		
<b>Son/Daughter of:</b>	GH RASOOL MALIK		
<b>Centre No:</b>	1		
<b>Name of the Centre:</b>	GOVT DEGREE COLLEGE, ANANTNAG (BOYS)		
<b>Subject(s) in which to be Examined:</b>	ENG05-ED06-KMR06		

Please admit the candidate (Provisionally) in the center for the subjects(s) mentioned in the statement to be held on the dates as given in the Date Sheet

**Sd/-**  
**Deputy controller of Examination**

### Important Examination and Result Guidelines:

While attempting your question paper in the examination hall, you have to strictly abide by various instructions which are printed on the cover page of each Answer Book. Some of the important guidelines are reproduced here for your benefit.

**Note: The appearance of the candidate is purely on provisional basis subject to determination of eligibility**


1. Always keep the Examination Admit Card/Roll No. Slip with you and show it the supervisory staff/inspection team on duty as and when required/demanded.
2. No candidate shall be allowed to carry inside the Examination Hall, any textual material, printed or written, bits of paper or any other material of like nature. If any candidate is found in possession of such material after commencement of examination- whether in use or not- he/she is liable to be disqualified. Cellular phones, pager and other Electronic devices are not allowed during the examination. Candidates must deposit these items in the custody of the supervisory staff well before the commencement of the Examination.
3. A candidate, who reports after 30 minutes of the commencement of the Examination, shall not be permitted to take the Examination.
4. Write your Roll No./Enrollment No. neatly and correctly on the right side of Answer Book in the box shown below the caption "To be filled by the candidate".
5. Write carefully the Name of Examination, Name of the Subject, Name of Paper/Course, Date of Examination at two places viz on the right side and on the left side of the cover page of the Answer Book at the space provided for purpose.
6. Mention the same Question No. against the answer of a question as given in the Question paper.
7. **After the declaration of result**, if the result of any candidate is captioned as PMA/LO/IR/DE/, he/she should immediately bring it to the notice of the Tabulation Section of Examination Wing within 15 days positively, failing which no claim whatsoever shall be entertained.
8. If a candidate appears in the subject/paper in which He/She is not otherwise eligible, His/Her examination to that subject/paper shall stand automatically cancelled and the candidate will have no claim whatsoever.



# University of Kashmir, Srinagar

## Admit Card

UG 5TH & 6TH Semester Backlog Examination Batch-2015.

<b>Course:</b>	<b>BA</b>	<b>Roll No:</b>	<b>20564669</b>
<b>Session:</b>	<b>Bi-Ann</b>	<b>Year:</b>	<b>2020</b>
<b>Name of the Candidate:</b>	IMRAN MAQBOOL RATHER		
<b>Son/Daughter of:</b>	MOHD MAQBOOL RATHER		
<b>Centre No:</b>	1		
<b>Name of the Centre:</b>	GOVT DEGREE COLLEGE, ANANTNAG (BOYS)		
<b>Subject(s) in which to be Examined:</b>	PS05		

Please admit the candidate (Provisionally) in the center for the subjects(s) mentioned in the statement to be held on the dates as given in the Date Sheet

**Sd/-**  
**Deputy controller of Examination**

### Important Examination and Result Guidelines:

While attempting your question paper in the examination hall, you have to strictly abide by various instructions which are printed on the cover page of each Answer Book. Some of the important guidelines are reproduced here for your benefit.

**Note: The appearance of the candidate is purely on provisional basis subject to determination of eligibility**

1. Always keep the Examination Admit Card/Roll No. Slip with you and show it the supervisory staff/inspection team on duty as and when required/demanded.
2. No candidate shall be allowed to carry inside the Examination Hall, any textual material, printed or written, bits of paper or any other material of like nature. If any candidate is found in possession of such material after commencement of examination- whether in use or not- he/she is liable to be disqualified. Cellular phones, pager and other Electronic devices are not allowed during the examination. Candidates must deposit these items in the custody of the supervisory staff well before the commencement of the Examination.
3. A candidate, who reports after 30 minutes of the commencement of the Examination, shall not be permitted to take the Examination.
4. Write your Roll No./Enrollment No. neatly and correctly on the right side of Answer Book in the box shown below the caption "To be filled by the candidate".
5. Write carefully the Name of Examination, Name of the Subject, Name of Paper/Course, Date of Examination at two places viz on the right side and on the left side of the cover page of the Answer Book at the space provided for purpose.
6. Mention the same Question No. against the answer of a question as given in the Question paper.
7. **After the declaration of result**, if the result of any candidate is captioned as PMA/LO/IR/DE/, he/she should immediately bring it to the notice of the Tabulation Section of Examination Wing within 15 days positively, failing which no claim whatsoever shall be entertained.
8. If a candidate appears in the subject/paper in which He/She is not otherwise eligible, His/Her examination to that subject/paper shall stand automatically cancelled and the candidate will have no claim whatsoever.



# University of Kashmir, Srinagar

## Admit Card

UG 5TH & 6TH Semester Backlog Examination Batch-2015.

<b>Course:</b>	<b>BA</b>	<b>Roll No:</b>	<b>20564670</b>
<b>Session:</b>	<b>Bi-Ann</b>	<b>Year:</b>	<b>2020</b>
<b>Name of the Candidate:</b>	IMTIYAZ AHMAD RATHER		
<b>Son/Daughter of:</b>	AB RASHID RATHER		
<b>Centre No:</b>	1		
<b>Name of the Centre:</b>	GOVT DEGREE COLLEGE, ANANTNAG (BOYS)		
<b>Subject(s) in which to be Examined:</b>	CA05		



Please admit the candidate (Provisionally) in the center for the subjects(s) mentioned in the statement to be held on the dates as given in the Date Sheet

**Sd/-**  
**Deputy controller of Examination**

### Important Examination and Result Guidelines:

While attempting your question paper in the examination hall, you have to strictly abide by various instructions which are printed on the cover page of each Answer Book. Some of the important guidelines are reproduced here for your benefit.

**Note: The appearance of the candidate is purely on provisional basis subject to determination of eligibility**

1. Always keep the Examination Admit Card/Roll No. Slip with you and show it the supervisory staff/inspection team on duty as and when required/demanded.
2. No candidate shall be allowed to carry inside the Examination Hall, any textual material, printed or written, bits of paper or any other material of like nature. If any candidate is found in possession of such material after commencement of examination- whether in use or not- he/she is liable to be disqualified. Cellular phones, pager and other Electronic devices are not allowed during the examination. Candidates must deposit these items in the custody of the supervisory staff well before the commencement of the Examination.
3. A candidate, who reports after 30 minutes of the commencement of the Examination, shall not be permitted to take the Examination.
4. Write your Roll No./Enrollment No. neatly and correctly on the right side of Answer Book in the box shown below the caption "To be filled by the candidate".
5. Write carefully the Name of Examination, Name of the Subject, Name of Paper/Course, Date of Examination at two places viz on the right side and on the left side of the cover page of the Answer Book at the space provided for purpose.
6. Mention the same Question No. against the answer of a question as given in the Question paper.
7. **After the declaration of result**, if the result of any candidate is captioned as PMA/LO/IR/DE/, he/she should immediately bring it to the notice of the Tabulation Section of Examination Wing within 15 days positively, failing which no claim whatsoever shall be entertained.
8. If a candidate appears in the subject/paper in which He/She is not otherwise eligible, His/Her examination to that subject/paper shall stand automatically cancelled and the candidate will have no claim whatsoever.




# University of Kashmir, Srinagar

## Admit Card

UG 5TH & 6TH Semester Backlog Examination Batch-2015.

<b>Course:</b>	<b>BA</b>	<b>Roll No:</b>	<b>20564671</b>
<b>Session:</b>	<b>Bi-Ann</b>	<b>Year:</b>	<b>2020</b>
<b>Name of the Candidate:</b>	AADIL HUSSAIN BHAT		
<b>Son/Daughter of:</b>	MOHAMMED HUSSAIN BHAT		
<b>Centre No:</b>	1		
<b>Name of the Centre:</b>	GOVT DEGREE COLLEGE, ANANTNAG (BOYS)		
<b>Subject(s) in which to be Examined:</b>	ENG05		



Please admit the candidate (Provisionally) in the center for the subjects(s) mentioned in the statement to be held on the dates as given in the Date Sheet

**Sd/-**  
**Deputy controller of Examination**

### Important Examination and Result Guidelines:

While attempting your question paper in the examination hall, you have to strictly abide by various instructions which are printed on the cover page of each Answer Book. Some of the important guidelines are reproduced here for your benefit.

**Note: The appearance of the candidate is purely on provisional basis subject to determination of eligibility**

1. Always keep the Examination Admit Card/Roll No. Slip with you and show it the supervisory staff/inspection team on duty as and when required/demanded.
2. No candidate shall be allowed to carry inside the Examination Hall, any textual material, printed or written, bits of paper or any other material of like nature. If any candidate is found in possession of such material after commencement of examination- whether in use or not- he/she is liable to be disqualified. Cellular phones, pager and other Electronic devices are not allowed during the examination. Candidates must deposit these items in the custody of the supervisory staff well before the commencement of the Examination.
3. A candidate, who reports after 30 minutes of the commencement of the Examination, shall not be permitted to take the Examination.
4. Write your Roll No./Enrollment No. neatly and correctly on the right side of Answer Book in the box shown below the caption "To be filled by the candidate".
5. Write carefully the Name of Examination, Name of the Subject, Name of Paper/Course, Date of Examination at two places viz on the right side and on the left side of the cover page of the Answer Book at the space provided for purpose.
6. Mention the same Question No. against the answer of a question as given in the Question paper.
7. **After the declaration of result**, if the result of any candidate is captioned as PMA/LO/IR/DE/, he/she should immediately bring it to the notice of the Tabulation Section of Examination Wing within 15 days positively, failing which no claim whatsoever shall be entertained.
8. If a candidate appears in the subject/paper in which He/She is not otherwise eligible, His/Her examination to that subject/paper shall stand automatically cancelled and the candidate will have no claim whatsoever.




# University of Kashmir, Srinagar

## Admit Card

UG 5TH & 6TH Semester Backlog Examination Batch-2015.

<b>Course:</b>	<b>BA</b>	<b>Roll No:</b>	<b>20564672</b>
<b>Session:</b>	<b>Bi-Ann</b>	<b>Year:</b>	<b>2020</b>
<b>Name of the Candidate:</b>	SHOWKAT AHMED WANI		
<b>Son/Daughter of:</b>	GH MOHI UD DIN WANI		
<b>Centre No:</b>	1		
<b>Name of the Centre:</b>	GOVT DEGREE COLLEGE, ANANTNAG (BOYS)		
<b>Subject(s) in which to be Examined:</b>	UR05		



Please admit the candidate (Provisionally) in the center for the subjects(s) mentioned in the statement to be held on the dates as given in the Date Sheet

**Sd/-**  
**Deputy controller of Examination**

### Important Examination and Result Guidelines:

While attempting your question paper in the examination hall, you have to strictly abide by various instructions which are printed on the cover page of each Answer Book. Some of the important guidelines are reproduced here for your benefit.

**Note: The appearance of the candidate is purely on provisional basis subject to determination of eligibility**

1. Always keep the Examination Admit Card/Roll No. Slip with you and show it the supervisory staff/inspection team on duty as and when required/demanded.
2. No candidate shall be allowed to carry inside the Examination Hall, any textual material, printed or written, bits of paper or any other material of like nature. If any candidate is found in possession of such material after commencement of examination- whether in use or not- he/she is liable to be disqualified. Cellular phones, pager and other Electronic devices are not allowed during the examination. Candidates must deposit these items in the custody of the supervisory staff well before the commencement of the Examination.
3. A candidate, who reports after 30 minutes of the commencement of the Examination, shall not be permitted to take the Examination.
4. Write your Roll No./Enrollment No. neatly and correctly on the right side of Answer Book in the box shown below the caption "To be filled by the candidate".
5. Write carefully the Name of Examination, Name of the Subject, Name of Paper/Course, Date of Examination at two places viz on the right side and on the left side of the cover page of the Answer Book at the space provided for purpose.
6. Mention the same Question No. against the answer of a question as given in the Question paper.
7. **After the declaration of result**, if the result of any candidate is captioned as PMA/LO/IR/DE/, he/she should immediately bring it to the notice of the Tabulation Section of Examination Wing within 15 days positively, failing which no claim whatsoever shall be entertained.
8. If a candidate appears in the subject/paper in which He/She is not otherwise eligible, His/Her examination to that subject/paper shall stand automatically cancelled and the candidate will have no claim whatsoever.






# University of Kashmir, Srinagar

## Admit Card

UG 5TH & 6TH Semester Backlog Examination Batch-2015.

<b>Course:</b>	<b>BA</b>	<b>Roll No:</b>	<b>20564673</b>
<b>Session:</b>	<b>Bi-Ann</b>	<b>Year:</b>	<b>2020</b>
<b>Name of the Candidate:</b>	<b>ZUBAIR YASEEN</b>		
<b>Son/Daughter of:</b>	<b>MOHD YASEEN LONE</b>		
<b>Centre No:</b>	<b>1</b>		
<b>Name of the Centre:</b>	<b>GOVT DEGREE COLLEGE, ANANTNAG (BOYS)</b>		
<b>Subject(s) in which to be Examined:</b>	<b>ENG05-HS06-IS06</b>		

Please admit the candidate (Provisionally) in the center for the subjects(s) mentioned in the statement to be held on the dates as given in the Date Sheet

**Sd/-**  
**Deputy controller of Examination**

### Important Examination and Result Guidelines:

While attempting your question paper in the examination hall, you have to strictly abide by various instructions which are printed on the cover page of each Answer Book. Some of the important guidelines are reproduced here for your benefit.

**Note: The appearance of the candidate is purely on provisional basis subject to determination of eligibility**

1. Always keep the Examination Admit Card/Roll No. Slip with you and show it the supervisory staff/inspection team on duty as and when required/demanded.
2. No candidate shall be allowed to carry inside the Examination Hall, any textual material, printed or written, bits of paper or any other material of like nature. If any candidate is found in possession of such material after commencement of examination- whether in use or not- he/she is liable to be disqualified. Cellular phones, pager and other Electronic devices are not allowed during the examination. Candidates must deposit these items in the custody of the supervisory staff well before the commencement of the Examination.
3. A candidate, who reports after 30 minutes of the commencement of the Examination, shall not be permitted to take the Examination.
4. Write your Roll No./Enrollment No. neatly and correctly on the right side of Answer Book in the box shown below the caption "To be filled by the candidate".
5. Write carefully the Name of Examination, Name of the Subject, Name of Paper/Course, Date of Examination at two places viz on the right side and on the left side of the cover page of the Answer Book at the space provided for purpose.
6. Mention the same Question No. against the answer of a question as given in the Question paper.
7. **After the declaration of result**, if the result of any candidate is captioned as PMA/LO/IR/DE/, he/she should immediately bring it to the notice of the Tabulation Section of Examination Wing within 15 days positively, failing which no claim whatsoever shall be entertained.
8. If a candidate appears in the subject/paper in which He/She is not otherwise eligible, His/Her examination to that subject/paper shall stand automatically cancelled and the candidate will have no claim whatsoever.



# University of Kashmir, Srinagar

## Admit Card

UG 5TH & 6TH Semester Backlog Examination Batch-2015.

<b>Course:</b>	<b>BA</b>	<b>Roll No:</b>	<b>20564674</b>
<b>Session:</b>	<b>Bi-Ann</b>	<b>Year:</b>	<b>2020</b>
<b>Name of the Candidate:</b>	AADIL AHMAD NANWAIE		
<b>Son/Daughter of:</b>	MUKHTAR AHMAD NANWAIE		
<b>Centre No:</b>	1		
<b>Name of the Centre:</b>	GOVT DEGREE COLLEGE, ANANTNAG (BOYS)		
<b>Subject(s) in which to be Examined:</b>	ENG05-IS05-HS05-ED06-IS06		



Please admit the candidate (Provisionally) in the center for the subjects(s) mentioned in the statement to be held on the dates as given in the Date Sheet

**Sd/-**  
**Deputy controller of Examination**

### Important Examination and Result Guidelines:

While attempting your question paper in the examination hall, you have to strictly abide by various instructions which are printed on the cover page of each Answer Book. Some of the important guidelines are reproduced here for your benefit.

**Note: The appearance of the candidate is purely on provisional basis subject to determination of eligibility**

1. Always keep the Examination Admit Card/Roll No. Slip with you and show it the supervisory staff/inspection team on duty as and when required/demanded.
2. No candidate shall be allowed to carry inside the Examination Hall, any textual material, printed or written, bits of paper or any other material of like nature. If any candidate is found in possession of such material after commencement of examination- whether in use or not- he/she is liable to be disqualified. Cellular phones, pager and other Electronic devices are not allowed during the examination. Candidates must deposit these items in the custody of the supervisory staff well before the commencement of the Examination.
3. A candidate, who reports after 30 minutes of the commencement of the Examination, shall not be permitted to take the Examination.
4. Write your Roll No./Enrollment No. neatly and correctly on the right side of Answer Book in the box shown below the caption "To be filled by the candidate".
5. Write carefully the Name of Examination, Name of the Subject, Name of Paper/Course, Date of Examination at two places viz on the right side and on the left side of the cover page of the Answer Book at the space provided for purpose.
6. Mention the same Question No. against the answer of a question as given in the Question paper.
7. **After the declaration of result**, if the result of any candidate is captioned as PMA/LO/IR/DE/, he/she should immediately bring it to the notice of the Tabulation Section of Examination Wing within 15 days positively, failing which no claim whatsoever shall be entertained.
8. If a candidate appears in the subject/paper in which He/She is not otherwise eligible, His/Her examination to that subject/paper shall stand automatically cancelled and the candidate will have no claim whatsoever.



# University of Kashmir, Srinagar

## Admit Card

UG 5TH & 6TH Semester Backlog Examination Batch-2015.

<b>Course:</b>	<b>BA</b>	<b>Roll No:</b>	<b>20564675</b>
<b>Session:</b>	<b>Bi-Ann</b>	<b>Year:</b>	<b>2020</b>
<b>Name of the Candidate:</b>	<b>GURMEET SINGH</b>		
<b>Son/Daughter of:</b>	<b>S POPINDER SINGH</b>		
<b>Centre No:</b>	<b>1</b>		
<b>Name of the Centre:</b>	<b>GOVT DEGREE COLLEGE, ANANTNAG (BOYS)</b>		
<b>Subject(s) in which to be Examined:</b>	<b>ENG05-GG06</b>		



Please admit the candidate (Provisionally) in the center for the subjects(s) mentioned in the statement to be held on the dates as given in the Date Sheet

**Sd/-**  
**Deputy controller of Examination**

### Important Examination and Result Guidelines:

While attempting your question paper in the examination hall, you have to strictly abide by various instructions which are printed on the cover page of each Answer Book. Some of the important guidelines are reproduced here for your benefit.

**Note: The appearance of the candidate is purely on provisional basis subject to determination of eligibility**


1. Always keep the Examination Admit Card/Roll No. Slip with you and show it the supervisory staff/inspection team on duty as and when required/demanded.
2. No candidate shall be allowed to carry inside the Examination Hall, any textual material, printed or written, bits of paper or any other material of like nature. If any candidate is found in possession of such material after commencement of examination- whether in use or not- he/she is liable to be disqualified. Cellular phones, pager and other Electronic devices are not allowed during the examination. Candidates must deposit these items in the custody of the supervisory staff well before the commencement of the Examination.
3. A candidate, who reports after 30 minutes of the commencement of the Examination, shall not be permitted to take the Examination.
4. Write your Roll No./Enrollment No. neatly and correctly on the right side of Answer Book in the box shown below the caption "To be filled by the candidate".
5. Write carefully the Name of Examination, Name of the Subject, Name of Paper/Course, Date of Examination at two places viz on the right side and on the left side of the cover page of the Answer Book at the space provided for purpose.
6. Mention the same Question No. against the answer of a question as given in the Question paper.
7. **After the declaration of result**, if the result of any candidate is captioned as PMA/LO/IR/DE/, he/she should immediately bring it to the notice of the Tabulation Section of Examination Wing within 15 days positively, failing which no claim whatsoever shall be entertained.
8. If a candidate appears in the subject/paper in which He/She is not otherwise eligible, His/Her examination to that subject/paper shall stand automatically cancelled and the candidate will have no claim whatsoever.



# University of Kashmir, Srinagar

## Admit Card

UG 5TH & 6TH Semester Backlog Examination Batch-2015.

<b>Course:</b>	<b>BA</b>	<b>Roll No:</b>	<b>20564676</b>
<b>Session:</b>	Bi-Ann	<b>Year:</b>	2020
<b>Name of the Candidate:</b>	MUSAIB RASHID DAR		
<b>Son/Daughter of:</b>	AB RASHID DAR		
<b>Centre No:</b>	1		
<b>Name of the Centre:</b>	GOVT DEGREE COLLEGE, ANANTNAG (BOYS)		
<b>Subject(s) in which to be Examined:</b>	SO05		

Please admit the candidate (Provisionally) in the center for the subjects(s) mentioned in the statement to be held on the dates as given in the Date Sheet

**Sd/-**  
**Deputy controller of Examination**

### Important Examination and Result Guidelines:

While attempting your question paper in the examination hall, you have to strictly abide by various instructions which are printed on the cover page of each Answer Book. Some of the important guidelines are reproduced here for your benefit.

**Note: The appearance of the candidate is purely on provisional basis subject to determination of eligibility**


1. Always keep the Examination Admit Card/Roll No. Slip with you and show it the supervisory staff/inspection team on duty as and when required/demanded.
2. No candidate shall be allowed to carry inside the Examination Hall, any textual material, printed or written, bits of paper or any other material of like nature. If any candidate is found in possession of such material after commencement of examination- whether in use or not- he/she is liable to be disqualified. Cellular phones, pager and other Electronic devices are not allowed during the examination. Candidates must deposit these items in the custody of the supervisory staff well before the commencement of the Examination.
3. A candidate, who reports after 30 minutes of the commencement of the Examination, shall not be permitted to take the Examination.
4. Write your Roll No./Enrollment No. neatly and correctly on the right side of Answer Book in the box shown below the caption "To be filled by the candidate".
5. Write carefully the Name of Examination, Name of the Subject, Name of Paper/Course, Date of Examination at two places viz on the right side and on the left side of the cover page of the Answer Book at the space provided for purpose.
6. Mention the same Question No. against the answer of a question as given in the Question paper.
7. **After the declaration of result**, if the result of any candidate is captioned as PMA/LO/IR/DE/, he/she should immediately bring it to the notice of the Tabulation Section of Examination Wing within 15 days positively, failing which no claim whatsoever shall be entertained.
8. If a candidate appears in the subject/paper in which He/She is not otherwise eligible, His/Her examination to that subject/paper shall stand automatically cancelled and the candidate will have no claim whatsoever.



# University of Kashmir, Srinagar

## Admit Card

UG 5TH & 6TH Semester Backlog Examination Batch-2015.

<b>Course:</b>	<b>BA</b>	<b>Roll No:</b>	<b>20564677</b>
<b>Session:</b>	<b>Bi-Ann</b>	<b>Year:</b>	<b>2020</b>
<b>Name of the Candidate:</b>	<b>ZAKIR BASHIR GANAIE</b>		
<b>Son/Daughter of:</b>	<b>BASHIR AHMAD GANAIE</b>		
<b>Centre No:</b>	<b>1</b>		
<b>Name of the Centre:</b>	<b>GOVT DEGREE COLLEGE, ANANTNAG (BOYS)</b>		
<b>Subject(s) in which to be Examined:</b>	<b>HS05</b>		

Please admit the candidate (Provisionally) in the center for the subjects(s) mentioned in the statement to be held on the dates as given in the Date Sheet

**Sd/-**  
**Deputy controller of Examination**

### Important Examination and Result Guidelines:

While attempting your question paper in the examination hall, you have to strictly abide by various instructions which are printed on the cover page of each Answer Book. Some of the important guidelines are reproduced here for your benefit.

**Note: The appearance of the candidate is purely on provisional basis subject to determination of eligibility**

1. Always keep the Examination Admit Card/Roll No. Slip with you and show it the supervisory staff/inspection team on duty as and when required/demanded.
2. No candidate shall be allowed to carry inside the Examination Hall, any textual material, printed or written, bits of paper or any other material of like nature. If any candidate is found in possession of such material after commencement of examination- whether in use or not- he/she is liable to be disqualified. Cellular phones, pager and other Electronic devices are not allowed during the examination. Candidates must deposit these items in the custody of the supervisory staff well before the commencement of the Examination.
3. A candidate, who reports after 30 minutes of the commencement of the Examination, shall not be permitted to take the Examination.
4. Write your Roll No./Enrollment No. neatly and correctly on the right side of Answer Book in the box shown below the caption "To be filled by the candidate".
5. Write carefully the Name of Examination, Name of the Subject, Name of Paper/Course, Date of Examination at two places viz on the right side and on the left side of the cover page of the Answer Book at the space provided for purpose.
6. Mention the same Question No. against the answer of a question as given in the Question paper.
7. **After the declaration of result**, if the result of any candidate is captioned as PMA/LO/IR/DE/, he/she should immediately bring it to the notice of the Tabulation Section of Examination Wing within 15 days positively, failing which no claim whatsoever shall be entertained.
8. If a candidate appears in the subject/paper in which He/She is not otherwise eligible, His/Her examination to that subject/paper shall stand automatically cancelled and the candidate will have no claim whatsoever.



# University of Kashmir, Srinagar

## Admit Card

UG 5TH & 6TH Semester Backlog Examination Batch-2015.

**Course:** BA **Roll No:** 20564678

**Session:** Bi-Ann **Year:** 2020

**Name of the Candidate:** ZIAUL REHMAN

**Son/Daughter of:** AB REHMAN NAJAR

**Centre No:** 1

**Name of the Centre:** GOVT DEGREE COLLEGE, ANANTNAG (BOYS)

**Subject(s) in which to be Examined:** CA05-CA06



Please admit the candidate (Provisionally) in the center for the subjects(s) mentioned in the statement to be held on the dates as given in the Date Sheet

**Sd/-**

**Deputy controller of Examination**

### Important Examination and Result Guidelines:

While attempting your question paper in the examination hall, you have to strictly abide by various instructions which are printed on the cover page of each Answer Book. Some of the important guidelines are reproduced here for your benefit.

**Note: The appearance of the candidate is purely on provisional basis subject to determination of eligibility**


1. Always keep the Examination Admit Card/Roll No. Slip with you and show it the supervisory staff/inspection team on duty as and when required/demanded.
2. No candidate shall be allowed to carry inside the Examination Hall, any textual material, printed or written, bits of paper or any other material of like nature. If any candidate is found in possession of such material after commencement of examination- whether in use or not- he/she is liable to be disqualified. Cellular phones, pager and other Electronic devices are not allowed during the examination. Candidates must deposit these items in the custody of the supervisory staff well before the commencement of the Examination.
3. A candidate, who reports after 30 minutes of the commencement of the Examination, shall not be permitted to take the Examination.
4. Write your Roll No./Enrollment No. neatly and correctly on the right side of Answer Book in the box shown below the caption "To be filled by the candidate".
5. Write carefully the Name of Examination, Name of the Subject, Name of Paper/Course, Date of Examination at two places viz on the right side and on the left side of the cover page of the Answer Book at the space provided for purpose.
6. Mention the same Question No. against the answer of a question as given in the Question paper.
7. **After the declaration of result**, if the result of any candidate is captioned as PMA/LO/IR/DE/, he/she should immediately bring it to the notice of the Tabulation Section of Examination Wing within 15 days positively, failing which no claim whatsoever shall be entertained.
8. If a candidate appears in the subject/paper in which He/She is not otherwise eligible, His/Her examination to that subject/paper shall stand automatically cancelled and the candidate will have no claim whatsoever.



# University of Kashmir, Srinagar

## Admit Card

UG 5TH & 6TH Semester Backlog Examination Batch-2015.

<b>Course:</b>	<b>BA</b>	<b>Roll No:</b>	<b>20564679</b>
<b>Session:</b>	<b>Bi-Ann</b>	<b>Year:</b>	<b>2020</b>
<b>Name of the Candidate:</b>	BASEER AHMED		
<b>Son/Daughter of:</b>	ABDUL LATIEF GANI		
<b>Centre No:</b>	1		
<b>Name of the Centre:</b>	GOVT DEGREE COLLEGE, ANANTNAG (BOYS)		
<b>Subject(s) in which to be Examined:</b>	AR05		

Please admit the candidate (Provisionally) in the center for the subjects(s) mentioned in the statement to be held on the dates as given in the Date Sheet

**Sd/-**  
**Deputy controller of Examination**

### Important Examination and Result Guidelines:

While attempting your question paper in the examination hall, you have to strictly abide by various instructions which are printed on the cover page of each Answer Book. Some of the important guidelines are reproduced here for your benefit.

**Note: The appearance of the candidate is purely on provisional basis subject to determination of eligibility**

1. Always keep the Examination Admit Card/Roll No. Slip with you and show it the supervisory staff/inspection team on duty as and when required/demanded.
2. No candidate shall be allowed to carry inside the Examination Hall, any textual material, printed or written, bits of paper or any other material of like nature. If any candidate is found in possession of such material after commencement of examination- whether in use or not- he/she is liable to be disqualified. Cellular phones, pager and other Electronic devices are not allowed during the examination. Candidates must deposit these items in the custody of the supervisory staff well before the commencement of the Examination.
3. A candidate, who reports after 30 minutes of the commencement of the Examination, shall not be permitted to take the Examination.
4. Write your Roll No./Enrollment No. neatly and correctly on the right side of Answer Book in the box shown below the caption "To be filled by the candidate".
5. Write carefully the Name of Examination, Name of the Subject, Name of Paper/Course, Date of Examination at two places viz on the right side and on the left side of the cover page of the Answer Book at the space provided for purpose.
6. Mention the same Question No. against the answer of a question as given in the Question paper.
7. **After the declaration of result**, if the result of any candidate is captioned as PMA/LO/IR/DE/, he/she should immediately bring it to the notice of the Tabulation Section of Examination Wing within 15 days positively, failing which no claim whatsoever shall be entertained.
8. If a candidate appears in the subject/paper in which He/She is not otherwise eligible, His/Her examination to that subject/paper shall stand automatically cancelled and the candidate will have no claim whatsoever.



# University of Kashmir, Srinagar

## Admit Card

UG 5TH & 6TH Semester Backlog Examination Batch-2015.

<b>Course:</b>	<b>BA</b>	<b>Roll No:</b>	<b>20564680</b>
<b>Session:</b>	<b>Bi-Ann</b>	<b>Year:</b>	<b>2020</b>
<b>Name of the Candidate:</b>	SHOWKAT HUSSAIN SHEIKH		
<b>Son/Daughter of:</b>	GH NABI SHEIKH		
<b>Centre No:</b>	1		
<b>Name of the Centre:</b>	GOVT DEGREE COLLEGE, ANANTNAG (BOYS)		
<b>Subject(s) in which to be Examined:</b>	ENG05		



Please admit the candidate (Provisionally) in the center for the subjects(s) mentioned in the statement to be held on the dates as given in the Date Sheet

**Sd/-**  
**Deputy controller of Examination**

### Important Examination and Result Guidelines:

While attempting your question paper in the examination hall, you have to strictly abide by various instructions which are printed on the cover page of each Answer Book. Some of the important guidelines are reproduced here for your benefit.

**Note: The appearance of the candidate is purely on provisional basis subject to determination of eligibility**

1. Always keep the Examination Admit Card/Roll No. Slip with you and show it the supervisory staff/inspection team on duty as and when required/demanded.
2. No candidate shall be allowed to carry inside the Examination Hall, any textual material, printed or written, bits of paper or any other material of like nature. If any candidate is found in possession of such material after commencement of examination- whether in use or not- he/she is liable to be disqualified. Cellular phones, pager and other Electronic devices are not allowed during the examination. Candidates must deposit these items in the custody of the supervisory staff well before the commencement of the Examination.
3. A candidate, who reports after 30 minutes of the commencement of the Examination, shall not be permitted to take the Examination.
4. Write your Roll No./Enrollment No. neatly and correctly on the right side of Answer Book in the box shown below the caption "To be filled by the candidate".
5. Write carefully the Name of Examination, Name of the Subject, Name of Paper/Course, Date of Examination at two places viz on the right side and on the left side of the cover page of the Answer Book at the space provided for purpose.
6. Mention the same Question No. against the answer of a question as given in the Question paper.
7. **After the declaration of result**, if the result of any candidate is captioned as PMA/LO/IR/DE/, he/she should immediately bring it to the notice of the Tabulation Section of Examination Wing within 15 days positively, failing which no claim whatsoever shall be entertained.
8. If a candidate appears in the subject/paper in which He/She is not otherwise eligible, His/Her examination to that subject/paper shall stand automatically cancelled and the candidate will have no claim whatsoever.






# University of Kashmir, Srinagar

## Admit Card

UG 5TH & 6TH Semester Backlog Examination Batch-2015.

<b>Course:</b>	<b>BA</b>	<b>Roll No:</b>	<b>20564681</b>
<b>Session:</b>	<b>Bi-Ann</b>	<b>Year:</b>	<b>2020</b>
<b>Name of the Candidate:</b>	AAKIF AHMAD BHAT		
<b>Son/Daughter of:</b>	MOHAMMAD AFZAL BHAT		
<b>Centre No:</b>	1		
<b>Name of the Centre:</b>	GOVT DEGREE COLLEGE, ANANTNAG (BOYS)		
<b>Subject(s) in which to be Examined:</b>	ED05-HS05-ENG06		

Please admit the candidate (Provisionally) in the center for the subjects(s) mentioned in the statement to be held on the dates as given in the Date Sheet

**Sd/-**  
**Deputy controller of Examination**

### Important Examination and Result Guidelines:

While attempting your question paper in the examination hall, you have to strictly abide by various instructions which are printed on the cover page of each Answer Book. Some of the important guidelines are reproduced here for your benefit.

**Note: The appearance of the candidate is purely on provisional basis subject to determination of eligibility**

1. Always keep the Examination Admit Card/Roll No. Slip with you and show it the supervisory staff/inspection team on duty as and when required/demanded.
2. No candidate shall be allowed to carry inside the Examination Hall, any textual material, printed or written, bits of paper or any other material of like nature. If any candidate is found in possession of such material after commencement of examination- whether in use or not- he/she is liable to be disqualified. Cellular phones, pager and other Electronic devices are not allowed during the examination. Candidates must deposit these items in the custody of the supervisory staff well before the commencement of the Examination.
3. A candidate, who reports after 30 minutes of the commencement of the Examination, shall not be permitted to take the Examination.
4. Write your Roll No./Enrollment No. neatly and correctly on the right side of Answer Book in the box shown below the caption "To be filled by the candidate".
5. Write carefully the Name of Examination, Name of the Subject, Name of Paper/Course, Date of Examination at two places viz on the right side and on the left side of the cover page of the Answer Book at the space provided for purpose.
6. Mention the same Question No. against the answer of a question as given in the Question paper.
7. **After the declaration of result**, if the result of any candidate is captioned as PMA/LO/IR/DE/, he/she should immediately bring it to the notice of the Tabulation Section of Examination Wing within 15 days positively, failing which no claim whatsoever shall be entertained.
8. If a candidate appears in the subject/paper in which He/She is not otherwise eligible, His/Her examination to that subject/paper shall stand automatically cancelled and the candidate will have no claim whatsoever.



# University of Kashmir, Srinagar

## Admit Card

UG 5TH & 6TH Semester Backlog Examination Batch-2015.

<b>Course:</b>	<b>BA</b>	<b>Roll No:</b>	<b>20564682</b>
<b>Session:</b>	<b>Bi-Ann</b>	<b>Year:</b>	<b>2020</b>
<b>Name of the Candidate:</b>	AAMIR HUSSAIN		
<b>Son/Daughter of:</b>	MOHMAD HUSSAIN THOKER		
<b>Centre No:</b>	1		
<b>Name of the Centre:</b>	GOVT DEGREE COLLEGE, ANANTNAG (BOYS)		
<b>Subject(s) in which to be Examined:</b>	ENG05-IS05-IS06		



Please admit the candidate (Provisionally) in the center for the subjects(s) mentioned in the statement to be held on the dates as given in the Date Sheet

**Sd/-**  
**Deputy controller of Examination**

### Important Examination and Result Guidelines:

While attempting your question paper in the examination hall, you have to strictly abide by various instructions which are printed on the cover page of each Answer Book. Some of the important guidelines are reproduced here for your benefit.

**Note: The appearance of the candidate is purely on provisional basis subject to determination of eligibility**


1. Always keep the Examination Admit Card/Roll No. Slip with you and show it the supervisory staff/inspection team on duty as and when required/demanded.
2. No candidate shall be allowed to carry inside the Examination Hall, any textual material, printed or written, bits of paper or any other material of like nature. If any candidate is found in possession of such material after commencement of examination- whether in use or not- he/she is liable to be disqualified. Cellular phones, pager and other Electronic devices are not allowed during the examination. Candidates must deposit these items in the custody of the supervisory staff well before the commencement of the Examination.
3. A candidate, who reports after 30 minutes of the commencement of the Examination, shall not be permitted to take the Examination.
4. Write your Roll No./Enrollment No. neatly and correctly on the right side of Answer Book in the box shown below the caption "To be filled by the candidate".
5. Write carefully the Name of Examination, Name of the Subject, Name of Paper/Course, Date of Examination at two places viz on the right side and on the left side of the cover page of the Answer Book at the space provided for purpose.
6. Mention the same Question No. against the answer of a question as given in the Question paper.
7. **After the declaration of result**, if the result of any candidate is captioned as PMA/LO/IR/DE/, he/she should immediately bring it to the notice of the Tabulation Section of Examination Wing within 15 days positively, failing which no claim whatsoever shall be entertained.
8. If a candidate appears in the subject/paper in which He/She is not otherwise eligible, His/Her examination to that subject/paper shall stand automatically cancelled and the candidate will have no claim whatsoever.



# University of Kashmir, Srinagar

## Admit Card

UG 5TH & 6TH Semester Backlog Examination Batch-2015.

<b>Course:</b>	<b>BA</b>	<b>Roll No:</b>	<b>20564683</b>
<b>Session:</b>	<b>Bi-Ann</b>	<b>Year:</b>	<b>2020</b>
<b>Name of the Candidate:</b>	MUZAMIL AMIN		
<b>Son/Daughter of:</b>	MOHD AMIN SHAH		
<b>Centre No:</b>	1		
<b>Name of the Centre:</b>	GOVT DEGREE COLLEGE, ANANTNAG (BOYS)		
<b>Subject(s) in which to be Examined:</b>	EC05-ST05		

Please admit the candidate (Provisionally) in the center for the subjects(s) mentioned in the statement to be held on the dates as given in the Date Sheet

**Sd/-**  
**Deputy controller of Examination**

### Important Examination and Result Guidelines:

While attempting your question paper in the examination hall, you have to strictly abide by various instructions which are printed on the cover page of each Answer Book. Some of the important guidelines are reproduced here for your benefit.

**Note: The appearance of the candidate is purely on provisional basis subject to determination of eligibility**


1. Always keep the Examination Admit Card/Roll No. Slip with you and show it the supervisory staff/inspection team on duty as and when required/demanded.
2. No candidate shall be allowed to carry inside the Examination Hall, any textual material, printed or written, bits of paper or any other material of like nature. If any candidate is found in possession of such material after commencement of examination- whether in use or not- he/she is liable to be disqualified. Cellular phones, pager and other Electronic devices are not allowed during the examination. Candidates must deposit these items in the custody of the supervisory staff well before the commencement of the Examination.
3. A candidate, who reports after 30 minutes of the commencement of the Examination, shall not be permitted to take the Examination.
4. Write your Roll No./Enrollment No. neatly and correctly on the right side of Answer Book in the box shown below the caption "To be filled by the candidate".
5. Write carefully the Name of Examination, Name of the Subject, Name of Paper/Course, Date of Examination at two places viz on the right side and on the left side of the cover page of the Answer Book at the space provided for purpose.
6. Mention the same Question No. against the answer of a question as given in the Question paper.
7. **After the declaration of result**, if the result of any candidate is captioned as PMA/LO/IR/DE/, he/she should immediately bring it to the notice of the Tabulation Section of Examination Wing within 15 days positively, failing which no claim whatsoever shall be entertained.
8. If a candidate appears in the subject/paper in which He/She is not otherwise eligible, His/Her examination to that subject/paper shall stand automatically cancelled and the candidate will have no claim whatsoever.



# University of Kashmir, Srinagar

## Admit Card

UG 5TH & 6TH Semester Backlog Examination Batch-2015.

<b>Course:</b>	<b>BA</b>	<b>Roll No:</b>	<b>20564684</b>
<b>Session:</b>	<b>Bi-Ann</b>	<b>Year:</b>	<b>2020</b>
<b>Name of the Candidate:</b>	REZWANA TABASUM		
<b>Son/Daughter of:</b>	MOHD ILYAS GANI		
<b>Centre No:</b>	1		
<b>Name of the Centre:</b>	GOVT DEGREE COLLEGE, ANANTNAG (BOYS)		
<b>Subject(s) in which to be Examined:</b>	ENG05-AR05-ENG06		

Please admit the candidate (Provisionally) in the center for the subjects(s) mentioned in the statement to be held on the dates as given in the Date Sheet

**Sd/-**  
**Deputy controller of Examination**

### Important Examination and Result Guidelines:

While attempting your question paper in the examination hall, you have to strictly abide by various instructions which are printed on the cover page of each Answer Book. Some of the important guidelines are reproduced here for your benefit.

**Note: The appearance of the candidate is purely on provisional basis subject to determination of eligibility**

1. Always keep the Examination Admit Card/Roll No. Slip with you and show it the supervisory staff/inspection team on duty as and when required/demanded.
2. No candidate shall be allowed to carry inside the Examination Hall, any textual material, printed or written, bits of paper or any other material of like nature. If any candidate is found in possession of such material after commencement of examination- whether in use or not- he/she is liable to be disqualified. Cellular phones, pager and other Electronic devices are not allowed during the examination. Candidates must deposit these items in the custody of the supervisory staff well before the commencement of the Examination.
3. A candidate, who reports after 30 minutes of the commencement of the Examination, shall not be permitted to take the Examination.
4. Write your Roll No./Enrollment No. neatly and correctly on the right side of Answer Book in the box shown below the caption "To be filled by the candidate".
5. Write carefully the Name of Examination, Name of the Subject, Name of Paper/Course, Date of Examination at two places viz on the right side and on the left side of the cover page of the Answer Book at the space provided for purpose.
6. Mention the same Question No. against the answer of a question as given in the Question paper.
7. **After the declaration of result**, if the result of any candidate is captioned as PMA/LO/IR/DE/, he/she should immediately bring it to the notice of the Tabulation Section of Examination Wing within 15 days positively, failing which no claim whatsoever shall be entertained.
8. If a candidate appears in the subject/paper in which He/She is not otherwise eligible, His/Her examination to that subject/paper shall stand automatically cancelled and the candidate will have no claim whatsoever.



# University of Kashmir, Srinagar

## Admit Card

UG 5TH & 6TH Semester Backlog Examination Batch-2015.

<b>Course:</b>	<b>BA</b>	<b>Roll No:</b>	<b>20564685</b>
<b>Session:</b>	<b>Bi-Ann</b>	<b>Year:</b>	<b>2020</b>
<b>Name of the Candidate:</b>	SAHIR AHMED		
<b>Son/Daughter of:</b>	ABDUL JABBAR MIR		
<b>Centre No:</b>	1		
<b>Name of the Centre:</b>	GOVT DEGREE COLLEGE, ANANTNAG (BOYS)		
<b>Subject(s) in which to be Examined:</b>	ENG05-PS05-SO05-UR05-ENG06-PS06-SO06-UR06		



Please admit the candidate (Provisionally) in the center for the subjects(s) mentioned in the statement to be held on the dates as given in the Date Sheet

**Sd/-**  
**Deputy controller of Examination**

### Important Examination and Result Guidelines:

While attempting your question paper in the examination hall, you have to strictly abide by various instructions which are printed on the cover page of each Answer Book. Some of the important guidelines are reproduced here for your benefit.

**Note: The appearance of the candidate is purely on provisional basis subject to determination of eligibility**


1. Always keep the Examination Admit Card/Roll No. Slip with you and show it the supervisory staff/inspection team on duty as and when required/demanded.
2. No candidate shall be allowed to carry inside the Examination Hall, any textual material, printed or written, bits of paper or any other material of like nature. If any candidate is found in possession of such material after commencement of examination- whether in use or not- he/she is liable to be disqualified. Cellular phones, pager and other Electronic devices are not allowed during the examination. Candidates must deposit these items in the custody of the supervisory staff well before the commencement of the Examination.
3. A candidate, who reports after 30 minutes of the commencement of the Examination, shall not be permitted to take the Examination.
4. Write your Roll No./Enrollment No. neatly and correctly on the right side of Answer Book in the box shown below the caption "To be filled by the candidate".
5. Write carefully the Name of Examination, Name of the Subject, Name of Paper/Course, Date of Examination at two places viz on the right side and on the left side of the cover page of the Answer Book at the space provided for purpose.
6. Mention the same Question No. against the answer of a question as given in the Question paper.
7. **After the declaration of result**, if the result of any candidate is captioned as PMA/LO/IR/DE/, he/she should immediately bring it to the notice of the Tabulation Section of Examination Wing within 15 days positively, failing which no claim whatsoever shall be entertained.
8. If a candidate appears in the subject/paper in which He/She is not otherwise eligible, His/Her examination to that subject/paper shall stand automatically cancelled and the candidate will have no claim whatsoever.



# University of Kashmir, Srinagar

## Admit Card

UG 5TH & 6TH Semester Backlog Examination Batch-2015.

<b>Course:</b>	<b>BA</b>	<b>Roll No:</b>	<b>20564686</b>
<b>Session:</b>	<b>Bi-Ann</b>	<b>Year:</b>	<b>2020</b>
<b>Name of the Candidate:</b>	MANZOOR ELAHI PADDER		
<b>Son/Daughter of:</b>	GH MOHD PADDER		
<b>Centre No:</b>	1		
<b>Name of the Centre:</b>	GOVT DEGREE COLLEGE, ANANTNAG (BOYS)		
<b>Subject(s) in which to be Examined:</b>	AR05		

Please admit the candidate (Provisionally) in the center for the subjects(s) mentioned in the statement to be held on the dates as given in the Date Sheet

**Sd/-**  
**Deputy controller of Examination**

### Important Examination and Result Guidelines:

While attempting your question paper in the examination hall, you have to strictly abide by various instructions which are printed on the cover page of each Answer Book. Some of the important guidelines are reproduced here for your benefit.

**Note: The appearance of the candidate is purely on provisional basis subject to determination of eligibility**


1. Always keep the Examination Admit Card/Roll No. Slip with you and show it the supervisory staff/inspection team on duty as and when required/demanded.
2. No candidate shall be allowed to carry inside the Examination Hall, any textual material, printed or written, bits of paper or any other material of like nature. If any candidate is found in possession of such material after commencement of examination- whether in use or not- he/she is liable to be disqualified. Cellular phones, pager and other Electronic devices are not allowed during the examination. Candidates must deposit these items in the custody of the supervisory staff well before the commencement of the Examination.
3. A candidate, who reports after 30 minutes of the commencement of the Examination, shall not be permitted to take the Examination.
4. Write your Roll No./Enrollment No. neatly and correctly on the right side of Answer Book in the box shown below the caption "To be filled by the candidate".
5. Write carefully the Name of Examination, Name of the Subject, Name of Paper/Course, Date of Examination at two places viz on the right side and on the left side of the cover page of the Answer Book at the space provided for purpose.
6. Mention the same Question No. against the answer of a question as given in the Question paper.
7. **After the declaration of result**, if the result of any candidate is captioned as PMA/LO/IR/DE/, he/she should immediately bring it to the notice of the Tabulation Section of Examination Wing within 15 days positively, failing which no claim whatsoever shall be entertained.
8. If a candidate appears in the subject/paper in which He/She is not otherwise eligible, His/Her examination to that subject/paper shall stand automatically cancelled and the candidate will have no claim whatsoever.



# University of Kashmir, Srinagar

## Admit Card

UG 5TH & 6TH Semester Backlog Examination Batch-2015.

<b>Course:</b>	<b>BA</b>	<b>Roll No:</b>	<b>20564687</b>
<b>Session:</b>	Bi-Ann	<b>Year:</b>	2020
<b>Name of the Candidate:</b>	SUHAIL NISAR		
<b>Son/Daughter of:</b>	NISAR AHMAD SHEIKH		
<b>Centre No:</b>	1		
<b>Name of the Centre:</b>	GOVT DEGREE COLLEGE, ANANTNAG (BOYS)		
<b>Subject(s) in which to be Examined:</b>	ENG05		

Please admit the candidate (Provisionally) in the center for the subjects(s) mentioned in the statement to be held on the dates as given in the Date Sheet

**Sd/-**  
**Deputy controller of Examination**

### Important Examination and Result Guidelines:

While attempting your question paper in the examination hall, you have to strictly abide by various instructions which are printed on the cover page of each Answer Book. Some of the important guidelines are reproduced here for your benefit.

**Note: The appearance of the candidate is purely on provisional basis subject to determination of eligibility**


1. Always keep the Examination Admit Card/Roll No. Slip with you and show it the supervisory staff/inspection team on duty as and when required/demanded.
2. No candidate shall be allowed to carry inside the Examination Hall, any textual material, printed or written, bits of paper or any other material of like nature. If any candidate is found in possession of such material after commencement of examination- whether in use or not- he/she is liable to be disqualified. Cellular phones, pager and other Electronic devices are not allowed during the examination. Candidates must deposit these items in the custody of the supervisory staff well before the commencement of the Examination.
3. A candidate, who reports after 30 minutes of the commencement of the Examination, shall not be permitted to take the Examination.
4. Write your Roll No./Enrollment No. neatly and correctly on the right side of Answer Book in the box shown below the caption "To be filled by the candidate".
5. Write carefully the Name of Examination, Name of the Subject, Name of Paper/Course, Date of Examination at two places viz on the right side and on the left side of the cover page of the Answer Book at the space provided for purpose.
6. Mention the same Question No. against the answer of a question as given in the Question paper.
7. **After the declaration of result**, if the result of any candidate is captioned as PMA/LO/IR/DE/, he/she should immediately bring it to the notice of the Tabulation Section of Examination Wing within 15 days positively, failing which no claim whatsoever shall be entertained.
8. If a candidate appears in the subject/paper in which He/She is not otherwise eligible, His/Her examination to that subject/paper shall stand automatically cancelled and the candidate will have no claim whatsoever.



# University of Kashmir, Srinagar

## Admit Card

UG 5TH & 6TH Semester Backlog Examination Batch-2015.

<b>Course:</b>	<b>BA</b>	<b>Roll No:</b>	<b>20564688</b>
<b>Session:</b>	Bi-Ann	<b>Year:</b>	2020
<b>Name of the Candidate:</b>	ZUBAIR AHMAD BHAT		
<b>Son/Daughter of:</b>	MOHAMMAD YOUSUF BHAT		
<b>Centre No:</b>	1		
<b>Name of the Centre:</b>	GOVT DEGREE COLLEGE, ANANTNAG (BOYS)		
<b>Subject(s) in which to be Examined:</b>	ENG05-IS06		

Please admit the candidate (Provisionally) in the center for the subjects(s) mentioned in the statement to be held on the dates as given in the Date Sheet

Sd/-  
Deputy controller of Examination

### Important Examination and Result Guidelines:

While attempting your question paper in the examination hall, you have to strictly abide by various instructions which are printed on the cover page of each Answer Book. Some of the important guidelines are reproduced here for your benefit.

**Note: The appearance of the candidate is purely on provisional basis subject to determination of eligibility**

1. Always keep the Examination Admit Card/Roll No. Slip with you and show it the supervisory staff/inspection team on duty as and when required/demanded.
2. No candidate shall be allowed to carry inside the Examination Hall, any textual material, printed or written, bits of paper or any other material of like nature. If any candidate is found in possession of such material after commencement of examination- whether in use or not- he/she is liable to be disqualified. Cellular phones, pager and other Electronic devices are not allowed during the examination. Candidates must deposit these items in the custody of the supervisory staff well before the commencement of the Examination.
3. A candidate, who reports after 30 minutes of the commencement of the Examination, shall not be permitted to take the Examination.
4. Write your Roll No./Enrollment No. neatly and correctly on the right side of Answer Book in the box shown below the caption "To be filled by the candidate".
5. Write carefully the Name of Examination, Name of the Subject, Name of Paper/Course, Date of Examination at two places viz on the right side and on the left side of the cover page of the Answer Book at the space provided for purpose.
6. Mention the same Question No. against the answer of a question as given in the Question paper.
7. **After the declaration of result**, if the result of any candidate is captioned as PMA/LO/IR/DE/, he/she should immediately bring it to the notice of the Tabulation Section of Examination Wing within 15 days positively, failing which no claim whatsoever shall be entertained.
8. If a candidate appears in the subject/paper in which He/She is not otherwise eligible, His/Her examination to that subject/paper shall stand automatically cancelled and the candidate will have no claim whatsoever.





# University of Kashmir, Srinagar

## Admit Card

UG 5TH & 6TH Semester Backlog Examination Batch-2015.

<b>Course:</b>	<b>BA</b>	<b>Roll No:</b>	<b>20564689</b>
<b>Session:</b>	<b>Bi-Ann</b>	<b>Year:</b>	<b>2020</b>
<b>Name of the Candidate:</b>	JAHANGIR AHMAD KHANDAY		
<b>Son/Daughter of:</b>	MANZOOR AHMAD KHANDAY		
<b>Centre No:</b>	1		
<b>Name of the Centre:</b>	GOVT DEGREE COLLEGE, ANANTNAG (BOYS)		
<b>Subject(s) in which to be Examined:</b>	SO05		



Please admit the candidate (Provisionally) in the center for the subjects(s) mentioned in the statement to be held on the dates as given in the Date Sheet

**Sd/-**  
**Deputy controller of Examination**

### Important Examination and Result Guidelines:

While attempting your question paper in the examination hall, you have to strictly abide by various instructions which are printed on the cover page of each Answer Book. Some of the important guidelines are reproduced here for your benefit.

**Note: The appearance of the candidate is purely on provisional basis subject to determination of eligibility**

1. Always keep the Examination Admit Card/Roll No. Slip with you and show it the supervisory staff/inspection team on duty as and when required/demanded.
2. No candidate shall be allowed to carry inside the Examination Hall, any textual material, printed or written, bits of paper or any other material of like nature. If any candidate is found in possession of such material after commencement of examination- whether in use or not- he/she is liable to be disqualified. Cellular phones, pager and other Electronic devices are not allowed during the examination. Candidates must deposit these items in the custody of the supervisory staff well before the commencement of the Examination.
3. A candidate, who reports after 30 minutes of the commencement of the Examination, shall not be permitted to take the Examination.
4. Write your Roll No./Enrollment No. neatly and correctly on the right side of Answer Book in the box shown below the caption "To be filled by the candidate".
5. Write carefully the Name of Examination, Name of the Subject, Name of Paper/Course, Date of Examination at two places viz on the right side and on the left side of the cover page of the Answer Book at the space provided for purpose.
6. Mention the same Question No. against the answer of a question as given in the Question paper.
7. **After the declaration of result**, if the result of any candidate is captioned as PMA/LO/IR/DE/, he/she should immediately bring it to the notice of the Tabulation Section of Examination Wing within 15 days positively, failing which no claim whatsoever shall be entertained.
8. If a candidate appears in the subject/paper in which He/She is not otherwise eligible, His/Her examination to that subject/paper shall stand automatically cancelled and the candidate will have no claim whatsoever.



# University of Kashmir, Srinagar

## Admit Card

UG 5TH & 6TH Semester Backlog Examination Batch-2015.

<b>Course:</b>	<b>BA</b>	<b>Roll No:</b>	<b>20564690</b>
<b>Session:</b>	<b>Bi-Ann</b>	<b>Year:</b>	<b>2020</b>
<b>Name of the Candidate:</b>	AADIL NAZIR		
<b>Son/Daughter of:</b>	NAZIR AHMAD SHEIKH		
<b>Centre No:</b>	1		
<b>Name of the Centre:</b>	GOVT DEGREE COLLEGE, ANANTNAG (BOYS)		
<b>Subject(s) in which to be Examined:</b>	ENG05		



Please admit the candidate (Provisionally) in the center for the subjects(s) mentioned in the statement to be held on the dates as given in the Date Sheet

**Sd/-**  
**Deputy controller of Examination**

### Important Examination and Result Guidelines:

While attempting your question paper in the examination hall, you have to strictly abide by various instructions which are printed on the cover page of each Answer Book. Some of the important guidelines are reproduced here for your benefit.

**Note: The appearance of the candidate is purely on provisional basis subject to determination of eligibility**


1. Always keep the Examination Admit Card/Roll No. Slip with you and show it the supervisory staff/inspection team on duty as and when required/demanded.
2. No candidate shall be allowed to carry inside the Examination Hall, any textual material, printed or written, bits of paper or any other material of like nature. If any candidate is found in possession of such material after commencement of examination- whether in use or not- he/she is liable to be disqualified. Cellular phones, pager and other Electronic devices are not allowed during the examination. Candidates must deposit these items in the custody of the supervisory staff well before the commencement of the Examination.
3. A candidate, who reports after 30 minutes of the commencement of the Examination, shall not be permitted to take the Examination.
4. Write your Roll No./Enrollment No. neatly and correctly on the right side of Answer Book in the box shown below the caption "To be filled by the candidate".
5. Write carefully the Name of Examination, Name of the Subject, Name of Paper/Course, Date of Examination at two places viz on the right side and on the left side of the cover page of the Answer Book at the space provided for purpose.
6. Mention the same Question No. against the answer of a question as given in the Question paper.
7. **After the declaration of result**, if the result of any candidate is captioned as PMA/LO/IR/DE/, he/she should immediately bring it to the notice of the Tabulation Section of Examination Wing within 15 days positively, failing which no claim whatsoever shall be entertained.
8. If a candidate appears in the subject/paper in which He/She is not otherwise eligible, His/Her examination to that subject/paper shall stand automatically cancelled and the candidate will have no claim whatsoever.



# University of Kashmir, Srinagar

## Admit Card

UG 5TH & 6TH Semester Backlog Examination Batch-2015.

<b>Course:</b>	<b>BA</b>	<b>Roll No:</b>	<b>20564691</b>
<b>Session:</b>	<b>Bi-Ann</b>	<b>Year:</b>	<b>2020</b>
<b>Name of the Candidate:</b>	WASEEM MAQBOOL		
<b>Son/Daughter of:</b>	MOHD MAQBOOL BHAT		
<b>Centre No:</b>	1		
<b>Name of the Centre:</b>	GOVT DEGREE COLLEGE, ANANTNAG (BOYS)		
<b>Subject(s) in which to be Examined:</b>	IS05-SO05-IS06		

Please admit the candidate (Provisionally) in the center for the subjects(s) mentioned in the statement to be held on the dates as given in the Date Sheet

**Sd/-**  
**Deputy controller of Examination**

### Important Examination and Result Guidelines:

While attempting your question paper in the examination hall, you have to strictly abide by various instructions which are printed on the cover page of each Answer Book. Some of the important guidelines are reproduced here for your benefit.

**Note: The appearance of the candidate is purely on provisional basis subject to determination of eligibility**

1. Always keep the Examination Admit Card/Roll No. Slip with you and show it the supervisory staff/inspection team on duty as and when required/demanded.
2. No candidate shall be allowed to carry inside the Examination Hall, any textual material, printed or written, bits of paper or any other material of like nature. If any candidate is found in possession of such material after commencement of examination- whether in use or not- he/she is liable to be disqualified. Cellular phones, pager and other Electronic devices are not allowed during the examination. Candidates must deposit these items in the custody of the supervisory staff well before the commencement of the Examination.
3. A candidate, who reports after 30 minutes of the commencement of the Examination, shall not be permitted to take the Examination.
4. Write your Roll No./Enrollment No. neatly and correctly on the right side of Answer Book in the box shown below the caption "To be filled by the candidate".
5. Write carefully the Name of Examination, Name of the Subject, Name of Paper/Course, Date of Examination at two places viz on the right side and on the left side of the cover page of the Answer Book at the space provided for purpose.
6. Mention the same Question No. against the answer of a question as given in the Question paper.
7. **After the declaration of result**, if the result of any candidate is captioned as PMA/LO/IR/DE/, he/she should immediately bring it to the notice of the Tabulation Section of Examination Wing within 15 days positively, failing which no claim whatsoever shall be entertained.
8. If a candidate appears in the subject/paper in which He/She is not otherwise eligible, His/Her examination to that subject/paper shall stand automatically cancelled and the candidate will have no claim whatsoever.



# University of Kashmir, Srinagar

## Admit Card

UG 5TH & 6TH Semester Backlog Examination Batch-2015.

<b>Course:</b>	<b>BA</b>	<b>Roll No:</b>	<b>20564692</b>
<b>Session:</b>	<b>Bi-Ann</b>	<b>Year:</b>	<b>2020</b>
<b>Name of the Candidate:</b>	ASHIQ HUSSAIN SHAH		
<b>Son/Daughter of:</b>	GULL MOHAMMAD SHAH		
<b>Centre No:</b>	1		
<b>Name of the Centre:</b>	GOVT DEGREE COLLEGE, ANANTNAG (BOYS)		
<b>Subject(s) in which to be Examined:</b>	ENG05		



Please admit the candidate (Provisionally) in the center for the subjects(s) mentioned in the statement to be held on the dates as given in the Date Sheet

**Sd/-**  
**Deputy controller of Examination**

### Important Examination and Result Guidelines:

While attempting your question paper in the examination hall, you have to strictly abide by various instructions which are printed on the cover page of each Answer Book. Some of the important guidelines are reproduced here for your benefit.

**Note: The appearance of the candidate is purely on provisional basis subject to determination of eligibility**


1. Always keep the Examination Admit Card/Roll No. Slip with you and show it the supervisory staff/inspection team on duty as and when required/demanded.
2. No candidate shall be allowed to carry inside the Examination Hall, any textual material, printed or written, bits of paper or any other material of like nature. If any candidate is found in possession of such material after commencement of examination- whether in use or not- he/she is liable to be disqualified. Cellular phones, pager and other Electronic devices are not allowed during the examination. Candidates must deposit these items in the custody of the supervisory staff well before the commencement of the Examination.
3. A candidate, who reports after 30 minutes of the commencement of the Examination, shall not be permitted to take the Examination.
4. Write your Roll No./Enrollment No. neatly and correctly on the right side of Answer Book in the box shown below the caption "To be filled by the candidate".
5. Write carefully the Name of Examination, Name of the Subject, Name of Paper/Course, Date of Examination at two places viz on the right side and on the left side of the cover page of the Answer Book at the space provided for purpose.
6. Mention the same Question No. against the answer of a question as given in the Question paper.
7. **After the declaration of result**, if the result of any candidate is captioned as PMA/LO/IR/DE/, he/she should immediately bring it to the notice of the Tabulation Section of Examination Wing within 15 days positively, failing which no claim whatsoever shall be entertained.
8. If a candidate appears in the subject/paper in which He/She is not otherwise eligible, His/Her examination to that subject/paper shall stand automatically cancelled and the candidate will have no claim whatsoever.



# University of Kashmir, Srinagar

## Admit Card

UG 5TH & 6TH Semester Backlog Examination Batch-2015.

<b>Course:</b>	<b>BA</b>	<b>Roll No:</b>	<b>20564693</b>
<b>Session:</b>	<b>Bi-Ann</b>	<b>Year:</b>	<b>2020</b>
<b>Name of the Candidate:</b>	AQIF AHMAD DAR		
<b>Son/Daughter of:</b>	MOHD RAJAB DAR		
<b>Centre No:</b>	1		
<b>Name of the Centre:</b>	GOVT DEGREE COLLEGE, ANANTNAG (BOYS)		
<b>Subject(s) in which to be Examined:</b>	PS05		

Please admit the candidate (Provisionally) in the center for the subjects(s) mentioned in the statement to be held on the dates as given in the Date Sheet

Sd/-  
Deputy controller of Examination

### Important Examination and Result Guidelines:

While attempting your question paper in the examination hall, you have to strictly abide by various instructions which are printed on the cover page of each Answer Book. Some of the important guidelines are reproduced here for your benefit.

**Note: The appearance of the candidate is purely on provisional basis subject to determination of eligibility**

1. Always keep the Examination Admit Card/Roll No. Slip with you and show it the supervisory staff/inspection team on duty as and when required/demanded.
2. No candidate shall be allowed to carry inside the Examination Hall, any textual material, printed or written, bits of paper or any other material of like nature. If any candidate is found in possession of such material after commencement of examination- whether in use or not- he/she is liable to be disqualified. Cellular phones, pager and other Electronic devices are not allowed during the examination. Candidates must deposit these items in the custody of the supervisory staff well before the commencement of the Examination.
3. A candidate, who reports after 30 minutes of the commencement of the Examination, shall not be permitted to take the Examination.
4. Write your Roll No./Enrollment No. neatly and correctly on the right side of Answer Book in the box shown below the caption "To be filled by the candidate".
5. Write carefully the Name of Examination, Name of the Subject, Name of Paper/Course, Date of Examination at two places viz on the right side and on the left side of the cover page of the Answer Book at the space provided for purpose.
6. Mention the same Question No. against the answer of a question as given in the Question paper.
7. **After the declaration of result**, if the result of any candidate is captioned as PMA/LO/IR/DE/, he/she should immediately bring it to the notice of the Tabulation Section of Examination Wing within 15 days positively, failing which no claim whatsoever shall be entertained.
8. If a candidate appears in the subject/paper in which He/She is not otherwise eligible, His/Her examination to that subject/paper shall stand automatically cancelled and the candidate will have no claim whatsoever.



# University of Kashmir, Srinagar

## Admit Card

UG 5TH & 6TH Semester Backlog Examination Batch-2015.

<b>Course:</b>	<b>BA</b>	<b>Roll No:</b>	<b>20564694</b>
<b>Session:</b>	<b>Bi-Ann</b>	<b>Year:</b>	<b>2020</b>
<b>Name of the Candidate:</b>	MOHD ASHFAQ PHADAR		
<b>Son/Daughter of:</b>	FIRODUS AHMED PHADAR		
<b>Centre No:</b>	1		
<b>Name of the Centre:</b>	GOVT DEGREE COLLEGE, ANANTNAG (BOYS)		
<b>Subject(s) in which to be Examined:</b>	AR05-AR06		



Please admit the candidate (Provisionally) in the center for the subjects(s) mentioned in the statement to be held on the dates as given in the Date Sheet

**Sd/-**  
**Deputy controller of Examination**

### Important Examination and Result Guidelines:

While attempting your question paper in the examination hall, you have to strictly abide by various instructions which are printed on the cover page of each Answer Book. Some of the important guidelines are reproduced here for your benefit.

**Note: The appearance of the candidate is purely on provisional basis subject to determination of eligibility**

1. Always keep the Examination Admit Card/Roll No. Slip with you and show it the supervisory staff/inspection team on duty as and when required/demanded.
2. No candidate shall be allowed to carry inside the Examination Hall, any textual material, printed or written, bits of paper or any other material of like nature. If any candidate is found in possession of such material after commencement of examination- whether in use or not- he/she is liable to be disqualified. Cellular phones, pager and other Electronic devices are not allowed during the examination. Candidates must deposit these items in the custody of the supervisory staff well before the commencement of the Examination.
3. A candidate, who reports after 30 minutes of the commencement of the Examination, shall not be permitted to take the Examination.
4. Write your Roll No./Enrollment No. neatly and correctly on the right side of Answer Book in the box shown below the caption "To be filled by the candidate".
5. Write carefully the Name of Examination, Name of the Subject, Name of Paper/Course, Date of Examination at two places viz on the right side and on the left side of the cover page of the Answer Book at the space provided for purpose.
6. Mention the same Question No. against the answer of a question as given in the Question paper.
7. **After the declaration of result**, if the result of any candidate is captioned as PMA/LO/IR/DE/, he/she should immediately bring it to the notice of the Tabulation Section of Examination Wing within 15 days positively, failing which no claim whatsoever shall be entertained.
8. If a candidate appears in the subject/paper in which He/She is not otherwise eligible, His/Her examination to that subject/paper shall stand automatically cancelled and the candidate will have no claim whatsoever.



# University of Kashmir, Srinagar

## Admit Card

UG 5TH & 6TH Semester Backlog Examination Batch-2015.

<b>Course:</b>	<b>BA</b>	<b>Roll No:</b>	<b>20564695</b>
<b>Session:</b>	<b>Bi-Ann</b>	<b>Year:</b>	<b>2020</b>
<b>Name of the Candidate:</b>	MASHKOOR AHMAD RATHER		
<b>Son/Daughter of:</b>	GH AHMAD RATHER		
<b>Centre No:</b>	1		
<b>Name of the Centre:</b>	GOVT DEGREE COLLEGE, ANANTNAG (BOYS)		
<b>Subject(s) in which to be Examined:</b>	ENG05		



Please admit the candidate (Provisionally) in the center for the subjects(s) mentioned in the statement to be held on the dates as given in the Date Sheet

**Sd/-**  
**Deputy controller of Examination**

### Important Examination and Result Guidelines:

While attempting your question paper in the examination hall, you have to strictly abide by various instructions which are printed on the cover page of each Answer Book. Some of the important guidelines are reproduced here for your benefit.

**Note: The appearance of the candidate is purely on provisional basis subject to determination of eligibility**

1. Always keep the Examination Admit Card/Roll No. Slip with you and show it the supervisory staff/inspection team on duty as and when required/demanded.
2. No candidate shall be allowed to carry inside the Examination Hall, any textual material, printed or written, bits of paper or any other material of like nature. If any candidate is found in possession of such material after commencement of examination- whether in use or not- he/she is liable to be disqualified. Cellular phones, pager and other Electronic devices are not allowed during the examination. Candidates must deposit these items in the custody of the supervisory staff well before the commencement of the Examination.
3. A candidate, who reports after 30 minutes of the commencement of the Examination, shall not be permitted to take the Examination.
4. Write your Roll No./Enrollment No. neatly and correctly on the right side of Answer Book in the box shown below the caption "To be filled by the candidate".
5. Write carefully the Name of Examination, Name of the Subject, Name of Paper/Course, Date of Examination at two places viz on the right side and on the left side of the cover page of the Answer Book at the space provided for purpose.
6. Mention the same Question No. against the answer of a question as given in the Question paper.
7. **After the declaration of result**, if the result of any candidate is captioned as PMA/LO/IR/DE/, he/she should immediately bring it to the notice of the Tabulation Section of Examination Wing within 15 days positively, failing which no claim whatsoever shall be entertained.
8. If a candidate appears in the subject/paper in which He/She is not otherwise eligible, His/Her examination to that subject/paper shall stand automatically cancelled and the candidate will have no claim whatsoever.



# University of Kashmir, Srinagar

## Admit Card

UG 5TH & 6TH Semester Backlog Examination Batch-2015.

<b>Course:</b>	<b>BA</b>	<b>Roll No:</b>	<b>20564696</b>
<b>Session:</b>	<b>Bi-Ann</b>	<b>Year:</b>	<b>2020</b>
<b>Name of the Candidate:</b>	SAJAD HUSSAIN		
<b>Son/Daughter of:</b>	AB SALAM ITOO		
<b>Centre No:</b>	1		
<b>Name of the Centre:</b>	GOVT DEGREE COLLEGE, ANANTNAG (BOYS)		
<b>Subject(s) in which to be Examined:</b>	ENG05		



Please admit the candidate (Provisionally) in the center for the subjects(s) mentioned in the statement to be held on the dates as given in the Date Sheet

**Sd/-**  
**Deputy controller of Examination**

### Important Examination and Result Guidelines:

While attempting your question paper in the examination hall, you have to strictly abide by various instructions which are printed on the cover page of each Answer Book. Some of the important guidelines are reproduced here for your benefit.

**Note: The appearance of the candidate is purely on provisional basis subject to determination of eligibility**

1. Always keep the Examination Admit Card/Roll No. Slip with you and show it the supervisory staff/inspection team on duty as and when required/demanded.
2. No candidate shall be allowed to carry inside the Examination Hall, any textual material, printed or written, bits of paper or any other material of like nature. If any candidate is found in possession of such material after commencement of examination- whether in use or not- he/she is liable to be disqualified. Cellular phones, pager and other Electronic devices are not allowed during the examination. Candidates must deposit these items in the custody of the supervisory staff well before the commencement of the Examination.
3. A candidate, who reports after 30 minutes of the commencement of the Examination, shall not be permitted to take the Examination.
4. Write your Roll No./Enrollment No. neatly and correctly on the right side of Answer Book in the box shown below the caption "To be filled by the candidate".
5. Write carefully the Name of Examination, Name of the Subject, Name of Paper/Course, Date of Examination at two places viz on the right side and on the left side of the cover page of the Answer Book at the space provided for purpose.
6. Mention the same Question No. against the answer of a question as given in the Question paper.
7. **After the declaration of result**, if the result of any candidate is captioned as PMA/LO/IR/DE/, he/she should immediately bring it to the notice of the Tabulation Section of Examination Wing within 15 days positively, failing which no claim whatsoever shall be entertained.
8. If a candidate appears in the subject/paper in which He/She is not otherwise eligible, His/Her examination to that subject/paper shall stand automatically cancelled and the candidate will have no claim whatsoever.






# University of Kashmir, Srinagar

## Admit Card

UG 5TH & 6TH Semester Backlog Examination Batch-2015.

<b>Course:</b>	<b>BA</b>	<b>Roll No:</b>	<b>20564697</b>
<b>Session:</b>	<b>Bi-Ann</b>	<b>Year:</b>	<b>2020</b>
<b>Name of the Candidate:</b>	SHAHID HUSSAIN		
<b>Son/Daughter of:</b>	ABDUL GAFFAR NAIK		
<b>Centre No:</b>	1		
<b>Name of the Centre:</b>	GOVT DEGREE COLLEGE, ANANTNAG (BOYS)		
<b>Subject(s) in which to be Examined:</b>	ENG05-AR05-ENG06-ED06		

Please admit the candidate (Provisionally) in the center for the subjects(s) mentioned in the statement to be held on the dates as given in the Date Sheet

**Sd/-**  
**Deputy controller of Examination**

### Important Examination and Result Guidelines:

While attempting your question paper in the examination hall, you have to strictly abide by various instructions which are printed on the cover page of each Answer Book. Some of the important guidelines are reproduced here for your benefit.

**Note: The appearance of the candidate is purely on provisional basis subject to determination of eligibility**


1. Always keep the Examination Admit Card/Roll No. Slip with you and show it the supervisory staff/inspection team on duty as and when required/demanded.
2. No candidate shall be allowed to carry inside the Examination Hall, any textual material, printed or written, bits of paper or any other material of like nature. If any candidate is found in possession of such material after commencement of examination- whether in use or not- he/she is liable to be disqualified. Cellular phones, pager and other Electronic devices are not allowed during the examination. Candidates must deposit these items in the custody of the supervisory staff well before the commencement of the Examination.
3. A candidate, who reports after 30 minutes of the commencement of the Examination, shall not be permitted to take the Examination.
4. Write your Roll No./Enrollment No. neatly and correctly on the right side of Answer Book in the box shown below the caption "To be filled by the candidate".
5. Write carefully the Name of Examination, Name of the Subject, Name of Paper/Course, Date of Examination at two places viz on the right side and on the left side of the cover page of the Answer Book at the space provided for purpose.
6. Mention the same Question No. against the answer of a question as given in the Question paper.
7. **After the declaration of result**, if the result of any candidate is captioned as PMA/LO/IR/DE/, he/she should immediately bring it to the notice of the Tabulation Section of Examination Wing within 15 days positively, failing which no claim whatsoever shall be entertained.
8. If a candidate appears in the subject/paper in which He/She is not otherwise eligible, His/Her examination to that subject/paper shall stand automatically cancelled and the candidate will have no claim whatsoever.



# University of Kashmir, Srinagar

## Admit Card

UG 5TH & 6TH Semester Backlog Examination Batch-2015.

<b>Course:</b>	<b>BA</b>	<b>Roll No:</b>	<b>20564698</b>
<b>Session:</b>	<b>Bi-Ann</b>	<b>Year:</b>	<b>2020</b>
<b>Name of the Candidate:</b>	SHAKIR HUSSAIN BHAT		
<b>Son/Daughter of:</b>	MOHD SULTAN BHAT		
<b>Centre No:</b>	1		
<b>Name of the Centre:</b>	GOVT DEGREE COLLEGE, ANANTNAG (BOYS)		
<b>Subject(s) in which to be Examined:</b>	CA05		

Please admit the candidate (Provisionally) in the center for the subjects(s) mentioned in the statement to be held on the dates as given in the Date Sheet

**Sd/-**  
**Deputy controller of Examination**

### Important Examination and Result Guidelines:

While attempting your question paper in the examination hall, you have to strictly abide by various instructions which are printed on the cover page of each Answer Book. Some of the important guidelines are reproduced here for your benefit.

**Note: The appearance of the candidate is purely on provisional basis subject to determination of eligibility**


1. Always keep the Examination Admit Card/Roll No. Slip with you and show it the supervisory staff/inspection team on duty as and when required/demanded.
2. No candidate shall be allowed to carry inside the Examination Hall, any textual material, printed or written, bits of paper or any other material of like nature. If any candidate is found in possession of such material after commencement of examination- whether in use or not- he/she is liable to be disqualified. Cellular phones, pager and other Electronic devices are not allowed during the examination. Candidates must deposit these items in the custody of the supervisory staff well before the commencement of the Examination.
3. A candidate, who reports after 30 minutes of the commencement of the Examination, shall not be permitted to take the Examination.
4. Write your Roll No./Enrollment No. neatly and correctly on the right side of Answer Book in the box shown below the caption "To be filled by the candidate".
5. Write carefully the Name of Examination, Name of the Subject, Name of Paper/Course, Date of Examination at two places viz on the right side and on the left side of the cover page of the Answer Book at the space provided for purpose.
6. Mention the same Question No. against the answer of a question as given in the Question paper.
7. **After the declaration of result**, if the result of any candidate is captioned as PMA/LO/IR/DE/, he/she should immediately bring it to the notice of the Tabulation Section of Examination Wing within 15 days positively, failing which no claim whatsoever shall be entertained.
8. If a candidate appears in the subject/paper in which He/She is not otherwise eligible, His/Her examination to that subject/paper shall stand automatically cancelled and the candidate will have no claim whatsoever.



# University of Kashmir, Srinagar

## Admit Card

UG 5TH & 6TH Semester Backlog Examination Batch-2015.

<b>Course:</b>	<b>BA</b>	<b>Roll No:</b>	<b>20564699</b>
<b>Session:</b>	<b>Bi-Ann</b>	<b>Year:</b>	<b>2020</b>
<b>Name of the Candidate:</b>	MAJID AYOUB		
<b>Son/Daughter of:</b>	MOHMMAD AYOUB DAR		
<b>Centre No:</b>	1		
<b>Name of the Centre:</b>	GOVT DEGREE COLLEGE, ANANTNAG (BOYS)		
<b>Subject(s) in which to be Examined:</b>	ENG05		

Please admit the candidate (Provisionally) in the center for the subjects(s) mentioned in the statement to be held on the dates as given in the Date Sheet

**Sd/-**  
**Deputy controller of Examination**

### Important Examination and Result Guidelines:

While attempting your question paper in the examination hall, you have to strictly abide by various instructions which are printed on the cover page of each Answer Book. Some of the important guidelines are reproduced here for your benefit.

**Note: The appearance of the candidate is purely on provisional basis subject to determination of eligibility**


1. Always keep the Examination Admit Card/Roll No. Slip with you and show it the supervisory staff/inspection team on duty as and when required/demanded.
2. No candidate shall be allowed to carry inside the Examination Hall, any textual material, printed or written, bits of paper or any other material of like nature. If any candidate is found in possession of such material after commencement of examination- whether in use or not- he/she is liable to be disqualified. Cellular phones, pager and other Electronic devices are not allowed during the examination. Candidates must deposit these items in the custody of the supervisory staff well before the commencement of the Examination.
3. A candidate, who reports after 30 minutes of the commencement of the Examination, shall not be permitted to take the Examination.
4. Write your Roll No./Enrollment No. neatly and correctly on the right side of Answer Book in the box shown below the caption "To be filled by the candidate".
5. Write carefully the Name of Examination, Name of the Subject, Name of Paper/Course, Date of Examination at two places viz on the right side and on the left side of the cover page of the Answer Book at the space provided for purpose.
6. Mention the same Question No. against the answer of a question as given in the Question paper.
7. **After the declaration of result**, if the result of any candidate is captioned as PMA/LO/IR/DE/, he/she should immediately bring it to the notice of the Tabulation Section of Examination Wing within 15 days positively, failing which no claim whatsoever shall be entertained.
8. If a candidate appears in the subject/paper in which He/She is not otherwise eligible, His/Her examination to that subject/paper shall stand automatically cancelled and the candidate will have no claim whatsoever.



# University of Kashmir, Srinagar

## Admit Card

UG 5TH & 6TH Semester Backlog Examination Batch-2015.

<b>Course:</b>	<b>BA</b>	<b>Roll No:</b>	<b>20564700</b>
<b>Session:</b>	Bi-Ann	<b>Year:</b>	2020
<b>Name of the Candidate:</b>	YAWER AHMAD WANI		
<b>Son/Daughter of:</b>	SONAULLAH WANI		
<b>Centre No:</b>	1		
<b>Name of the Centre:</b>	GOVT DEGREE COLLEGE, ANANTNAG (BOYS)		
<b>Subject(s) in which to be Examined:</b>	GG05-GG06		

Please admit the candidate (Provisionally) in the center for the subjects(s) mentioned in the statement to be held on the dates as given in the Date Sheet

Sd/-  
Deputy controller of Examination

### Important Examination and Result Guidelines:

While attempting your question paper in the examination hall, you have to strictly abide by various instructions which are printed on the cover page of each Answer Book. Some of the important guidelines are reproduced here for your benefit.

**Note: The appearance of the candidate is purely on provisional basis subject to determination of eligibility**


1. Always keep the Examination Admit Card/Roll No. Slip with you and show it the supervisory staff/inspection team on duty as and when required/demanded.
2. No candidate shall be allowed to carry inside the Examination Hall, any textual material, printed or written, bits of paper or any other material of like nature. If any candidate is found in possession of such material after commencement of examination- whether in use or not- he/she is liable to be disqualified. Cellular phones, pager and other Electronic devices are not allowed during the examination. Candidates must deposit these items in the custody of the supervisory staff well before the commencement of the Examination.
3. A candidate, who reports after 30 minutes of the commencement of the Examination, shall not be permitted to take the Examination.
4. Write your Roll No./Enrollment No. neatly and correctly on the right side of Answer Book in the box shown below the caption "To be filled by the candidate".
5. Write carefully the Name of Examination, Name of the Subject, Name of Paper/Course, Date of Examination at two places viz on the right side and on the left side of the cover page of the Answer Book at the space provided for purpose.
6. Mention the same Question No. against the answer of a question as given in the Question paper.
7. **After the declaration of result**, if the result of any candidate is captioned as PMA/LO/IR/DE/, he/she should immediately bring it to the notice of the Tabulation Section of Examination Wing within 15 days positively, failing which no claim whatsoever shall be entertained.
8. If a candidate appears in the subject/paper in which He/She is not otherwise eligible, His/Her examination to that subject/paper shall stand automatically cancelled and the candidate will have no claim whatsoever.



# University of Kashmir, Srinagar

## Admit Card

UG 5TH & 6TH Semester Backlog Examination Batch-2015.

<b>Course:</b>	<b>BA</b>	<b>Roll No:</b>	<b>20564701</b>
<b>Session:</b>	<b>Bi-Ann</b>	<b>Year:</b>	<b>2020</b>
<b>Name of the Candidate:</b>	SHAKEEL AHMAD TANTRAY		
<b>Son/Daughter of:</b>	ABDUL MAJEED TANTRAY		
<b>Centre No:</b>	1		
<b>Name of the Centre:</b>	GOVT DEGREE COLLEGE, ANANTNAG (BOYS)		
<b>Subject(s) in which to be Examined:</b>	ENG05		

Please admit the candidate (Provisionally) in the center for the subjects(s) mentioned in the statement to be held on the dates as given in the Date Sheet

**Sd/-**  
**Deputy controller of Examination**

### Important Examination and Result Guidelines:

While attempting your question paper in the examination hall, you have to strictly abide by various instructions which are printed on the cover page of each Answer Book. Some of the important guidelines are reproduced here for your benefit.

**Note: The appearance of the candidate is purely on provisional basis subject to determination of eligibility**

1. Always keep the Examination Admit Card/Roll No. Slip with you and show it the supervisory staff/inspection team on duty as and when required/demanded.
2. No candidate shall be allowed to carry inside the Examination Hall, any textual material, printed or written, bits of paper or any other material of like nature. If any candidate is found in possession of such material after commencement of examination- whether in use or not- he/she is liable to be disqualified. Cellular phones, pager and other Electronic devices are not allowed during the examination. Candidates must deposit these items in the custody of the supervisory staff well before the commencement of the Examination.
3. A candidate, who reports after 30 minutes of the commencement of the Examination, shall not be permitted to take the Examination.
4. Write your Roll No./Enrollment No. neatly and correctly on the right side of Answer Book in the box shown below the caption "To be filled by the candidate".
5. Write carefully the Name of Examination, Name of the Subject, Name of Paper/Course, Date of Examination at two places viz on the right side and on the left side of the cover page of the Answer Book at the space provided for purpose.
6. Mention the same Question No. against the answer of a question as given in the Question paper.
7. **After the declaration of result**, if the result of any candidate is captioned as PMA/LO/IR/DE/, he/she should immediately bring it to the notice of the Tabulation Section of Examination Wing within 15 days positively, failing which no claim whatsoever shall be entertained.
8. If a candidate appears in the subject/paper in which He/She is not otherwise eligible, His/Her examination to that subject/paper shall stand automatically cancelled and the candidate will have no claim whatsoever.



# University of Kashmir, Srinagar

## Admit Card

UG 5TH & 6TH Semester Backlog Examination Batch-2015.

<b>Course:</b>	<b>BA</b>	<b>Roll No:</b>	<b>20564702</b>
<b>Session:</b>	<b>Bi-Ann</b>	<b>Year:</b>	<b>2020</b>
<b>Name of the Candidate:</b>	TAHIR AHMAD DAR		
<b>Son/Daughter of:</b>	GHULAM RASOOL DAR		
<b>Centre No:</b>	1		
<b>Name of the Centre:</b>	GOVT DEGREE COLLEGE, ANANTNAG (BOYS)		
<b>Subject(s) in which to be Examined:</b>	ENG05		



Please admit the candidate (Provisionally) in the center for the subjects(s) mentioned in the statement to be held on the dates as given in the Date Sheet

**Sd/-**  
**Deputy controller of Examination**

### Important Examination and Result Guidelines:

While attempting your question paper in the examination hall, you have to strictly abide by various instructions which are printed on the cover page of each Answer Book. Some of the important guidelines are reproduced here for your benefit.

**Note: The appearance of the candidate is purely on provisional basis subject to determination of eligibility**

1. Always keep the Examination Admit Card/Roll No. Slip with you and show it the supervisory staff/inspection team on duty as and when required/demanded.
2. No candidate shall be allowed to carry inside the Examination Hall, any textual material, printed or written, bits of paper or any other material of like nature. If any candidate is found in possession of such material after commencement of examination- whether in use or not- he/she is liable to be disqualified. Cellular phones, pager and other Electronic devices are not allowed during the examination. Candidates must deposit these items in the custody of the supervisory staff well before the commencement of the Examination.
3. A candidate, who reports after 30 minutes of the commencement of the Examination, shall not be permitted to take the Examination.
4. Write your Roll No./Enrollment No. neatly and correctly on the right side of Answer Book in the box shown below the caption "To be filled by the candidate".
5. Write carefully the Name of Examination, Name of the Subject, Name of Paper/Course, Date of Examination at two places viz on the right side and on the left side of the cover page of the Answer Book at the space provided for purpose.
6. Mention the same Question No. against the answer of a question as given in the Question paper.
7. **After the declaration of result**, if the result of any candidate is captioned as PMA/LO/IR/DE/, he/she should immediately bring it to the notice of the Tabulation Section of Examination Wing within 15 days positively, failing which no claim whatsoever shall be entertained.
8. If a candidate appears in the subject/paper in which He/She is not otherwise eligible, His/Her examination to that subject/paper shall stand automatically cancelled and the candidate will have no claim whatsoever.



# University of Kashmir, Srinagar

## Admit Card

UG 5TH & 6TH Semester Backlog Examination Batch-2015.

<b>Course:</b>	<b>BA</b>	<b>Roll No:</b>	<b>20564703</b>
<b>Session:</b>	<b>Bi-Ann</b>	<b>Year:</b>	<b>2020</b>
<b>Name of the Candidate:</b>	ASAF SAJJAD RUNYAL		
<b>Son/Daughter of:</b>	ABDUL AZIZ RUNYAL		
<b>Centre No:</b>	1		
<b>Name of the Centre:</b>	GOVT DEGREE COLLEGE, ANANTNAG (BOYS)		
<b>Subject(s) in which to be Examined:</b>	ENG05		



Please admit the candidate (Provisionally) in the center for the subjects(s) mentioned in the statement to be held on the dates as given in the Date Sheet

**Sd/-**  
**Deputy controller of Examination**

### Important Examination and Result Guidelines:

While attempting your question paper in the examination hall, you have to strictly abide by various instructions which are printed on the cover page of each Answer Book. Some of the important guidelines are reproduced here for your benefit.

**Note: The appearance of the candidate is purely on provisional basis subject to determination of eligibility**

1. Always keep the Examination Admit Card/Roll No. Slip with you and show it the supervisory staff/inspection team on duty as and when required/demanded.
2. No candidate shall be allowed to carry inside the Examination Hall, any textual material, printed or written, bits of paper or any other material of like nature. If any candidate is found in possession of such material after commencement of examination- whether in use or not- he/she is liable to be disqualified. Cellular phones, pager and other Electronic devices are not allowed during the examination. Candidates must deposit these items in the custody of the supervisory staff well before the commencement of the Examination.
3. A candidate, who reports after 30 minutes of the commencement of the Examination, shall not be permitted to take the Examination.
4. Write your Roll No./Enrollment No. neatly and correctly on the right side of Answer Book in the box shown below the caption "To be filled by the candidate".
5. Write carefully the Name of Examination, Name of the Subject, Name of Paper/Course, Date of Examination at two places viz on the right side and on the left side of the cover page of the Answer Book at the space provided for purpose.
6. Mention the same Question No. against the answer of a question as given in the Question paper.
7. **After the declaration of result**, if the result of any candidate is captioned as PMA/LO/IR/DE/, he/she should immediately bring it to the notice of the Tabulation Section of Examination Wing within 15 days positively, failing which no claim whatsoever shall be entertained.
8. If a candidate appears in the subject/paper in which He/She is not otherwise eligible, His/Her examination to that subject/paper shall stand automatically cancelled and the candidate will have no claim whatsoever.



# University of Kashmir, Srinagar

## Admit Card

UG 5TH & 6TH Semester Backlog Examination Batch-2015.

<b>Course:</b>	<b>BA</b>	<b>Roll No:</b>	<b>20564704</b>
<b>Session:</b>	<b>Bi-Ann</b>	<b>Year:</b>	<b>2020</b>
<b>Name of the Candidate:</b>	MUDASIR AHMAD WAGAY		
<b>Son/Daughter of:</b>	AB RAHMAN WAGAY		
<b>Centre No:</b>	1		
<b>Name of the Centre:</b>	GOVT DEGREE COLLEGE, ANANTNAG (BOYS)		
<b>Subject(s) in which to be Examined:</b>	SO05		



Please admit the candidate (Provisionally) in the center for the subjects(s) mentioned in the statement to be held on the dates as given in the Date Sheet

**Sd/-**  
**Deputy controller of Examination**

### Important Examination and Result Guidelines:

While attempting your question paper in the examination hall, you have to strictly abide by various instructions which are printed on the cover page of each Answer Book. Some of the important guidelines are reproduced here for your benefit.

**Note: The appearance of the candidate is purely on provisional basis subject to determination of eligibility**

1. Always keep the Examination Admit Card/Roll No. Slip with you and show it the supervisory staff/inspection team on duty as and when required/demanded.
2. No candidate shall be allowed to carry inside the Examination Hall, any textual material, printed or written, bits of paper or any other material of like nature. If any candidate is found in possession of such material after commencement of examination- whether in use or not- he/she is liable to be disqualified. Cellular phones, pager and other Electronic devices are not allowed during the examination. Candidates must deposit these items in the custody of the supervisory staff well before the commencement of the Examination.
3. A candidate, who reports after 30 minutes of the commencement of the Examination, shall not be permitted to take the Examination.
4. Write your Roll No./Enrollment No. neatly and correctly on the right side of Answer Book in the box shown below the caption "To be filled by the candidate".
5. Write carefully the Name of Examination, Name of the Subject, Name of Paper/Course, Date of Examination at two places viz on the right side and on the left side of the cover page of the Answer Book at the space provided for purpose.
6. Mention the same Question No. against the answer of a question as given in the Question paper.
7. **After the declaration of result**, if the result of any candidate is captioned as PMA/LO/IR/DE/, he/she should immediately bring it to the notice of the Tabulation Section of Examination Wing within 15 days positively, failing which no claim whatsoever shall be entertained.
8. If a candidate appears in the subject/paper in which He/She is not otherwise eligible, His/Her examination to that subject/paper shall stand automatically cancelled and the candidate will have no claim whatsoever.






# University of Kashmir, Srinagar

## Admit Card

UG 5TH & 6TH Semester Backlog Examination Batch-2015.

<b>Course:</b>	<b>BA</b>	<b>Roll No:</b>	<b>20564705</b>
<b>Session:</b>	<b>Bi-Ann</b>	<b>Year:</b>	<b>2020</b>
<b>Name of the Candidate:</b>	DAWOOD AHMAD BHAT		
<b>Son/Daughter of:</b>	GHULAM U DIN BHAT		
<b>Centre No:</b>	1		
<b>Name of the Centre:</b>	GOVT DEGREE COLLEGE, ANANTNAG (BOYS)		
<b>Subject(s) in which to be Examined:</b>	HS05		

Please admit the candidate (Provisionally) in the center for the subjects(s) mentioned in the statement to be held on the dates as given in the Date Sheet

**Sd/-**  
**Deputy controller of Examination**

### Important Examination and Result Guidelines:

While attempting your question paper in the examination hall, you have to strictly abide by various instructions which are printed on the cover page of each Answer Book. Some of the important guidelines are reproduced here for your benefit.

**Note: The appearance of the candidate is purely on provisional basis subject to determination of eligibility**

1. Always keep the Examination Admit Card/Roll No. Slip with you and show it the supervisory staff/inspection team on duty as and when required/demanded.
2. No candidate shall be allowed to carry inside the Examination Hall, any textual material, printed or written, bits of paper or any other material of like nature. If any candidate is found in possession of such material after commencement of examination- whether in use or not- he/she is liable to be disqualified. Cellular phones, pager and other Electronic devices are not allowed during the examination. Candidates must deposit these items in the custody of the supervisory staff well before the commencement of the Examination.
3. A candidate, who reports after 30 minutes of the commencement of the Examination, shall not be permitted to take the Examination.
4. Write your Roll No./Enrollment No. neatly and correctly on the right side of Answer Book in the box shown below the caption "To be filled by the candidate".
5. Write carefully the Name of Examination, Name of the Subject, Name of Paper/Course, Date of Examination at two places viz on the right side and on the left side of the cover page of the Answer Book at the space provided for purpose.
6. Mention the same Question No. against the answer of a question as given in the Question paper.
7. **After the declaration of result**, if the result of any candidate is captioned as PMA/LO/IR/DE/, he/she should immediately bring it to the notice of the Tabulation Section of Examination Wing within 15 days positively, failing which no claim whatsoever shall be entertained.
8. If a candidate appears in the subject/paper in which He/She is not otherwise eligible, His/Her examination to that subject/paper shall stand automatically cancelled and the candidate will have no claim whatsoever.



# University of Kashmir, Srinagar

## Admit Card

UG 5TH & 6TH Semester Backlog Examination Batch-2015.

<b>Course:</b>	<b>BA</b>	<b>Roll No:</b>	<b>20564706</b>
<b>Session:</b>	<b>Bi-Ann</b>	<b>Year:</b>	<b>2020</b>
<b>Name of the Candidate:</b>	MOHD SHAMOON		
<b>Son/Daughter of:</b>	MOHD RAFIQ NAIK		
<b>Centre No:</b>	1		
<b>Name of the Centre:</b>	GOVT DEGREE COLLEGE, ANANTNAG (BOYS)		
<b>Subject(s) in which to be Examined:</b>	ENG05-AR05-ENG06-AR06		



Please admit the candidate (Provisionally) in the center for the subjects(s) mentioned in the statement to be held on the dates as given in the Date Sheet

**Sd/-**  
**Deputy controller of Examination**

### Important Examination and Result Guidelines:

While attempting your question paper in the examination hall, you have to strictly abide by various instructions which are printed on the cover page of each Answer Book. Some of the important guidelines are reproduced here for your benefit.

**Note: The appearance of the candidate is purely on provisional basis subject to determination of eligibility**


1. Always keep the Examination Admit Card/Roll No. Slip with you and show it the supervisory staff/inspection team on duty as and when required/demanded.
2. No candidate shall be allowed to carry inside the Examination Hall, any textual material, printed or written, bits of paper or any other material of like nature. If any candidate is found in possession of such material after commencement of examination- whether in use or not- he/she is liable to be disqualified. Cellular phones, pager and other Electronic devices are not allowed during the examination. Candidates must deposit these items in the custody of the supervisory staff well before the commencement of the Examination.
3. A candidate, who reports after 30 minutes of the commencement of the Examination, shall not be permitted to take the Examination.
4. Write your Roll No./Enrollment No. neatly and correctly on the right side of Answer Book in the box shown below the caption "To be filled by the candidate".
5. Write carefully the Name of Examination, Name of the Subject, Name of Paper/Course, Date of Examination at two places viz on the right side and on the left side of the cover page of the Answer Book at the space provided for purpose.
6. Mention the same Question No. against the answer of a question as given in the Question paper.
7. **After the declaration of result**, if the result of any candidate is captioned as PMA/LO/IR/DE/, he/she should immediately bring it to the notice of the Tabulation Section of Examination Wing within 15 days positively, failing which no claim whatsoever shall be entertained.
8. If a candidate appears in the subject/paper in which He/She is not otherwise eligible, His/Her examination to that subject/paper shall stand automatically cancelled and the candidate will have no claim whatsoever.



# University of Kashmir, Srinagar

## Admit Card

UG 5TH & 6TH Semester Backlog Examination Batch-2015.

<b>Course:</b>	<b>BA</b>	<b>Roll No:</b>	<b>20564707</b>
<b>Session:</b>	Bi-Ann	<b>Year:</b>	2020
<b>Name of the Candidate:</b>	OMKAR SINGH		
<b>Son/Daughter of:</b>	SOHAN SINGH		
<b>Centre No:</b>	1		
<b>Name of the Centre:</b>	GOVT DEGREE COLLEGE, ANANTNAG (BOYS)		
<b>Subject(s) in which to be Examined:</b>	ENG05-ED06		

Please admit the candidate (Provisionally) in the center for the subjects(s) mentioned in the statement to be held on the dates as given in the Date Sheet

**Sd/-**  
**Deputy controller of Examination**

### Important Examination and Result Guidelines:

While attempting your question paper in the examination hall, you have to strictly abide by various instructions which are printed on the cover page of each Answer Book. Some of the important guidelines are reproduced here for your benefit.

**Note: The appearance of the candidate is purely on provisional basis subject to determination of eligibility**

1. Always keep the Examination Admit Card/Roll No. Slip with you and show it the supervisory staff/inspection team on duty as and when required/demanded.
2. No candidate shall be allowed to carry inside the Examination Hall, any textual material, printed or written, bits of paper or any other material of like nature. If any candidate is found in possession of such material after commencement of examination- whether in use or not- he/she is liable to be disqualified. Cellular phones, pager and other Electronic devices are not allowed during the examination. Candidates must deposit these items in the custody of the supervisory staff well before the commencement of the Examination.
3. A candidate, who reports after 30 minutes of the commencement of the Examination, shall not be permitted to take the Examination.
4. Write your Roll No./Enrollment No. neatly and correctly on the right side of Answer Book in the box shown below the caption "To be filled by the candidate".
5. Write carefully the Name of Examination, Name of the Subject, Name of Paper/Course, Date of Examination at two places viz on the right side and on the left side of the cover page of the Answer Book at the space provided for purpose.
6. Mention the same Question No. against the answer of a question as given in the Question paper.
7. **After the declaration of result**, if the result of any candidate is captioned as PMA/LO/IR/DE/, he/she should immediately bring it to the notice of the Tabulation Section of Examination Wing within 15 days positively, failing which no claim whatsoever shall be entertained.
8. If a candidate appears in the subject/paper in which He/She is not otherwise eligible, His/Her examination to that subject/paper shall stand automatically cancelled and the candidate will have no claim whatsoever.



# University of Kashmir, Srinagar

## Admit Card

UG 5TH & 6TH Semester Backlog Examination Batch-2015.

<b>Course:</b>	<b>BA</b>	<b>Roll No:</b>	<b>20564708</b>
<b>Session:</b>	<b>Bi-Ann</b>	<b>Year:</b>	<b>2020</b>
<b>Name of the Candidate:</b>	ZAHOOOR UL HAQ CHUND		
<b>Son/Daughter of:</b>	ALI MOHD CHUND		
<b>Centre No:</b>	1		
<b>Name of the Centre:</b>	GOVT DEGREE COLLEGE, ANANTNAG (BOYS)		
<b>Subject(s) in which to be Examined:</b>	AR05		



Please admit the candidate (Provisionally) in the center for the subjects(s) mentioned in the statement to be held on the dates as given in the Date Sheet

**Sd/-**  
**Deputy controller of Examination**

### Important Examination and Result Guidelines:

While attempting your question paper in the examination hall, you have to strictly abide by various instructions which are printed on the cover page of each Answer Book. Some of the important guidelines are reproduced here for your benefit.

**Note: The appearance of the candidate is purely on provisional basis subject to determination of eligibility**

1. Always keep the Examination Admit Card/Roll No. Slip with you and show it the supervisory staff/inspection team on duty as and when required/demanded.
2. No candidate shall be allowed to carry inside the Examination Hall, any textual material, printed or written, bits of paper or any other material of like nature. If any candidate is found in possession of such material after commencement of examination- whether in use or not- he/she is liable to be disqualified. Cellular phones, pager and other Electronic devices are not allowed during the examination. Candidates must deposit these items in the custody of the supervisory staff well before the commencement of the Examination.
3. A candidate, who reports after 30 minutes of the commencement of the Examination, shall not be permitted to take the Examination.
4. Write your Roll No./Enrollment No. neatly and correctly on the right side of Answer Book in the box shown below the caption "To be filled by the candidate".
5. Write carefully the Name of Examination, Name of the Subject, Name of Paper/Course, Date of Examination at two places viz on the right side and on the left side of the cover page of the Answer Book at the space provided for purpose.
6. Mention the same Question No. against the answer of a question as given in the Question paper.
7. **After the declaration of result**, if the result of any candidate is captioned as PMA/LO/IR/DE/, he/she should immediately bring it to the notice of the Tabulation Section of Examination Wing within 15 days positively, failing which no claim whatsoever shall be entertained.
8. If a candidate appears in the subject/paper in which He/She is not otherwise eligible, His/Her examination to that subject/paper shall stand automatically cancelled and the candidate will have no claim whatsoever.



# University of Kashmir, Srinagar

## Admit Card

UG 5TH & 6TH Semester Backlog Examination Batch-2015.

<b>Course:</b>	<b>BA</b>	<b>Roll No:</b>	<b>20564709</b>
<b>Session:</b>	<b>Bi-Ann</b>	<b>Year:</b>	<b>2020</b>
<b>Name of the Candidate:</b>	RAOUF GULZAR		
<b>Son/Daughter of:</b>	GULZAR AHMAD SHEIKH		
<b>Centre No:</b>	1		
<b>Name of the Centre:</b>	GOVT DEGREE COLLEGE, ANANTNAG (BOYS)		
<b>Subject(s) in which to be Examined:</b>	ENG05-SO05		



Please admit the candidate (Provisionally) in the center for the subjects(s) mentioned in the statement to be held on the dates as given in the Date Sheet

**Sd/-**  
**Deputy controller of Examination**

### Important Examination and Result Guidelines:

While attempting your question paper in the examination hall, you have to strictly abide by various instructions which are printed on the cover page of each Answer Book. Some of the important guidelines are reproduced here for your benefit.

**Note: The appearance of the candidate is purely on provisional basis subject to determination of eligibility**


1. Always keep the Examination Admit Card/Roll No. Slip with you and show it the supervisory staff/inspection team on duty as and when required/demanded.
2. No candidate shall be allowed to carry inside the Examination Hall, any textual material, printed or written, bits of paper or any other material of like nature. If any candidate is found in possession of such material after commencement of examination- whether in use or not- he/she is liable to be disqualified. Cellular phones, pager and other Electronic devices are not allowed during the examination. Candidates must deposit these items in the custody of the supervisory staff well before the commencement of the Examination.
3. A candidate, who reports after 30 minutes of the commencement of the Examination, shall not be permitted to take the Examination.
4. Write your Roll No./Enrollment No. neatly and correctly on the right side of Answer Book in the box shown below the caption "To be filled by the candidate".
5. Write carefully the Name of Examination, Name of the Subject, Name of Paper/Course, Date of Examination at two places viz on the right side and on the left side of the cover page of the Answer Book at the space provided for purpose.
6. Mention the same Question No. against the answer of a question as given in the Question paper.
7. **After the declaration of result**, if the result of any candidate is captioned as PMA/LO/IR/DE/, he/she should immediately bring it to the notice of the Tabulation Section of Examination Wing within 15 days positively, failing which no claim whatsoever shall be entertained.
8. If a candidate appears in the subject/paper in which He/She is not otherwise eligible, His/Her examination to that subject/paper shall stand automatically cancelled and the candidate will have no claim whatsoever.



# University of Kashmir, Srinagar

## Admit Card

UG 5TH & 6TH Semester Backlog Examination Batch-2015.

<b>Course:</b>	<b>BA</b>	<b>Roll No:</b>	<b>20564710</b>
<b>Session:</b>	Bi-Ann	<b>Year:</b>	2020
<b>Name of the Candidate:</b>	ADIL HUSSAIN PADDER		
<b>Son/Daughter of:</b>	GH MOHAMMAD PADDER		
<b>Centre No:</b>	1		
<b>Name of the Centre:</b>	GOVT DEGREE COLLEGE, ANANTNAG (BOYS)		
<b>Subject(s) in which to be Examined:</b>	ED05		

Please admit the candidate (Provisionally) in the center for the subjects(s) mentioned in the statement to be held on the dates as given in the Date Sheet

Sd/-  
Deputy controller of Examination

### Important Examination and Result Guidelines:

While attempting your question paper in the examination hall, you have to strictly abide by various instructions which are printed on the cover page of each Answer Book. Some of the important guidelines are reproduced here for your benefit.

**Note: The appearance of the candidate is purely on provisional basis subject to determination of eligibility**


1. Always keep the Examination Admit Card/Roll No. Slip with you and show it the supervisory staff/inspection team on duty as and when required/demanded.
2. No candidate shall be allowed to carry inside the Examination Hall, any textual material, printed or written, bits of paper or any other material of like nature. If any candidate is found in possession of such material after commencement of examination- whether in use or not- he/she is liable to be disqualified. Cellular phones, pager and other Electronic devices are not allowed during the examination. Candidates must deposit these items in the custody of the supervisory staff well before the commencement of the Examination.
3. A candidate, who reports after 30 minutes of the commencement of the Examination, shall not be permitted to take the Examination.
4. Write your Roll No./Enrollment No. neatly and correctly on the right side of Answer Book in the box shown below the caption "To be filled by the candidate".
5. Write carefully the Name of Examination, Name of the Subject, Name of Paper/Course, Date of Examination at two places viz on the right side and on the left side of the cover page of the Answer Book at the space provided for purpose.
6. Mention the same Question No. against the answer of a question as given in the Question paper.
7. **After the declaration of result**, if the result of any candidate is captioned as PMA/LO/IR/DE/, he/she should immediately bring it to the notice of the Tabulation Section of Examination Wing within 15 days positively, failing which no claim whatsoever shall be entertained.
8. If a candidate appears in the subject/paper in which He/She is not otherwise eligible, His/Her examination to that subject/paper shall stand automatically cancelled and the candidate will have no claim whatsoever.



# University of Kashmir, Srinagar

## Admit Card

UG 5TH & 6TH Semester Backlog Examination Batch-2015.

<b>Course:</b>	<b>BA</b>	<b>Roll No:</b>	<b>20564711</b>
<b>Session:</b>	<b>Bi-Ann</b>	<b>Year:</b>	<b>2020</b>
<b>Name of the Candidate:</b>	ZAHIDA BANOO MANHAS		
<b>Son/Daughter of:</b>	AB QAYOOM MANHAS		
<b>Centre No:</b>	1		
<b>Name of the Centre:</b>	GOVT DEGREE COLLEGE, ANANTNAG (BOYS)		
<b>Subject(s) in which to be Examined:</b>	ENG05-ED06		

Please admit the candidate (Provisionally) in the center for the subjects(s) mentioned in the statement to be held on the dates as given in the Date Sheet

**Sd/-**  
**Deputy controller of Examination**

### Important Examination and Result Guidelines:

While attempting your question paper in the examination hall, you have to strictly abide by various instructions which are printed on the cover page of each Answer Book. Some of the important guidelines are reproduced here for your benefit.

**Note: The appearance of the candidate is purely on provisional basis subject to determination of eligibility**


1. Always keep the Examination Admit Card/Roll No. Slip with you and show it the supervisory staff/inspection team on duty as and when required/demanded.
2. No candidate shall be allowed to carry inside the Examination Hall, any textual material, printed or written, bits of paper or any other material of like nature. If any candidate is found in possession of such material after commencement of examination- whether in use or not- he/she is liable to be disqualified. Cellular phones, pager and other Electronic devices are not allowed during the examination. Candidates must deposit these items in the custody of the supervisory staff well before the commencement of the Examination.
3. A candidate, who reports after 30 minutes of the commencement of the Examination, shall not be permitted to take the Examination.
4. Write your Roll No./Enrollment No. neatly and correctly on the right side of Answer Book in the box shown below the caption "To be filled by the candidate".
5. Write carefully the Name of Examination, Name of the Subject, Name of Paper/Course, Date of Examination at two places viz on the right side and on the left side of the cover page of the Answer Book at the space provided for purpose.
6. Mention the same Question No. against the answer of a question as given in the Question paper.
7. **After the declaration of result**, if the result of any candidate is captioned as PMA/LO/IR/DE/, he/she should immediately bring it to the notice of the Tabulation Section of Examination Wing within 15 days positively, failing which no claim whatsoever shall be entertained.
8. If a candidate appears in the subject/paper in which He/She is not otherwise eligible, His/Her examination to that subject/paper shall stand automatically cancelled and the candidate will have no claim whatsoever.



# University of Kashmir, Srinagar

## Admit Card

UG 5TH & 6TH Semester Backlog Examination Batch-2015.

<b>Course:</b>	<b>BA</b>	<b>Roll No:</b>	<b>20564712</b>
<b>Session:</b>	<b>Bi-Ann</b>	<b>Year:</b>	<b>2020</b>
<b>Name of the Candidate:</b>	SUHAIL HAMEED LONE		
<b>Son/Daughter of:</b>	AB HAMEED LONE		
<b>Centre No:</b>	1		
<b>Name of the Centre:</b>	GOVT DEGREE COLLEGE, ANANTNAG (BOYS)		
<b>Subject(s) in which to be Examined:</b>	ENG05-ED06		

Please admit the candidate (Provisionally) in the center for the subjects(s) mentioned in the statement to be held on the dates as given in the Date Sheet

**Sd/-**  
**Deputy controller of Examination**

### Important Examination and Result Guidelines:

While attempting your question paper in the examination hall, you have to strictly abide by various instructions which are printed on the cover page of each Answer Book. Some of the important guidelines are reproduced here for your benefit.

**Note: The appearance of the candidate is purely on provisional basis subject to determination of eligibility**

1. Always keep the Examination Admit Card/Roll No. Slip with you and show it the supervisory staff/inspection team on duty as and when required/demanded.
2. No candidate shall be allowed to carry inside the Examination Hall, any textual material, printed or written, bits of paper or any other material of like nature. If any candidate is found in possession of such material after commencement of examination- whether in use or not- he/she is liable to be disqualified. Cellular phones, pager and other Electronic devices are not allowed during the examination. Candidates must deposit these items in the custody of the supervisory staff well before the commencement of the Examination.
3. A candidate, who reports after 30 minutes of the commencement of the Examination, shall not be permitted to take the Examination.
4. Write your Roll No./Enrollment No. neatly and correctly on the right side of Answer Book in the box shown below the caption "To be filled by the candidate".
5. Write carefully the Name of Examination, Name of the Subject, Name of Paper/Course, Date of Examination at two places viz on the right side and on the left side of the cover page of the Answer Book at the space provided for purpose.
6. Mention the same Question No. against the answer of a question as given in the Question paper.
7. **After the declaration of result**, if the result of any candidate is captioned as PMA/LO/IR/DE/, he/she should immediately bring it to the notice of the Tabulation Section of Examination Wing within 15 days positively, failing which no claim whatsoever shall be entertained.
8. If a candidate appears in the subject/paper in which He/She is not otherwise eligible, His/Her examination to that subject/paper shall stand automatically cancelled and the candidate will have no claim whatsoever.






# University of Kashmir, Srinagar

## Admit Card

UG 5TH & 6TH Semester Backlog Examination Batch-2015.

<b>Course:</b>	<b>BA</b>	<b>Roll No:</b>	<b>20564713</b>
<b>Session:</b>	<b>Bi-Ann</b>	<b>Year:</b>	<b>2020</b>
<b>Name of the Candidate:</b>	REYAZ AHMAD BHAT		
<b>Son/Daughter of:</b>	SONA ULLAH BHAT		
<b>Centre No:</b>	1		
<b>Name of the Centre:</b>	GOVT DEGREE COLLEGE, ANANTNAG (BOYS)		
<b>Subject(s) in which to be Examined:</b>	ENG05-ED06-IS06		

Please admit the candidate (Provisionally) in the center for the subjects(s) mentioned in the statement to be held on the dates as given in the Date Sheet

**Sd/-**  
**Deputy controller of Examination**

### Important Examination and Result Guidelines:

While attempting your question paper in the examination hall, you have to strictly abide by various instructions which are printed on the cover page of each Answer Book. Some of the important guidelines are reproduced here for your benefit.

**Note: The appearance of the candidate is purely on provisional basis subject to determination of eligibility**


1. Always keep the Examination Admit Card/Roll No. Slip with you and show it the supervisory staff/inspection team on duty as and when required/demanded.
2. No candidate shall be allowed to carry inside the Examination Hall, any textual material, printed or written, bits of paper or any other material of like nature. If any candidate is found in possession of such material after commencement of examination- whether in use or not- he/she is liable to be disqualified. Cellular phones, pager and other Electronic devices are not allowed during the examination. Candidates must deposit these items in the custody of the supervisory staff well before the commencement of the Examination.
3. A candidate, who reports after 30 minutes of the commencement of the Examination, shall not be permitted to take the Examination.
4. Write your Roll No./Enrollment No. neatly and correctly on the right side of Answer Book in the box shown below the caption "To be filled by the candidate".
5. Write carefully the Name of Examination, Name of the Subject, Name of Paper/Course, Date of Examination at two places viz on the right side and on the left side of the cover page of the Answer Book at the space provided for purpose.
6. Mention the same Question No. against the answer of a question as given in the Question paper.
7. **After the declaration of result**, if the result of any candidate is captioned as PMA/LO/IR/DE/, he/she should immediately bring it to the notice of the Tabulation Section of Examination Wing within 15 days positively, failing which no claim whatsoever shall be entertained.
8. If a candidate appears in the subject/paper in which He/She is not otherwise eligible, His/Her examination to that subject/paper shall stand automatically cancelled and the candidate will have no claim whatsoever.



# University of Kashmir, Srinagar

## Admit Card

UG 5TH & 6TH Semester Backlog Examination Batch-2015.

<b>Course:</b>	<b>BA</b>	<b>Roll No:</b>	<b>20564714</b>
<b>Session:</b>	<b>Bi-Ann</b>	<b>Year:</b>	<b>2020</b>
<b>Name of the Candidate:</b>	OVAIS MOHIUDDIN MIR		
<b>Son/Daughter of:</b>	GH MOHIUDDIN MIR		
<b>Centre No:</b>	1		
<b>Name of the Centre:</b>	GOVT DEGREE COLLEGE, ANANTNAG (BOYS)		
<b>Subject(s) in which to be Examined:</b>	CA05		

Please admit the candidate (Provisionally) in the center for the subjects(s) mentioned in the statement to be held on the dates as given in the Date Sheet

Sd/-  
Deputy controller of Examination

### Important Examination and Result Guidelines:

While attempting your question paper in the examination hall, you have to strictly abide by various instructions which are printed on the cover page of each Answer Book. Some of the important guidelines are reproduced here for your benefit.

**Note: The appearance of the candidate is purely on provisional basis subject to determination of eligibility**


1. Always keep the Examination Admit Card/Roll No. Slip with you and show it the supervisory staff/inspection team on duty as and when required/demanded.
2. No candidate shall be allowed to carry inside the Examination Hall, any textual material, printed or written, bits of paper or any other material of like nature. If any candidate is found in possession of such material after commencement of examination- whether in use or not- he/she is liable to be disqualified. Cellular phones, pager and other Electronic devices are not allowed during the examination. Candidates must deposit these items in the custody of the supervisory staff well before the commencement of the Examination.
3. A candidate, who reports after 30 minutes of the commencement of the Examination, shall not be permitted to take the Examination.
4. Write your Roll No./Enrollment No. neatly and correctly on the right side of Answer Book in the box shown below the caption "To be filled by the candidate".
5. Write carefully the Name of Examination, Name of the Subject, Name of Paper/Course, Date of Examination at two places viz on the right side and on the left side of the cover page of the Answer Book at the space provided for purpose.
6. Mention the same Question No. against the answer of a question as given in the Question paper.
7. **After the declaration of result**, if the result of any candidate is captioned as PMA/LO/IR/DE/, he/she should immediately bring it to the notice of the Tabulation Section of Examination Wing within 15 days positively, failing which no claim whatsoever shall be entertained.
8. If a candidate appears in the subject/paper in which He/She is not otherwise eligible, His/Her examination to that subject/paper shall stand automatically cancelled and the candidate will have no claim whatsoever.



# University of Kashmir, Srinagar

## Admit Card

UG 5TH & 6TH Semester Backlog Examination Batch-2015.

<b>Course:</b>	<b>BA</b>	<b>Roll No:</b>	<b>20564715</b>
<b>Session:</b>	<b>Bi-Ann</b>	<b>Year:</b>	<b>2020</b>
<b>Name of the Candidate:</b>	<b>PARGAT SINGH</b>		
<b>Son/Daughter of:</b>	<b>S DEEDAR SINGH</b>		
<b>Centre No:</b>	<b>1</b>		
<b>Name of the Centre:</b>	<b>GOVT DEGREE COLLEGE, ANANTNAG (BOYS)</b>		
<b>Subject(s) in which to be Examined:</b>	<b>SO05</b>		

Please admit the candidate (Provisionally) in the center for the subjects(s) mentioned in the statement to be held on the dates as given in the Date Sheet

**Sd/-**  
**Deputy controller of Examination**

### Important Examination and Result Guidelines:

While attempting your question paper in the examination hall, you have to strictly abide by various instructions which are printed on the cover page of each Answer Book. Some of the important guidelines are reproduced here for your benefit.

**Note: The appearance of the candidate is purely on provisional basis subject to determination of eligibility**


1. Always keep the Examination Admit Card/Roll No. Slip with you and show it the supervisory staff/inspection team on duty as and when required/demanded.
2. No candidate shall be allowed to carry inside the Examination Hall, any textual material, printed or written, bits of paper or any other material of like nature. If any candidate is found in possession of such material after commencement of examination- whether in use or not- he/she is liable to be disqualified. Cellular phones, pager and other Electronic devices are not allowed during the examination. Candidates must deposit these items in the custody of the supervisory staff well before the commencement of the Examination.
3. A candidate, who reports after 30 minutes of the commencement of the Examination, shall not be permitted to take the Examination.
4. Write your Roll No./Enrollment No. neatly and correctly on the right side of Answer Book in the box shown below the caption "To be filled by the candidate".
5. Write carefully the Name of Examination, Name of the Subject, Name of Paper/Course, Date of Examination at two places viz on the right side and on the left side of the cover page of the Answer Book at the space provided for purpose.
6. Mention the same Question No. against the answer of a question as given in the Question paper.
7. **After the declaration of result**, if the result of any candidate is captioned as PMA/LO/IR/DE/, he/she should immediately bring it to the notice of the Tabulation Section of Examination Wing within 15 days positively, failing which no claim whatsoever shall be entertained.
8. If a candidate appears in the subject/paper in which He/She is not otherwise eligible, His/Her examination to that subject/paper shall stand automatically cancelled and the candidate will have no claim whatsoever.



# University of Kashmir, Srinagar

## Admit Card

UG 5TH & 6TH Semester Backlog Examination Batch-2015.

<b>Course:</b>	<b>BA</b>	<b>Roll No:</b>	<b>20564716</b>
<b>Session:</b>	<b>Bi-Ann</b>	<b>Year:</b>	<b>2020</b>
<b>Name of the Candidate:</b>	ZAKIR HUSSAIN SHERGOJREY		
<b>Son/Daughter of:</b>	BASHIR AHMAD SHERGOJREY		
<b>Centre No:</b>	<b>1</b>	 <b>12 / 06 / 2015</b>	
<b>Name of the Centre:</b>	GOVT DEGREE COLLEGE, ANANTNAG (BOYS)		
<b>Subject(s) in which to be Examined:</b>	CA05		

Please admit the candidate (Provisionally) in the center for the subjects(s) mentioned in the statement to be held on the dates as given in the Date Sheet

**Sd/-**  
**Deputy controller of Examination**

### Important Examination and Result Guidelines:

While attempting your question paper in the examination hall, you have to strictly abide by various instructions which are printed on the cover page of each Answer Book. Some of the important guidelines are reproduced here for your benefit.

**Note: The appearance of the candidate is purely on provisional basis subject to determination of eligibility**

1. Always keep the Examination Admit Card/Roll No. Slip with you and show it the supervisory staff/inspection team on duty as and when required/demanded.
2. No candidate shall be allowed to carry inside the Examination Hall, any textual material, printed or written, bits of paper or any other material of like nature. If any candidate is found in possession of such material after commencement of examination- whether in use or not- he/she is liable to be disqualified. Cellular phones, pager and other Electronic devices are not allowed during the examination. Candidates must deposit these items in the custody of the supervisory staff well before the commencement of the Examination.
3. A candidate, who reports after 30 minutes of the commencement of the Examination, shall not be permitted to take the Examination.
4. Write your Roll No./Enrollment No. neatly and correctly on the right side of Answer Book in the box shown below the caption "To be filled by the candidate".
5. Write carefully the Name of Examination, Name of the Subject, Name of Paper/Course, Date of Examination at two places viz on the right side and on the left side of the cover page of the Answer Book at the space provided for purpose.
6. Mention the same Question No. against the answer of a question as given in the Question paper.
7. **After the declaration of result**, if the result of any candidate is captioned as PMA/LO/IR/DE/, he/she should immediately bring it to the notice of the Tabulation Section of Examination Wing within 15 days positively, failing which no claim whatsoever shall be entertained.
8. If a candidate appears in the subject/paper in which He/She is not otherwise eligible, His/Her examination to that subject/paper shall stand automatically cancelled and the candidate will have no claim whatsoever.



# University of Kashmir, Srinagar

## Admit Card

UG 5TH & 6TH Semester Backlog Examination Batch-2015.

<b>Course:</b>	<b>BA</b>	<b>Roll No:</b>	<b>20564717</b>
<b>Session:</b>	<b>Bi-Ann</b>	<b>Year:</b>	<b>2020</b>
<b>Name of the Candidate:</b>	ZAFFAR BASHIR		
<b>Son/Daughter of:</b>	BASHIR AHMAD WANI		
<b>Centre No:</b>	1		
<b>Name of the Centre:</b>	GOVT DEGREE COLLEGE, ANANTNAG (BOYS)		
<b>Subject(s) in which to be Examined:</b>	CA05		



Please admit the candidate (Provisionally) in the center for the subjects(s) mentioned in the statement to be held on the dates as given in the Date Sheet

**Sd/-**  
**Deputy controller of Examination**

### Important Examination and Result Guidelines:

While attempting your question paper in the examination hall, you have to strictly abide by various instructions which are printed on the cover page of each Answer Book. Some of the important guidelines are reproduced here for your benefit.

**Note: The appearance of the candidate is purely on provisional basis subject to determination of eligibility**


1. Always keep the Examination Admit Card/Roll No. Slip with you and show it the supervisory staff/inspection team on duty as and when required/demanded.
2. No candidate shall be allowed to carry inside the Examination Hall, any textual material, printed or written, bits of paper or any other material of like nature. If any candidate is found in possession of such material after commencement of examination- whether in use or not- he/she is liable to be disqualified. Cellular phones, pager and other Electronic devices are not allowed during the examination. Candidates must deposit these items in the custody of the supervisory staff well before the commencement of the Examination.
3. A candidate, who reports after 30 minutes of the commencement of the Examination, shall not be permitted to take the Examination.
4. Write your Roll No./Enrollment No. neatly and correctly on the right side of Answer Book in the box shown below the caption "To be filled by the candidate".
5. Write carefully the Name of Examination, Name of the Subject, Name of Paper/Course, Date of Examination at two places viz on the right side and on the left side of the cover page of the Answer Book at the space provided for purpose.
6. Mention the same Question No. against the answer of a question as given in the Question paper.
7. **After the declaration of result**, if the result of any candidate is captioned as PMA/LO/IR/DE/, he/she should immediately bring it to the notice of the Tabulation Section of Examination Wing within 15 days positively, failing which no claim whatsoever shall be entertained.
8. If a candidate appears in the subject/paper in which He/She is not otherwise eligible, His/Her examination to that subject/paper shall stand automatically cancelled and the candidate will have no claim whatsoever.



# University of Kashmir, Srinagar

## Admit Card

UG 5TH & 6TH Semester Backlog Examination Batch-2015.

<b>Course:</b>	<b>BA</b>	<b>Roll No:</b>	<b>20564718</b>
<b>Session:</b>	<b>Bi-Ann</b>	<b>Year:</b>	<b>2020</b>
<b>Name of the Candidate:</b>	JAVAID AHMAD MIR		
<b>Son/Daughter of:</b>	GH MOHD MIR		
<b>Centre No:</b>	1		
<b>Name of the Centre:</b>	GOVT DEGREE COLLEGE, ANANTNAG (BOYS)		
<b>Subject(s) in which to be Examined:</b>	ENG05		

Please admit the candidate (Provisionally) in the center for the subjects(s) mentioned in the statement to be held on the dates as given in the Date Sheet

**Sd/-**  
**Deputy controller of Examination**

### Important Examination and Result Guidelines:

While attempting your question paper in the examination hall, you have to strictly abide by various instructions which are printed on the cover page of each Answer Book. Some of the important guidelines are reproduced here for your benefit.

**Note: The appearance of the candidate is purely on provisional basis subject to determination of eligibility**

1. Always keep the Examination Admit Card/Roll No. Slip with you and show it the supervisory staff/inspection team on duty as and when required/demanded.
2. No candidate shall be allowed to carry inside the Examination Hall, any textual material, printed or written, bits of paper or any other material of like nature. If any candidate is found in possession of such material after commencement of examination- whether in use or not- he/she is liable to be disqualified. Cellular phones, pager and other Electronic devices are not allowed during the examination. Candidates must deposit these items in the custody of the supervisory staff well before the commencement of the Examination.
3. A candidate, who reports after 30 minutes of the commencement of the Examination, shall not be permitted to take the Examination.
4. Write your Roll No./Enrollment No. neatly and correctly on the right side of Answer Book in the box shown below the caption "To be filled by the candidate".
5. Write carefully the Name of Examination, Name of the Subject, Name of Paper/Course, Date of Examination at two places viz on the right side and on the left side of the cover page of the Answer Book at the space provided for purpose.
6. Mention the same Question No. against the answer of a question as given in the Question paper.
7. **After the declaration of result**, if the result of any candidate is captioned as PMA/LO/IR/DE/, he/she should immediately bring it to the notice of the Tabulation Section of Examination Wing within 15 days positively, failing which no claim whatsoever shall be entertained.
8. If a candidate appears in the subject/paper in which He/She is not otherwise eligible, His/Her examination to that subject/paper shall stand automatically cancelled and the candidate will have no claim whatsoever.



# University of Kashmir, Srinagar

## Admit Card

UG 5TH & 6TH Semester Backlog Examination Batch-2015.

<b>Course:</b>	<b>BA</b>	<b>Roll No:</b>	<b>20564719</b>
<b>Session:</b>	<b>Bi-Ann</b>	<b>Year:</b>	<b>2020</b>
<b>Name of the Candidate:</b>	MOHD BASITH GANI		
<b>Son/Daughter of:</b>	ABDUL LATIEF GANI		
<b>Centre No:</b>	1		
<b>Name of the Centre:</b>	GOVT DEGREE COLLEGE, ANANTNAG (BOYS)		
<b>Subject(s) in which to be Examined:</b>	ENG05		



Please admit the candidate (Provisionally) in the center for the subjects(s) mentioned in the statement to be held on the dates as given in the Date Sheet

**Sd/-**  
**Deputy controller of Examination**

### Important Examination and Result Guidelines:

While attempting your question paper in the examination hall, you have to strictly abide by various instructions which are printed on the cover page of each Answer Book. Some of the important guidelines are reproduced here for your benefit.

**Note: The appearance of the candidate is purely on provisional basis subject to determination of eligibility**

1. Always keep the Examination Admit Card/Roll No. Slip with you and show it the supervisory staff/inspection team on duty as and when required/demanded.
2. No candidate shall be allowed to carry inside the Examination Hall, any textual material, printed or written, bits of paper or any other material of like nature. If any candidate is found in possession of such material after commencement of examination- whether in use or not- he/she is liable to be disqualified. Cellular phones, pager and other Electronic devices are not allowed during the examination. Candidates must deposit these items in the custody of the supervisory staff well before the commencement of the Examination.
3. A candidate, who reports after 30 minutes of the commencement of the Examination, shall not be permitted to take the Examination.
4. Write your Roll No./Enrollment No. neatly and correctly on the right side of Answer Book in the box shown below the caption "To be filled by the candidate".
5. Write carefully the Name of Examination, Name of the Subject, Name of Paper/Course, Date of Examination at two places viz on the right side and on the left side of the cover page of the Answer Book at the space provided for purpose.
6. Mention the same Question No. against the answer of a question as given in the Question paper.
7. **After the declaration of result**, if the result of any candidate is captioned as PMA/LO/IR/DE/, he/she should immediately bring it to the notice of the Tabulation Section of Examination Wing within 15 days positively, failing which no claim whatsoever shall be entertained.
8. If a candidate appears in the subject/paper in which He/She is not otherwise eligible, His/Her examination to that subject/paper shall stand automatically cancelled and the candidate will have no claim whatsoever.



# University of Kashmir, Srinagar

## Admit Card

UG 5TH & 6TH Semester Backlog Examination Batch-2015.

<b>Course:</b>	<b>BA</b>	<b>Roll No:</b>	<b>20564720</b>
<b>Session:</b>	<b>Bi-Ann</b>	<b>Year:</b>	<b>2020</b>
<b>Name of the Candidate:</b>	GULAM JEELANI SOFI		
<b>Son/Daughter of:</b>	GH MOHD SOFI		
<b>Centre No:</b>	1		
<b>Name of the Centre:</b>	GOVT DEGREE COLLEGE, ANANTNAG (BOYS)		
<b>Subject(s) in which to be Examined:</b>	ENG05-GG06		



Please admit the candidate (Provisionally) in the center for the subjects(s) mentioned in the statement to be held on the dates as given in the Date Sheet

**Sd/-**  
**Deputy controller of Examination**

### Important Examination and Result Guidelines:

While attempting your question paper in the examination hall, you have to strictly abide by various instructions which are printed on the cover page of each Answer Book. Some of the important guidelines are reproduced here for your benefit.

**Note: The appearance of the candidate is purely on provisional basis subject to determination of eligibility**

1. Always keep the Examination Admit Card/Roll No. Slip with you and show it the supervisory staff/inspection team on duty as and when required/demanded.
2. No candidate shall be allowed to carry inside the Examination Hall, any textual material, printed or written, bits of paper or any other material of like nature. If any candidate is found in possession of such material after commencement of examination- whether in use or not- he/she is liable to be disqualified. Cellular phones, pager and other Electronic devices are not allowed during the examination. Candidates must deposit these items in the custody of the supervisory staff well before the commencement of the Examination.
3. A candidate, who reports after 30 minutes of the commencement of the Examination, shall not be permitted to take the Examination.
4. Write your Roll No./Enrollment No. neatly and correctly on the right side of Answer Book in the box shown below the caption "To be filled by the candidate".
5. Write carefully the Name of Examination, Name of the Subject, Name of Paper/Course, Date of Examination at two places viz on the right side and on the left side of the cover page of the Answer Book at the space provided for purpose.
6. Mention the same Question No. against the answer of a question as given in the Question paper.
7. **After the declaration of result**, if the result of any candidate is captioned as PMA/LO/IR/DE/, he/she should immediately bring it to the notice of the Tabulation Section of Examination Wing within 15 days positively, failing which no claim whatsoever shall be entertained.
8. If a candidate appears in the subject/paper in which He/She is not otherwise eligible, His/Her examination to that subject/paper shall stand automatically cancelled and the candidate will have no claim whatsoever.






# University of Kashmir, Srinagar

## Admit Card

UG 5TH & 6TH Semester Backlog Examination Batch-2015.

<b>Course:</b>	<b>BA</b>	<b>Roll No:</b>	<b>20564721</b>
<b>Session:</b>	<b>Bi-Ann</b>	<b>Year:</b>	<b>2020</b>
<b>Name of the Candidate:</b>	AB RASHID AWAN		
<b>Son/Daughter of:</b>	AB MAJEED AWAN		
<b>Centre No:</b>	1		
<b>Name of the Centre:</b>	GOVT DEGREE COLLEGE, ANANTNAG (BOYS)		
<b>Subject(s) in which to be Examined:</b>	ENG05-ENG06		

Please admit the candidate (Provisionally) in the center for the subjects(s) mentioned in the statement to be held on the dates as given in the Date Sheet

**Sd/-**  
**Deputy controller of Examination**

### Important Examination and Result Guidelines:

While attempting your question paper in the examination hall, you have to strictly abide by various instructions which are printed on the cover page of each Answer Book. Some of the important guidelines are reproduced here for your benefit.

**Note: The appearance of the candidate is purely on provisional basis subject to determination of eligibility**


1. Always keep the Examination Admit Card/Roll No. Slip with you and show it the supervisory staff/inspection team on duty as and when required/demanded.
2. No candidate shall be allowed to carry inside the Examination Hall, any textual material, printed or written, bits of paper or any other material of like nature. If any candidate is found in possession of such material after commencement of examination- whether in use or not- he/she is liable to be disqualified. Cellular phones, pager and other Electronic devices are not allowed during the examination. Candidates must deposit these items in the custody of the supervisory staff well before the commencement of the Examination.
3. A candidate, who reports after 30 minutes of the commencement of the Examination, shall not be permitted to take the Examination.
4. Write your Roll No./Enrollment No. neatly and correctly on the right side of Answer Book in the box shown below the caption "To be filled by the candidate".
5. Write carefully the Name of Examination, Name of the Subject, Name of Paper/Course, Date of Examination at two places viz on the right side and on the left side of the cover page of the Answer Book at the space provided for purpose.
6. Mention the same Question No. against the answer of a question as given in the Question paper.
7. **After the declaration of result**, if the result of any candidate is captioned as PMA/LO/IR/DE/, he/she should immediately bring it to the notice of the Tabulation Section of Examination Wing within 15 days positively, failing which no claim whatsoever shall be entertained.
8. If a candidate appears in the subject/paper in which He/She is not otherwise eligible, His/Her examination to that subject/paper shall stand automatically cancelled and the candidate will have no claim whatsoever.



# University of Kashmir, Srinagar

## Admit Card

UG 5TH & 6TH Semester Backlog Examination Batch-2015.

<b>Course:</b>	<b>BA</b>	<b>Roll No:</b>	<b>20564722</b>
<b>Session:</b>	<b>Bi-Ann</b>	<b>Year:</b>	<b>2020</b>
<b>Name of the Candidate:</b>	MOHD ARSHAD NAIK		
<b>Son/Daughter of:</b>	ABDUL RASHID NAIK		
<b>Centre No:</b>	1		
<b>Name of the Centre:</b>	GOVT DEGREE COLLEGE, ANANTNAG (BOYS)		
<b>Subject(s) in which to be Examined:</b>	ENG05-UR05-AR05-ENG06-ED06-UR06		

Please admit the candidate (Provisionally) in the center for the subjects(s) mentioned in the statement to be held on the dates as given in the Date Sheet

**Sd/-**  
**Deputy controller of Examination**

### Important Examination and Result Guidelines:

While attempting your question paper in the examination hall, you have to strictly abide by various instructions which are printed on the cover page of each Answer Book. Some of the important guidelines are reproduced here for your benefit.

**Note: The appearance of the candidate is purely on provisional basis subject to determination of eligibility**


1. Always keep the Examination Admit Card/Roll No. Slip with you and show it the supervisory staff/inspection team on duty as and when required/demanded.
2. No candidate shall be allowed to carry inside the Examination Hall, any textual material, printed or written, bits of paper or any other material of like nature. If any candidate is found in possession of such material after commencement of examination- whether in use or not- he/she is liable to be disqualified. Cellular phones, pager and other Electronic devices are not allowed during the examination. Candidates must deposit these items in the custody of the supervisory staff well before the commencement of the Examination.
3. A candidate, who reports after 30 minutes of the commencement of the Examination, shall not be permitted to take the Examination.
4. Write your Roll No./Enrollment No. neatly and correctly on the right side of Answer Book in the box shown below the caption "To be filled by the candidate".
5. Write carefully the Name of Examination, Name of the Subject, Name of Paper/Course, Date of Examination at two places viz on the right side and on the left side of the cover page of the Answer Book at the space provided for purpose.
6. Mention the same Question No. against the answer of a question as given in the Question paper.
7. **After the declaration of result**, if the result of any candidate is captioned as PMA/LO/IR/DE/, he/she should immediately bring it to the notice of the Tabulation Section of Examination Wing within 15 days positively, failing which no claim whatsoever shall be entertained.
8. If a candidate appears in the subject/paper in which He/She is not otherwise eligible, His/Her examination to that subject/paper shall stand automatically cancelled and the candidate will have no claim whatsoever.



# University of Kashmir, Srinagar

## Admit Card

UG 5TH & 6TH Semester Backlog Examination Batch-2015.

<b>Course:</b>	<b>BA</b>	<b>Roll No:</b>	<b>20564723</b>
<b>Session:</b>	<b>Bi-Ann</b>	<b>Year:</b>	<b>2020</b>
<b>Name of the Candidate:</b>	GHULAM MOHD		
<b>Son/Daughter of:</b>	MOHD AKBAR NAIK		
<b>Centre No:</b>	1		
<b>Name of the Centre:</b>	GOVT DEGREE COLLEGE, ANANTNAG (BOYS)		
<b>Subject(s) in which to be Examined:</b>	ENG05-AR05-ENG06-AR06-ED06		

Please admit the candidate (Provisionally) in the center for the subjects(s) mentioned in the statement to be held on the dates as given in the Date Sheet

**Sd/-**  
**Deputy controller of Examination**

### Important Examination and Result Guidelines:

While attempting your question paper in the examination hall, you have to strictly abide by various instructions which are printed on the cover page of each Answer Book. Some of the important guidelines are reproduced here for your benefit.

**Note: The appearance of the candidate is purely on provisional basis subject to determination of eligibility**


1. Always keep the Examination Admit Card/Roll No. Slip with you and show it the supervisory staff/inspection team on duty as and when required/demanded.
2. No candidate shall be allowed to carry inside the Examination Hall, any textual material, printed or written, bits of paper or any other material of like nature. If any candidate is found in possession of such material after commencement of examination- whether in use or not- he/she is liable to be disqualified. Cellular phones, pager and other Electronic devices are not allowed during the examination. Candidates must deposit these items in the custody of the supervisory staff well before the commencement of the Examination.
3. A candidate, who reports after 30 minutes of the commencement of the Examination, shall not be permitted to take the Examination.
4. Write your Roll No./Enrollment No. neatly and correctly on the right side of Answer Book in the box shown below the caption "To be filled by the candidate".
5. Write carefully the Name of Examination, Name of the Subject, Name of Paper/Course, Date of Examination at two places viz on the right side and on the left side of the cover page of the Answer Book at the space provided for purpose.
6. Mention the same Question No. against the answer of a question as given in the Question paper.
7. **After the declaration of result**, if the result of any candidate is captioned as PMA/LO/IR/DE/, he/she should immediately bring it to the notice of the Tabulation Section of Examination Wing within 15 days positively, failing which no claim whatsoever shall be entertained.
8. If a candidate appears in the subject/paper in which He/She is not otherwise eligible, His/Her examination to that subject/paper shall stand automatically cancelled and the candidate will have no claim whatsoever.



# University of Kashmir, Srinagar

## Admit Card

UG 5TH & 6TH Semester Backlog Examination Batch-2015.

<b>Course:</b>	<b>BA</b>	<b>Roll No:</b>	<b>20564724</b>
<b>Session:</b>	<b>Bi-Ann</b>	<b>Year:</b>	<b>2020</b>
<b>Name of the Candidate:</b>	NASEEMA BANOO		
<b>Son/Daughter of:</b>	GHULAM RASOOL		
<b>Centre No:</b>	1		
<b>Name of the Centre:</b>	GOVT DEGREE COLLEGE, ANANTNAG (BOYS)		
<b>Subject(s) in which to be Examined:</b>	ENG05-SO05		

Please admit the candidate (Provisionally) in the center for the subjects(s) mentioned in the statement to be held on the dates as given in the Date Sheet

**Sd/-**  
**Deputy controller of Examination**

### Important Examination and Result Guidelines:

While attempting your question paper in the examination hall, you have to strictly abide by various instructions which are printed on the cover page of each Answer Book. Some of the important guidelines are reproduced here for your benefit.

**Note: The appearance of the candidate is purely on provisional basis subject to determination of eligibility**


1. Always keep the Examination Admit Card/Roll No. Slip with you and show it the supervisory staff/inspection team on duty as and when required/demanded.
2. No candidate shall be allowed to carry inside the Examination Hall, any textual material, printed or written, bits of paper or any other material of like nature. If any candidate is found in possession of such material after commencement of examination- whether in use or not- he/she is liable to be disqualified. Cellular phones, pager and other Electronic devices are not allowed during the examination. Candidates must deposit these items in the custody of the supervisory staff well before the commencement of the Examination.
3. A candidate, who reports after 30 minutes of the commencement of the Examination, shall not be permitted to take the Examination.
4. Write your Roll No./Enrollment No. neatly and correctly on the right side of Answer Book in the box shown below the caption "To be filled by the candidate".
5. Write carefully the Name of Examination, Name of the Subject, Name of Paper/Course, Date of Examination at two places viz on the right side and on the left side of the cover page of the Answer Book at the space provided for purpose.
6. Mention the same Question No. against the answer of a question as given in the Question paper.
7. **After the declaration of result**, if the result of any candidate is captioned as PMA/LO/IR/DE/, he/she should immediately bring it to the notice of the Tabulation Section of Examination Wing within 15 days positively, failing which no claim whatsoever shall be entertained.
8. If a candidate appears in the subject/paper in which He/She is not otherwise eligible, His/Her examination to that subject/paper shall stand automatically cancelled and the candidate will have no claim whatsoever.



# University of Kashmir, Srinagar

## Admit Card

UG 5TH & 6TH Semester Backlog Examination Batch-2015.

<b>Course:</b>	<b>BA</b>	<b>Roll No:</b>	<b>20564725</b>
<b>Session:</b>	<b>Bi-Ann</b>	<b>Year:</b>	<b>2020</b>
<b>Name of the Candidate:</b>	SAMEER AHMAD MIR		
<b>Son/Daughter of:</b>	AB GANI MIR		
<b>Centre No:</b>	1		
<b>Name of the Centre:</b>	GOVT DEGREE COLLEGE, ANANTNAG (BOYS)		
<b>Subject(s) in which to be Examined:</b>	HS05		

Please admit the candidate (Provisionally) in the center for the subjects(s) mentioned in the statement to be held on the dates as given in the Date Sheet

**Sd/-**  
**Deputy controller of Examination**

### Important Examination and Result Guidelines:

While attempting your question paper in the examination hall, you have to strictly abide by various instructions which are printed on the cover page of each Answer Book. Some of the important guidelines are reproduced here for your benefit.

**Note: The appearance of the candidate is purely on provisional basis subject to determination of eligibility**

1. Always keep the Examination Admit Card/Roll No. Slip with you and show it the supervisory staff/inspection team on duty as and when required/demanded.
2. No candidate shall be allowed to carry inside the Examination Hall, any textual material, printed or written, bits of paper or any other material of like nature. If any candidate is found in possession of such material after commencement of examination- whether in use or not- he/she is liable to be disqualified. Cellular phones, pager and other Electronic devices are not allowed during the examination. Candidates must deposit these items in the custody of the supervisory staff well before the commencement of the Examination.
3. A candidate, who reports after 30 minutes of the commencement of the Examination, shall not be permitted to take the Examination.
4. Write your Roll No./Enrollment No. neatly and correctly on the right side of Answer Book in the box shown below the caption "To be filled by the candidate".
5. Write carefully the Name of Examination, Name of the Subject, Name of Paper/Course, Date of Examination at two places viz on the right side and on the left side of the cover page of the Answer Book at the space provided for purpose.
6. Mention the same Question No. against the answer of a question as given in the Question paper.
7. **After the declaration of result**, if the result of any candidate is captioned as PMA/LO/IR/DE/, he/she should immediately bring it to the notice of the Tabulation Section of Examination Wing within 15 days positively, failing which no claim whatsoever shall be entertained.
8. If a candidate appears in the subject/paper in which He/She is not otherwise eligible, His/Her examination to that subject/paper shall stand automatically cancelled and the candidate will have no claim whatsoever.



# University of Kashmir, Srinagar

## Admit Card

UG 5TH & 6TH Semester Backlog Examination Batch-2015.

<b>Course:</b>	<b>BA</b>	<b>Roll No:</b>	<b>20564726</b>
<b>Session:</b>	<b>Bi-Ann</b>	<b>Year:</b>	<b>2020</b>
<b>Name of the Candidate:</b>	ARSHED AHMAD		
<b>Son/Daughter of:</b>	MOHD SIDIQ		
<b>Centre No:</b>	1		
<b>Name of the Centre:</b>	GOVT DEGREE COLLEGE, ANANTNAG (BOYS)		
<b>Subject(s) in which to be Examined:</b>	ED05-HS05-ED06-IS06		



Please admit the candidate (Provisionally) in the center for the subjects(s) mentioned in the statement to be held on the dates as given in the Date Sheet

**Sd/-**  
**Deputy controller of Examination**

### Important Examination and Result Guidelines:

While attempting your question paper in the examination hall, you have to strictly abide by various instructions which are printed on the cover page of each Answer Book. Some of the important guidelines are reproduced here for your benefit.

**Note: The appearance of the candidate is purely on provisional basis subject to determination of eligibility**


1. Always keep the Examination Admit Card/Roll No. Slip with you and show it the supervisory staff/inspection team on duty as and when required/demanded.
2. No candidate shall be allowed to carry inside the Examination Hall, any textual material, printed or written, bits of paper or any other material of like nature. If any candidate is found in possession of such material after commencement of examination- whether in use or not- he/she is liable to be disqualified. Cellular phones, pager and other Electronic devices are not allowed during the examination. Candidates must deposit these items in the custody of the supervisory staff well before the commencement of the Examination.
3. A candidate, who reports after 30 minutes of the commencement of the Examination, shall not be permitted to take the Examination.
4. Write your Roll No./Enrollment No. neatly and correctly on the right side of Answer Book in the box shown below the caption "To be filled by the candidate".
5. Write carefully the Name of Examination, Name of the Subject, Name of Paper/Course, Date of Examination at two places viz on the right side and on the left side of the cover page of the Answer Book at the space provided for purpose.
6. Mention the same Question No. against the answer of a question as given in the Question paper.
7. **After the declaration of result**, if the result of any candidate is captioned as PMA/LO/IR/DE/, he/she should immediately bring it to the notice of the Tabulation Section of Examination Wing within 15 days positively, failing which no claim whatsoever shall be entertained.
8. If a candidate appears in the subject/paper in which He/She is not otherwise eligible, His/Her examination to that subject/paper shall stand automatically cancelled and the candidate will have no claim whatsoever.



# University of Kashmir, Srinagar

## Admit Card

UG 5TH & 6TH Semester Backlog Examination Batch-2015.

<b>Course:</b>	<b>BA</b>	<b>Roll No:</b>	<b>20564727</b>
<b>Session:</b>	<b>Bi-Ann</b>	<b>Year:</b>	<b>2020</b>
<b>Name of the Candidate:</b>	SUHAIL AHMAD DAR		
<b>Son/Daughter of:</b>	GHULAM MOHAMMAD DAR		
<b>Centre No:</b>	1		
<b>Name of the Centre:</b>	GOVT DEGREE COLLEGE, ANANTNAG (BOYS)		
<b>Subject(s) in which to be Examined:</b>	PS05		

Please admit the candidate (Provisionally) in the center for the subjects(s) mentioned in the statement to be held on the dates as given in the Date Sheet

**Sd/-**  
**Deputy controller of Examination**

### Important Examination and Result Guidelines:

While attempting your question paper in the examination hall, you have to strictly abide by various instructions which are printed on the cover page of each Answer Book. Some of the important guidelines are reproduced here for your benefit.

**Note: The appearance of the candidate is purely on provisional basis subject to determination of eligibility**


1. Always keep the Examination Admit Card/Roll No. Slip with you and show it the supervisory staff/inspection team on duty as and when required/demanded.
2. No candidate shall be allowed to carry inside the Examination Hall, any textual material, printed or written, bits of paper or any other material of like nature. If any candidate is found in possession of such material after commencement of examination- whether in use or not- he/she is liable to be disqualified. Cellular phones, pager and other Electronic devices are not allowed during the examination. Candidates must deposit these items in the custody of the supervisory staff well before the commencement of the Examination.
3. A candidate, who reports after 30 minutes of the commencement of the Examination, shall not be permitted to take the Examination.
4. Write your Roll No./Enrollment No. neatly and correctly on the right side of Answer Book in the box shown below the caption "To be filled by the candidate".
5. Write carefully the Name of Examination, Name of the Subject, Name of Paper/Course, Date of Examination at two places viz on the right side and on the left side of the cover page of the Answer Book at the space provided for purpose.
6. Mention the same Question No. against the answer of a question as given in the Question paper.
7. **After the declaration of result**, if the result of any candidate is captioned as PMA/LO/IR/DE/, he/she should immediately bring it to the notice of the Tabulation Section of Examination Wing within 15 days positively, failing which no claim whatsoever shall be entertained.
8. If a candidate appears in the subject/paper in which He/She is not otherwise eligible, His/Her examination to that subject/paper shall stand automatically cancelled and the candidate will have no claim whatsoever.



# University of Kashmir, Srinagar

## Admit Card

UG 5TH & 6TH Semester Backlog Examination Batch-2015.

<b>Course:</b>	<b>BA</b>	<b>Roll No:</b>	<b>20564728</b>
<b>Session:</b>	<b>Bi-Ann</b>	<b>Year:</b>	<b>2020</b>
<b>Name of the Candidate:</b>	ABID HUSSAIN BABA		
<b>Son/Daughter of:</b>	GULL MOHAMMAD BABA		
<b>Centre No:</b>	1		
<b>Name of the Centre:</b>	GOVT DEGREE COLLEGE, ANANTNAG (BOYS)		
<b>Subject(s) in which to be Examined:</b>	PS05		

Please admit the candidate (Provisionally) in the center for the subjects(s) mentioned in the statement to be held on the dates as given in the Date Sheet

**Sd/-**  
**Deputy controller of Examination**

### Important Examination and Result Guidelines:

While attempting your question paper in the examination hall, you have to strictly abide by various instructions which are printed on the cover page of each Answer Book. Some of the important guidelines are reproduced here for your benefit.

**Note: The appearance of the candidate is purely on provisional basis subject to determination of eligibility**

1. Always keep the Examination Admit Card/Roll No. Slip with you and show it the supervisory staff/inspection team on duty as and when required/demanded.
2. No candidate shall be allowed to carry inside the Examination Hall, any textual material, printed or written, bits of paper or any other material of like nature. If any candidate is found in possession of such material after commencement of examination- whether in use or not- he/she is liable to be disqualified. Cellular phones, pager and other Electronic devices are not allowed during the examination. Candidates must deposit these items in the custody of the supervisory staff well before the commencement of the Examination.
3. A candidate, who reports after 30 minutes of the commencement of the Examination, shall not be permitted to take the Examination.
4. Write your Roll No./Enrollment No. neatly and correctly on the right side of Answer Book in the box shown below the caption "To be filled by the candidate".
5. Write carefully the Name of Examination, Name of the Subject, Name of Paper/Course, Date of Examination at two places viz on the right side and on the left side of the cover page of the Answer Book at the space provided for purpose.
6. Mention the same Question No. against the answer of a question as given in the Question paper.
7. **After the declaration of result**, if the result of any candidate is captioned as PMA/LO/IR/DE/, he/she should immediately bring it to the notice of the Tabulation Section of Examination Wing within 15 days positively, failing which no claim whatsoever shall be entertained.
8. If a candidate appears in the subject/paper in which He/She is not otherwise eligible, His/Her examination to that subject/paper shall stand automatically cancelled and the candidate will have no claim whatsoever.





# University of Kashmir, Srinagar

## Admit Card

UG 5TH & 6TH Semester Backlog Examination Batch-2015.

<b>Course:</b>	<b>BA</b>	<b>Roll No:</b>	<b>20564729</b>
<b>Session:</b>	<b>Bi-Ann</b>	<b>Year:</b>	<b>2020</b>
<b>Name of the Candidate:</b>	OWAIS SHEERAZ		
<b>Son/Daughter of:</b>	SHEERAZ AHMAD SHAH		
<b>Centre No:</b>	1		
<b>Name of the Centre:</b>	GOVT DEGREE COLLEGE, ANANTNAG (BOYS)		
<b>Subject(s) in which to be Examined:</b>	PS05		



Please admit the candidate (Provisionally) in the center for the subjects(s) mentioned in the statement to be held on the dates as given in the Date Sheet

**Sd/-**  
**Deputy controller of Examination**

### Important Examination and Result Guidelines:

While attempting your question paper in the examination hall, you have to strictly abide by various instructions which are printed on the cover page of each Answer Book. Some of the important guidelines are reproduced here for your benefit.

**Note: The appearance of the candidate is purely on provisional basis subject to determination of eligibility**


1. Always keep the Examination Admit Card/Roll No. Slip with you and show it the supervisory staff/inspection team on duty as and when required/demanded.
2. No candidate shall be allowed to carry inside the Examination Hall, any textual material, printed or written, bits of paper or any other material of like nature. If any candidate is found in possession of such material after commencement of examination- whether in use or not- he/she is liable to be disqualified. Cellular phones, pager and other Electronic devices are not allowed during the examination. Candidates must deposit these items in the custody of the supervisory staff well before the commencement of the Examination.
3. A candidate, who reports after 30 minutes of the commencement of the Examination, shall not be permitted to take the Examination.
4. Write your Roll No./Enrollment No. neatly and correctly on the right side of Answer Book in the box shown below the caption "To be filled by the candidate".
5. Write carefully the Name of Examination, Name of the Subject, Name of Paper/Course, Date of Examination at two places viz on the right side and on the left side of the cover page of the Answer Book at the space provided for purpose.
6. Mention the same Question No. against the answer of a question as given in the Question paper.
7. **After the declaration of result**, if the result of any candidate is captioned as PMA/LO/IR/DE/, he/she should immediately bring it to the notice of the Tabulation Section of Examination Wing within 15 days positively, failing which no claim whatsoever shall be entertained.
8. If a candidate appears in the subject/paper in which He/She is not otherwise eligible, His/Her examination to that subject/paper shall stand automatically cancelled and the candidate will have no claim whatsoever.



# University of Kashmir, Srinagar

## Admit Card

UG 5TH & 6TH Semester Backlog Examination Batch-2015.

<b>Course:</b>	<b>BA</b>	<b>Roll No:</b>	<b>20564730</b>
<b>Session:</b>	<b>Bi-Ann</b>	<b>Year:</b>	<b>2020</b>
<b>Name of the Candidate:</b>	JAVEED AHMED SHEIKH		
<b>Son/Daughter of:</b>	ABDUL LATIEF SHEIKH		
<b>Centre No:</b>	1		
<b>Name of the Centre:</b>	GOVT DEGREE COLLEGE, ANANTNAG (BOYS)		
<b>Subject(s) in which to be Examined:</b>	AR05-ENG06-AR06-ED06		

Please admit the candidate (Provisionally) in the center for the subjects(s) mentioned in the statement to be held on the dates as given in the Date Sheet

**Sd/-**  
**Deputy controller of Examination**

### Important Examination and Result Guidelines:

While attempting your question paper in the examination hall, you have to strictly abide by various instructions which are printed on the cover page of each Answer Book. Some of the important guidelines are reproduced here for your benefit.

**Note: The appearance of the candidate is purely on provisional basis subject to determination of eligibility**


1. Always keep the Examination Admit Card/Roll No. Slip with you and show it the supervisory staff/inspection team on duty as and when required/demanded.
2. No candidate shall be allowed to carry inside the Examination Hall, any textual material, printed or written, bits of paper or any other material of like nature. If any candidate is found in possession of such material after commencement of examination- whether in use or not- he/she is liable to be disqualified. Cellular phones, pager and other Electronic devices are not allowed during the examination. Candidates must deposit these items in the custody of the supervisory staff well before the commencement of the Examination.
3. A candidate, who reports after 30 minutes of the commencement of the Examination, shall not be permitted to take the Examination.
4. Write your Roll No./Enrollment No. neatly and correctly on the right side of Answer Book in the box shown below the caption "To be filled by the candidate".
5. Write carefully the Name of Examination, Name of the Subject, Name of Paper/Course, Date of Examination at two places viz on the right side and on the left side of the cover page of the Answer Book at the space provided for purpose.
6. Mention the same Question No. against the answer of a question as given in the Question paper.
7. **After the declaration of result**, if the result of any candidate is captioned as PMA/LO/IR/DE/, he/she should immediately bring it to the notice of the Tabulation Section of Examination Wing within 15 days positively, failing which no claim whatsoever shall be entertained.
8. If a candidate appears in the subject/paper in which He/She is not otherwise eligible, His/Her examination to that subject/paper shall stand automatically cancelled and the candidate will have no claim whatsoever.



# University of Kashmir, Srinagar

## Admit Card

UG 5TH & 6TH Semester Backlog Examination Batch-2015.

<b>Course:</b>	<b>BA</b>	<b>Roll No:</b>	<b>20564731</b>
<b>Session:</b>	<b>Bi-Ann</b>	<b>Year:</b>	<b>2020</b>
<b>Name of the Candidate:</b>	SHOWKAT AHMED CHUND		
<b>Son/Daughter of:</b>	ALI MOHD CHUND		
<b>Centre No:</b>	1		
<b>Name of the Centre:</b>	GOVT DEGREE COLLEGE, ANANTNAG (BOYS)		
<b>Subject(s) in which to be Examined:</b>	ENG05-AR05-ENG06		

Please admit the candidate (Provisionally) in the center for the subjects(s) mentioned in the statement to be held on the dates as given in the Date Sheet

**Sd/-**  
**Deputy controller of Examination**

### Important Examination and Result Guidelines:

While attempting your question paper in the examination hall, you have to strictly abide by various instructions which are printed on the cover page of each Answer Book. Some of the important guidelines are reproduced here for your benefit.

**Note: The appearance of the candidate is purely on provisional basis subject to determination of eligibility**

1. Always keep the Examination Admit Card/Roll No. Slip with you and show it the supervisory staff/inspection team on duty as and when required/demanded.
2. No candidate shall be allowed to carry inside the Examination Hall, any textual material, printed or written, bits of paper or any other material of like nature. If any candidate is found in possession of such material after commencement of examination- whether in use or not- he/she is liable to be disqualified. Cellular phones, pager and other Electronic devices are not allowed during the examination. Candidates must deposit these items in the custody of the supervisory staff well before the commencement of the Examination.
3. A candidate, who reports after 30 minutes of the commencement of the Examination, shall not be permitted to take the Examination.
4. Write your Roll No./Enrollment No. neatly and correctly on the right side of Answer Book in the box shown below the caption "To be filled by the candidate".
5. Write carefully the Name of Examination, Name of the Subject, Name of Paper/Course, Date of Examination at two places viz on the right side and on the left side of the cover page of the Answer Book at the space provided for purpose.
6. Mention the same Question No. against the answer of a question as given in the Question paper.
7. **After the declaration of result**, if the result of any candidate is captioned as PMA/LO/IR/DE/, he/she should immediately bring it to the notice of the Tabulation Section of Examination Wing within 15 days positively, failing which no claim whatsoever shall be entertained.
8. If a candidate appears in the subject/paper in which He/She is not otherwise eligible, His/Her examination to that subject/paper shall stand automatically cancelled and the candidate will have no claim whatsoever.



# University of Kashmir, Srinagar

## Admit Card

UG 5TH & 6TH Semester Backlog Examination Batch-2015.

<b>Course:</b>	<b>BA</b>	<b>Roll No:</b>	<b>20564732</b>
<b>Session:</b>	<b>Bi-Ann</b>	<b>Year:</b>	<b>2020</b>
<b>Name of the Candidate:</b>	AKIF MANZOOR		
<b>Son/Daughter of:</b>	MANZOOR AHMAD SHAH		
<b>Centre No:</b>	1		
<b>Name of the Centre:</b>	GOVT DEGREE COLLEGE, ANANTNAG (BOYS)		
<b>Subject(s) in which to be Examined:</b>	ENG05		



Please admit the candidate (Provisionally) in the center for the subjects(s) mentioned in the statement to be held on the dates as given in the Date Sheet

**Sd/-**  
**Deputy controller of Examination**

### Important Examination and Result Guidelines:

While attempting your question paper in the examination hall, you have to strictly abide by various instructions which are printed on the cover page of each Answer Book. Some of the important guidelines are reproduced here for your benefit.

**Note: The appearance of the candidate is purely on provisional basis subject to determination of eligibility**

1. Always keep the Examination Admit Card/Roll No. Slip with you and show it the supervisory staff/inspection team on duty as and when required/demanded.
2. No candidate shall be allowed to carry inside the Examination Hall, any textual material, printed or written, bits of paper or any other material of like nature. If any candidate is found in possession of such material after commencement of examination- whether in use or not- he/she is liable to be disqualified. Cellular phones, pager and other Electronic devices are not allowed during the examination. Candidates must deposit these items in the custody of the supervisory staff well before the commencement of the Examination.
3. A candidate, who reports after 30 minutes of the commencement of the Examination, shall not be permitted to take the Examination.
4. Write your Roll No./Enrollment No. neatly and correctly on the right side of Answer Book in the box shown below the caption "To be filled by the candidate".
5. Write carefully the Name of Examination, Name of the Subject, Name of Paper/Course, Date of Examination at two places viz on the right side and on the left side of the cover page of the Answer Book at the space provided for purpose.
6. Mention the same Question No. against the answer of a question as given in the Question paper.
7. **After the declaration of result**, if the result of any candidate is captioned as PMA/LO/IR/DE/, he/she should immediately bring it to the notice of the Tabulation Section of Examination Wing within 15 days positively, failing which no claim whatsoever shall be entertained.
8. If a candidate appears in the subject/paper in which He/She is not otherwise eligible, His/Her examination to that subject/paper shall stand automatically cancelled and the candidate will have no claim whatsoever.



# University of Kashmir, Srinagar

## Admit Card

UG 5TH & 6TH Semester Backlog Examination Batch-2015.

<b>Course:</b>	<b>BA</b>	<b>Roll No:</b>	<b>20564733</b>
<b>Session:</b>	<b>Bi-Ann</b>	<b>Year:</b>	<b>2020</b>
<b>Name of the Candidate:</b>	SARTAJ AHMAD DAR		
<b>Son/Daughter of:</b>	NAZIR AHMAD DAR		
<b>Centre No:</b>	1		
<b>Name of the Centre:</b>	GOVT DEGREE COLLEGE, ANANTNAG (BOYS)		
<b>Subject(s) in which to be Examined:</b>	ENG05-IS05-PS05-IS06		



Please admit the candidate (Provisionally) in the center for the subjects(s) mentioned in the statement to be held on the dates as given in the Date Sheet

**Sd/-**  
**Deputy controller of Examination**

### Important Examination and Result Guidelines:

While attempting your question paper in the examination hall, you have to strictly abide by various instructions which are printed on the cover page of each Answer Book. Some of the important guidelines are reproduced here for your benefit.

**Note: The appearance of the candidate is purely on provisional basis subject to determination of eligibility**

1. Always keep the Examination Admit Card/Roll No. Slip with you and show it the supervisory staff/inspection team on duty as and when required/demanded.
2. No candidate shall be allowed to carry inside the Examination Hall, any textual material, printed or written, bits of paper or any other material of like nature. If any candidate is found in possession of such material after commencement of examination- whether in use or not- he/she is liable to be disqualified. Cellular phones, pager and other Electronic devices are not allowed during the examination. Candidates must deposit these items in the custody of the supervisory staff well before the commencement of the Examination.
3. A candidate, who reports after 30 minutes of the commencement of the Examination, shall not be permitted to take the Examination.
4. Write your Roll No./Enrollment No. neatly and correctly on the right side of Answer Book in the box shown below the caption "To be filled by the candidate".
5. Write carefully the Name of Examination, Name of the Subject, Name of Paper/Course, Date of Examination at two places viz on the right side and on the left side of the cover page of the Answer Book at the space provided for purpose.
6. Mention the same Question No. against the answer of a question as given in the Question paper.
7. **After the declaration of result**, if the result of any candidate is captioned as PMA/LO/IR/DE/, he/she should immediately bring it to the notice of the Tabulation Section of Examination Wing within 15 days positively, failing which no claim whatsoever shall be entertained.
8. If a candidate appears in the subject/paper in which He/She is not otherwise eligible, His/Her examination to that subject/paper shall stand automatically cancelled and the candidate will have no claim whatsoever.



# University of Kashmir, Srinagar

## Admit Card

UG 5TH & 6TH Semester Backlog Examination Batch-2015.

<b>Course:</b>	<b>BA</b>	<b>Roll No:</b>	<b>20564734</b>
<b>Session:</b>	<b>Bi-Ann</b>	<b>Year:</b>	<b>2020</b>
<b>Name of the Candidate:</b>	SHAHID IQBAL NANWAIE		
<b>Son/Daughter of:</b>	MOHD IQBAL NANWAIE		
<b>Centre No:</b>	1		
<b>Name of the Centre:</b>	GOVT DEGREE COLLEGE, ANANTNAG (BOYS)		
<b>Subject(s) in which to be Examined:</b>	IS05-IS06		



Please admit the candidate (Provisionally) in the center for the subjects(s) mentioned in the statement to be held on the dates as given in the Date Sheet

**Sd/-**  
**Deputy controller of Examination**

### Important Examination and Result Guidelines:

While attempting your question paper in the examination hall, you have to strictly abide by various instructions which are printed on the cover page of each Answer Book. Some of the important guidelines are reproduced here for your benefit.

**Note: The appearance of the candidate is purely on provisional basis subject to determination of eligibility**

1. Always keep the Examination Admit Card/Roll No. Slip with you and show it the supervisory staff/inspection team on duty as and when required/demanded.
2. No candidate shall be allowed to carry inside the Examination Hall, any textual material, printed or written, bits of paper or any other material of like nature. If any candidate is found in possession of such material after commencement of examination- whether in use or not- he/she is liable to be disqualified. Cellular phones, pager and other Electronic devices are not allowed during the examination. Candidates must deposit these items in the custody of the supervisory staff well before the commencement of the Examination.
3. A candidate, who reports after 30 minutes of the commencement of the Examination, shall not be permitted to take the Examination.
4. Write your Roll No./Enrollment No. neatly and correctly on the right side of Answer Book in the box shown below the caption "To be filled by the candidate".
5. Write carefully the Name of Examination, Name of the Subject, Name of Paper/Course, Date of Examination at two places viz on the right side and on the left side of the cover page of the Answer Book at the space provided for purpose.
6. Mention the same Question No. against the answer of a question as given in the Question paper.
7. **After the declaration of result**, if the result of any candidate is captioned as PMA/LO/IR/DE/, he/she should immediately bring it to the notice of the Tabulation Section of Examination Wing within 15 days positively, failing which no claim whatsoever shall be entertained.
8. If a candidate appears in the subject/paper in which He/She is not otherwise eligible, His/Her examination to that subject/paper shall stand automatically cancelled and the candidate will have no claim whatsoever.



# University of Kashmir, Srinagar

## Admit Card

UG 5TH & 6TH Semester Backlog Examination Batch-2015.

<b>Course:</b>	<b>BA</b>	<b>Roll No:</b>	<b>20564735</b>
<b>Session:</b>	<b>Bi-Ann</b>	<b>Year:</b>	<b>2020</b>
<b>Name of the Candidate:</b>	MANZOOR AHMAD KHAN		
<b>Son/Daughter of:</b>	TAJ MOHMAD KHAN		
<b>Centre No:</b>	1		
<b>Name of the Centre:</b>	GOVT DEGREE COLLEGE, ANANTNAG (BOYS)		
<b>Subject(s) in which to be Examined:</b>	ENG05-ED06		



Please admit the candidate (Provisionally) in the center for the subjects(s) mentioned in the statement to be held on the dates as given in the Date Sheet

**Sd/-**  
**Deputy controller of Examination**

### Important Examination and Result Guidelines:

While attempting your question paper in the examination hall, you have to strictly abide by various instructions which are printed on the cover page of each Answer Book. Some of the important guidelines are reproduced here for your benefit.

**Note: The appearance of the candidate is purely on provisional basis subject to determination of eligibility**


1. Always keep the Examination Admit Card/Roll No. Slip with you and show it the supervisory staff/inspection team on duty as and when required/demanded.
2. No candidate shall be allowed to carry inside the Examination Hall, any textual material, printed or written, bits of paper or any other material of like nature. If any candidate is found in possession of such material after commencement of examination- whether in use or not- he/she is liable to be disqualified. Cellular phones, pager and other Electronic devices are not allowed during the examination. Candidates must deposit these items in the custody of the supervisory staff well before the commencement of the Examination.
3. A candidate, who reports after 30 minutes of the commencement of the Examination, shall not be permitted to take the Examination.
4. Write your Roll No./Enrollment No. neatly and correctly on the right side of Answer Book in the box shown below the caption "To be filled by the candidate".
5. Write carefully the Name of Examination, Name of the Subject, Name of Paper/Course, Date of Examination at two places viz on the right side and on the left side of the cover page of the Answer Book at the space provided for purpose.
6. Mention the same Question No. against the answer of a question as given in the Question paper.
7. **After the declaration of result**, if the result of any candidate is captioned as PMA/LO/IR/DE/, he/she should immediately bring it to the notice of the Tabulation Section of Examination Wing within 15 days positively, failing which no claim whatsoever shall be entertained.
8. If a candidate appears in the subject/paper in which He/She is not otherwise eligible, His/Her examination to that subject/paper shall stand automatically cancelled and the candidate will have no claim whatsoever.



# University of Kashmir, Srinagar

## Admit Card

UG 5TH & 6TH Semester Backlog Examination Batch-2015.

<b>Course:</b>	<b>BA</b>	<b>Roll No:</b>	<b>20564736</b>
<b>Session:</b>	<b>Bi-Ann</b>	<b>Year:</b>	<b>2020</b>
<b>Name of the Candidate:</b>	ASEEM JAVAID WANI		
<b>Son/Daughter of:</b>	JAVAID AHMAD WANI		
<b>Centre No:</b>	1		
<b>Name of the Centre:</b>	GOVT DEGREE COLLEGE, ANANTNAG (BOYS)		
<b>Subject(s) in which to be Examined:</b>	CA05		

Please admit the candidate (Provisionally) in the center for the subjects(s) mentioned in the statement to be held on the dates as given in the Date Sheet

**Sd/-**  
**Deputy controller of Examination**

### Important Examination and Result Guidelines:

While attempting your question paper in the examination hall, you have to strictly abide by various instructions which are printed on the cover page of each Answer Book. Some of the important guidelines are reproduced here for your benefit.

**Note: The appearance of the candidate is purely on provisional basis subject to determination of eligibility**

1. Always keep the Examination Admit Card/Roll No. Slip with you and show it the supervisory staff/inspection team on duty as and when required/demanded.
2. No candidate shall be allowed to carry inside the Examination Hall, any textual material, printed or written, bits of paper or any other material of like nature. If any candidate is found in possession of such material after commencement of examination- whether in use or not- he/she is liable to be disqualified. Cellular phones, pager and other Electronic devices are not allowed during the examination. Candidates must deposit these items in the custody of the supervisory staff well before the commencement of the Examination.
3. A candidate, who reports after 30 minutes of the commencement of the Examination, shall not be permitted to take the Examination.
4. Write your Roll No./Enrollment No. neatly and correctly on the right side of Answer Book in the box shown below the caption "To be filled by the candidate".
5. Write carefully the Name of Examination, Name of the Subject, Name of Paper/Course, Date of Examination at two places viz on the right side and on the left side of the cover page of the Answer Book at the space provided for purpose.
6. Mention the same Question No. against the answer of a question as given in the Question paper.
7. **After the declaration of result**, if the result of any candidate is captioned as PMA/LO/IR/DE/, he/she should immediately bring it to the notice of the Tabulation Section of Examination Wing within 15 days positively, failing which no claim whatsoever shall be entertained.
8. If a candidate appears in the subject/paper in which He/She is not otherwise eligible, His/Her examination to that subject/paper shall stand automatically cancelled and the candidate will have no claim whatsoever.






# University of Kashmir, Srinagar

## Admit Card

UG 5TH & 6TH Semester Backlog Examination Batch-2015.

<b>Course:</b>	<b>BA</b>	<b>Roll No:</b>	<b>20564737</b>
<b>Session:</b>	<b>Bi-Ann</b>	<b>Year:</b>	<b>2020</b>
<b>Name of the Candidate:</b>	MOHD YASEEN MIR		
<b>Son/Daughter of:</b>	MUSHTAQ AHMAD MIR		
<b>Centre No:</b>	1		
<b>Name of the Centre:</b>	GOVT DEGREE COLLEGE, ANANTNAG (BOYS)		
<b>Subject(s) in which to be Examined:</b>	IS05		

Please admit the candidate (Provisionally) in the center for the subjects(s) mentioned in the statement to be held on the dates as given in the Date Sheet

**Sd/-**  
**Deputy controller of Examination**

### Important Examination and Result Guidelines:

While attempting your question paper in the examination hall, you have to strictly abide by various instructions which are printed on the cover page of each Answer Book. Some of the important guidelines are reproduced here for your benefit.

**Note: The appearance of the candidate is purely on provisional basis subject to determination of eligibility**

1. Always keep the Examination Admit Card/Roll No. Slip with you and show it the supervisory staff/inspection team on duty as and when required/demanded.
2. No candidate shall be allowed to carry inside the Examination Hall, any textual material, printed or written, bits of paper or any other material of like nature. If any candidate is found in possession of such material after commencement of examination- whether in use or not- he/she is liable to be disqualified. Cellular phones, pager and other Electronic devices are not allowed during the examination. Candidates must deposit these items in the custody of the supervisory staff well before the commencement of the Examination.
3. A candidate, who reports after 30 minutes of the commencement of the Examination, shall not be permitted to take the Examination.
4. Write your Roll No./Enrollment No. neatly and correctly on the right side of Answer Book in the box shown below the caption "To be filled by the candidate".
5. Write carefully the Name of Examination, Name of the Subject, Name of Paper/Course, Date of Examination at two places viz on the right side and on the left side of the cover page of the Answer Book at the space provided for purpose.
6. Mention the same Question No. against the answer of a question as given in the Question paper.
7. **After the declaration of result**, if the result of any candidate is captioned as PMA/LO/IR/DE/, he/she should immediately bring it to the notice of the Tabulation Section of Examination Wing within 15 days positively, failing which no claim whatsoever shall be entertained.
8. If a candidate appears in the subject/paper in which He/She is not otherwise eligible, His/Her examination to that subject/paper shall stand automatically cancelled and the candidate will have no claim whatsoever.



# University of Kashmir, Srinagar

## Admit Card

UG 5TH & 6TH Semester Backlog Examination Batch-2015.

<b>Course:</b>	<b>BA</b>	<b>Roll No:</b>	<b>20564738</b>
<b>Session:</b>	<b>Bi-Ann</b>	<b>Year:</b>	<b>2020</b>
<b>Name of the Candidate:</b>	SARFRAZ AHMED		
<b>Son/Daughter of:</b>	ABDUL RASHID		
<b>Centre No:</b>	1		
<b>Name of the Centre:</b>	GOVT DEGREE COLLEGE, ANANTNAG (BOYS)		
<b>Subject(s) in which to be Examined:</b>	ENG05-IS05--ENG06-IS06		



Please admit the candidate (Provisionally) in the center for the subjects(s) mentioned in the statement to be held on the dates as given in the Date Sheet

**Sd/-**  
**Deputy controller of Examination**

### Important Examination and Result Guidelines:

While attempting your question paper in the examination hall, you have to strictly abide by various instructions which are printed on the cover page of each Answer Book. Some of the important guidelines are reproduced here for your benefit.

**Note: The appearance of the candidate is purely on provisional basis subject to determination of eligibility**


1. Always keep the Examination Admit Card/Roll No. Slip with you and show it the supervisory staff/inspection team on duty as and when required/demanded.
2. No candidate shall be allowed to carry inside the Examination Hall, any textual material, printed or written, bits of paper or any other material of like nature. If any candidate is found in possession of such material after commencement of examination- whether in use or not- he/she is liable to be disqualified. Cellular phones, pager and other Electronic devices are not allowed during the examination. Candidates must deposit these items in the custody of the supervisory staff well before the commencement of the Examination.
3. A candidate, who reports after 30 minutes of the commencement of the Examination, shall not be permitted to take the Examination.
4. Write your Roll No./Enrollment No. neatly and correctly on the right side of Answer Book in the box shown below the caption "To be filled by the candidate".
5. Write carefully the Name of Examination, Name of the Subject, Name of Paper/Course, Date of Examination at two places viz on the right side and on the left side of the cover page of the Answer Book at the space provided for purpose.
6. Mention the same Question No. against the answer of a question as given in the Question paper.
7. **After the declaration of result**, if the result of any candidate is captioned as PMA/LO/IR/DE/, he/she should immediately bring it to the notice of the Tabulation Section of Examination Wing within 15 days positively, failing which no claim whatsoever shall be entertained.
8. If a candidate appears in the subject/paper in which He/She is not otherwise eligible, His/Her examination to that subject/paper shall stand automatically cancelled and the candidate will have no claim whatsoever.



# University of Kashmir, Srinagar

## Admit Card

UG 5TH & 6TH Semester Backlog Examination Batch-2015.

<b>Course:</b>	<b>BA</b>	<b>Roll No:</b>	<b>20564739</b>
<b>Session:</b>	Bi-Ann	<b>Year:</b>	2020
<b>Name of the Candidate:</b>	ISHFAQ AHMAD HAJAM		
<b>Son/Daughter of:</b>	ABDUL MAJEED HAJAM		
<b>Centre No:</b>	1		
<b>Name of the Centre:</b>	GOVT DEGREE COLLEGE, ANANTNAG (BOYS)		
<b>Subject(s) in which to be Examined:</b>	HS05-		

Please admit the candidate (Provisionally) in the center for the subjects(s) mentioned in the statement to be held on the dates as given in the Date Sheet

**Sd/-**  
**Deputy controller of Examination**

### Important Examination and Result Guidelines:

While attempting your question paper in the examination hall, you have to strictly abide by various instructions which are printed on the cover page of each Answer Book. Some of the important guidelines are reproduced here for your benefit.

**Note: The appearance of the candidate is purely on provisional basis subject to determination of eligibility**

1. Always keep the Examination Admit Card/Roll No. Slip with you and show it the supervisory staff/inspection team on duty as and when required/demanded.
2. No candidate shall be allowed to carry inside the Examination Hall, any textual material, printed or written, bits of paper or any other material of like nature. If any candidate is found in possession of such material after commencement of examination- whether in use or not- he/she is liable to be disqualified. Cellular phones, pager and other Electronic devices are not allowed during the examination. Candidates must deposit these items in the custody of the supervisory staff well before the commencement of the Examination.
3. A candidate, who reports after 30 minutes of the commencement of the Examination, shall not be permitted to take the Examination.
4. Write your Roll No./Enrollment No. neatly and correctly on the right side of Answer Book in the box shown below the caption "To be filled by the candidate".
5. Write carefully the Name of Examination, Name of the Subject, Name of Paper/Course, Date of Examination at two places viz on the right side and on the left side of the cover page of the Answer Book at the space provided for purpose.
6. Mention the same Question No. against the answer of a question as given in the Question paper.
7. **After the declaration of result**, if the result of any candidate is captioned as PMA/LO/IR/DE/, he/she should immediately bring it to the notice of the Tabulation Section of Examination Wing within 15 days positively, failing which no claim whatsoever shall be entertained.
8. If a candidate appears in the subject/paper in which He/She is not otherwise eligible, His/Her examination to that subject/paper shall stand automatically cancelled and the candidate will have no claim whatsoever.



# University of Kashmir, Srinagar

## Admit Card

UG 5TH & 6TH Semester Backlog Examination Batch-2015.

<b>Course:</b>	<b>BA</b>	<b>Roll No:</b>	<b>20564740</b>
<b>Session:</b>	<b>Bi-Ann</b>	<b>Year:</b>	<b>2020</b>
<b>Name of the Candidate:</b>	YASIR ARFAT ITOO		
<b>Son/Daughter of:</b>	MOHD SULTAN ITOO		
<b>Centre No:</b>	1		
<b>Name of the Centre:</b>	GOVT DEGREE COLLEGE, ANANTNAG (BOYS)		
<b>Subject(s) in which to be Examined:</b>	ENG05-ED05-IS05--ENG06-IS06		



Please admit the candidate (Provisionally) in the center for the subjects(s) mentioned in the statement to be held on the dates as given in the Date Sheet

**Sd/-**  
**Deputy controller of Examination**

### Important Examination and Result Guidelines:

While attempting your question paper in the examination hall, you have to strictly abide by various instructions which are printed on the cover page of each Answer Book. Some of the important guidelines are reproduced here for your benefit.

**Note: The appearance of the candidate is purely on provisional basis subject to determination of eligibility**

1. Always keep the Examination Admit Card/Roll No. Slip with you and show it the supervisory staff/inspection team on duty as and when required/demanded.
2. No candidate shall be allowed to carry inside the Examination Hall, any textual material, printed or written, bits of paper or any other material of like nature. If any candidate is found in possession of such material after commencement of examination- whether in use or not- he/she is liable to be disqualified. Cellular phones, pager and other Electronic devices are not allowed during the examination. Candidates must deposit these items in the custody of the supervisory staff well before the commencement of the Examination.
3. A candidate, who reports after 30 minutes of the commencement of the Examination, shall not be permitted to take the Examination.
4. Write your Roll No./Enrollment No. neatly and correctly on the right side of Answer Book in the box shown below the caption "To be filled by the candidate".
5. Write carefully the Name of Examination, Name of the Subject, Name of Paper/Course, Date of Examination at two places viz on the right side and on the left side of the cover page of the Answer Book at the space provided for purpose.
6. Mention the same Question No. against the answer of a question as given in the Question paper.
7. **After the declaration of result**, if the result of any candidate is captioned as PMA/LO/IR/DE/, he/she should immediately bring it to the notice of the Tabulation Section of Examination Wing within 15 days positively, failing which no claim whatsoever shall be entertained.
8. If a candidate appears in the subject/paper in which He/She is not otherwise eligible, His/Her examination to that subject/paper shall stand automatically cancelled and the candidate will have no claim whatsoever.



# University of Kashmir, Srinagar

## Admit Card

UG 5TH & 6TH Semester Backlog Examination Batch-2015.

**Course:** BA **Roll No:** 20564741

**Session:** Bi-Ann **Year:** 2020

**Name of the Candidate:** MAJID RAFIQ

**Son/Daughter of:** MOHD RAFIQ SOFI

**Centre No:** 1

**Name of the Centre:** GOVT DEGREE COLLEGE, ANANTNAG (BOYS)

**Subject(s) in which to be Examined:** PS05-HS06



Please admit the candidate (Provisionally) in the center for the subjects(s) mentioned in the statement to be held on the dates as given in the Date Sheet

**Sd/-**  
**Deputy controller of Examination**

### Important Examination and Result Guidelines:

While attempting your question paper in the examination hall, you have to strictly abide by various instructions which are printed on the cover page of each Answer Book. Some of the important guidelines are reproduced here for your benefit.

**Note: The appearance of the candidate is purely on provisional basis subject to determination of eligibility**


1. Always keep the Examination Admit Card/Roll No. Slip with you and show it the supervisory staff/inspection team on duty as and when required/demanded.
2. No candidate shall be allowed to carry inside the Examination Hall, any textual material, printed or written, bits of paper or any other material of like nature. If any candidate is found in possession of such material after commencement of examination- whether in use or not- he/she is liable to be disqualified. Cellular phones, pager and other Electronic devices are not allowed during the examination. Candidates must deposit these items in the custody of the supervisory staff well before the commencement of the Examination.
3. A candidate, who reports after 30 minutes of the commencement of the Examination, shall not be permitted to take the Examination.
4. Write your Roll No./Enrollment No. neatly and correctly on the right side of Answer Book in the box shown below the caption "To be filled by the candidate".
5. Write carefully the Name of Examination, Name of the Subject, Name of Paper/Course, Date of Examination at two places viz on the right side and on the left side of the cover page of the Answer Book at the space provided for purpose.
6. Mention the same Question No. against the answer of a question as given in the Question paper.
7. **After the declaration of result**, if the result of any candidate is captioned as PMA/LO/IR/DE/, he/she should immediately bring it to the notice of the Tabulation Section of Examination Wing within 15 days positively, failing which no claim whatsoever shall be entertained.
8. If a candidate appears in the subject/paper in which He/She is not otherwise eligible, His/Her examination to that subject/paper shall stand automatically cancelled and the candidate will have no claim whatsoever.



# University of Kashmir, Srinagar

## Admit Card

UG 5TH & 6TH Semester Backlog Examination Batch-2015.

<b>Course:</b>	<b>BA</b>	<b>Roll No:</b>	<b>20564742</b>
<b>Session:</b>	Bi-Ann	<b>Year:</b>	2020
<b>Name of the Candidate:</b>	UMER SHAHBAZ		
<b>Son/Daughter of:</b>	MOHAMMAD YAQOOB BHAT		
<b>Centre No:</b>	1	 10-06-2015	
<b>Name of the Centre:</b>	GOVT DEGREE COLLEGE, ANANTNAG (BOYS)		
<b>Subject(s) in which to be Examined:</b>	PS05-GG05-PS06-GG06-HS06		

Please admit the candidate (Provisionally) in the center for the subjects(s) mentioned in the statement to be held on the dates as given in the Date Sheet

Sd/-  
Deputy controller of Examination

### Important Examination and Result Guidelines:

While attempting your question paper in the examination hall, you have to strictly abide by various instructions which are printed on the cover page of each Answer Book. Some of the important guidelines are reproduced here for your benefit.

**Note: The appearance of the candidate is purely on provisional basis subject to determination of eligibility**


1. Always keep the Examination Admit Card/Roll No. Slip with you and show it the supervisory staff/inspection team on duty as and when required/demanded.
2. No candidate shall be allowed to carry inside the Examination Hall, any textual material, printed or written, bits of paper or any other material of like nature. If any candidate is found in possession of such material after commencement of examination- whether in use or not- he/she is liable to be disqualified. Cellular phones, pager and other Electronic devices are not allowed during the examination. Candidates must deposit these items in the custody of the supervisory staff well before the commencement of the Examination.
3. A candidate, who reports after 30 minutes of the commencement of the Examination, shall not be permitted to take the Examination.
4. Write your Roll No./Enrollment No. neatly and correctly on the right side of Answer Book in the box shown below the caption "To be filled by the candidate".
5. Write carefully the Name of Examination, Name of the Subject, Name of Paper/Course, Date of Examination at two places viz on the right side and on the left side of the cover page of the Answer Book at the space provided for purpose.
6. Mention the same Question No. against the answer of a question as given in the Question paper.
7. **After the declaration of result**, if the result of any candidate is captioned as PMA/LO/IR/DE/, he/she should immediately bring it to the notice of the Tabulation Section of Examination Wing within 15 days positively, failing which no claim whatsoever shall be entertained.
8. If a candidate appears in the subject/paper in which He/She is not otherwise eligible, His/Her examination to that subject/paper shall stand automatically cancelled and the candidate will have no claim whatsoever.



# University of Kashmir, Srinagar

## Admit Card

UG 5TH & 6TH Semester Backlog Examination Batch-2015.

<b>Course:</b>	<b>BA</b>	<b>Roll No:</b>	<b>20564743</b>
<b>Session:</b>	Bi-Ann	<b>Year:</b>	2020
<b>Name of the Candidate:</b>	ABID HUSSAIN MIR		
<b>Son/Daughter of:</b>	ABDUL RASHID MIR		
<b>Centre No:</b>	1	 ABID HUSSAIN MIR 09/06/2015	
<b>Name of the Centre:</b>	GOVT DEGREE COLLEGE, ANANTNAG (BOYS)		
<b>Subject(s) in which to be Examined:</b>	ENG05-PS05-EC05-PS06		

Please admit the candidate (Provisionally) in the center for the subjects(s) mentioned in the statement to be held on the dates as given in the Date Sheet

Sd/-  
Deputy controller of Examination

### Important Examination and Result Guidelines:

While attempting your question paper in the examination hall, you have to strictly abide by various instructions which are printed on the cover page of each Answer Book. Some of the important guidelines are reproduced here for your benefit.

**Note: The appearance of the candidate is purely on provisional basis subject to determination of eligibility**

1. Always keep the Examination Admit Card/Roll No. Slip with you and show it the supervisory staff/inspection team on duty as and when required/demanded.
2. No candidate shall be allowed to carry inside the Examination Hall, any textual material, printed or written, bits of paper or any other material of like nature. If any candidate is found in possession of such material after commencement of examination- whether in use or not- he/she is liable to be disqualified. Cellular phones, pager and other Electronic devices are not allowed during the examination. Candidates must deposit these items in the custody of the supervisory staff well before the commencement of the Examination.
3. A candidate, who reports after 30 minutes of the commencement of the Examination, shall not be permitted to take the Examination.
4. Write your Roll No./Enrollment No. neatly and correctly on the right side of Answer Book in the box shown below the caption "To be filled by the candidate".
5. Write carefully the Name of Examination, Name of the Subject, Name of Paper/Course, Date of Examination at two places viz on the right side and on the left side of the cover page of the Answer Book at the space provided for purpose.
6. Mention the same Question No. against the answer of a question as given in the Question paper.
7. **After the declaration of result**, if the result of any candidate is captioned as PMA/LO/IR/DE/, he/she should immediately bring it to the notice of the Tabulation Section of Examination Wing within 15 days positively, failing which no claim whatsoever shall be entertained.
8. If a candidate appears in the subject/paper in which He/She is not otherwise eligible, His/Her examination to that subject/paper shall stand automatically cancelled and the candidate will have no claim whatsoever.



# University of Kashmir, Srinagar

## Admit Card

UG 5TH & 6TH Semester Backlog Examination Batch-2015.

<b>Course:</b>	<b>BA</b>	<b>Roll No:</b>	<b>20564744</b>
<b>Session:</b>	<b>Bi-Ann</b>	<b>Year:</b>	<b>2020</b>
<b>Name of the Candidate:</b>	MUNEEB AHMAD SHAH		
<b>Son/Daughter of:</b>	GULAM MOHIUDDIN SHAH		
<b>Centre No:</b>	1		
<b>Name of the Centre:</b>	GOVT DEGREE COLLEGE, ANANTNAG (BOYS)		
<b>Subject(s) in which to be Examined:</b>	ENG05-EC05-GG05-ST05-ENG06-EC06-GG06-ST06		



Please admit the candidate (Provisionally) in the center for the subjects(s) mentioned in the statement to be held on the dates as given in the Date Sheet

**Sd/-**  
**Deputy controller of Examination**

### Important Examination and Result Guidelines:

While attempting your question paper in the examination hall, you have to strictly abide by various instructions which are printed on the cover page of each Answer Book. Some of the important guidelines are reproduced here for your benefit.

**Note: The appearance of the candidate is purely on provisional basis subject to determination of eligibility**

1. Always keep the Examination Admit Card/Roll No. Slip with you and show it the supervisory staff/inspection team on duty as and when required/demanded.
2. No candidate shall be allowed to carry inside the Examination Hall, any textual material, printed or written, bits of paper or any other material of like nature. If any candidate is found in possession of such material after commencement of examination- whether in use or not- he/she is liable to be disqualified. Cellular phones, pager and other Electronic devices are not allowed during the examination. Candidates must deposit these items in the custody of the supervisory staff well before the commencement of the Examination.
3. A candidate, who reports after 30 minutes of the commencement of the Examination, shall not be permitted to take the Examination.
4. Write your Roll No./Enrollment No. neatly and correctly on the right side of Answer Book in the box shown below the caption "To be filled by the candidate".
5. Write carefully the Name of Examination, Name of the Subject, Name of Paper/Course, Date of Examination at two places viz on the right side and on the left side of the cover page of the Answer Book at the space provided for purpose.
6. Mention the same Question No. against the answer of a question as given in the Question paper.
7. **After the declaration of result**, if the result of any candidate is captioned as PMA/LO/IR/DE/, he/she should immediately bring it to the notice of the Tabulation Section of Examination Wing within 15 days positively, failing which no claim whatsoever shall be entertained.
8. If a candidate appears in the subject/paper in which He/She is not otherwise eligible, His/Her examination to that subject/paper shall stand automatically cancelled and the candidate will have no claim whatsoever.






# University of Kashmir, Srinagar

## Admit Card

UG 5TH & 6TH Semester Backlog Examination Batch-2015.

<b>Course:</b>	<b>BA</b>	<b>Roll No:</b>	<b>20564745</b>
<b>Session:</b>	<b>Bi-Ann</b>	<b>Year:</b>	<b>2020</b>
<b>Name of the Candidate:</b>	SUHIL GULL		
<b>Son/Daughter of:</b>	GULL MOHAMMAD HAJAM		
<b>Centre No:</b>	1		
<b>Name of the Centre:</b>	GOVT DEGREE COLLEGE, ANANTNAG (BOYS)		
<b>Subject(s) in which to be Examined:</b>	ED05		

Please admit the candidate (Provisionally) in the center for the subjects(s) mentioned in the statement to be held on the dates as given in the Date Sheet

**Sd/-**  
**Deputy controller of Examination**

### Important Examination and Result Guidelines:

While attempting your question paper in the examination hall, you have to strictly abide by various instructions which are printed on the cover page of each Answer Book. Some of the important guidelines are reproduced here for your benefit.

**Note: The appearance of the candidate is purely on provisional basis subject to determination of eligibility**


1. Always keep the Examination Admit Card/Roll No. Slip with you and show it the supervisory staff/inspection team on duty as and when required/demanded.
2. No candidate shall be allowed to carry inside the Examination Hall, any textual material, printed or written, bits of paper or any other material of like nature. If any candidate is found in possession of such material after commencement of examination- whether in use or not- he/she is liable to be disqualified. Cellular phones, pager and other Electronic devices are not allowed during the examination. Candidates must deposit these items in the custody of the supervisory staff well before the commencement of the Examination.
3. A candidate, who reports after 30 minutes of the commencement of the Examination, shall not be permitted to take the Examination.
4. Write your Roll No./Enrollment No. neatly and correctly on the right side of Answer Book in the box shown below the caption "To be filled by the candidate".
5. Write carefully the Name of Examination, Name of the Subject, Name of Paper/Course, Date of Examination at two places viz on the right side and on the left side of the cover page of the Answer Book at the space provided for purpose.
6. Mention the same Question No. against the answer of a question as given in the Question paper.
7. **After the declaration of result**, if the result of any candidate is captioned as PMA/LO/IR/DE/, he/she should immediately bring it to the notice of the Tabulation Section of Examination Wing within 15 days positively, failing which no claim whatsoever shall be entertained.
8. If a candidate appears in the subject/paper in which He/She is not otherwise eligible, His/Her examination to that subject/paper shall stand automatically cancelled and the candidate will have no claim whatsoever.



# University of Kashmir, Srinagar

## Admit Card

UG 5TH & 6TH Semester Backlog Examination Batch-2015.

<b>Course:</b>	<b>BA</b>	<b>Roll No:</b>	<b>20564746</b>
<b>Session:</b>	Bi-Ann	<b>Year:</b>	2020
<b>Name of the Candidate:</b>	UMMER RIYAZ BHAT		
<b>Son/Daughter of:</b>	RIYAZ AHMAD BHAT		
<b>Centre No:</b>	1		
<b>Name of the Centre:</b>	GOVT DEGREE COLLEGE, ANANTNAG (BOYS)		
<b>Subject(s) in which to be Examined:</b>	IS05		

Please admit the candidate (Provisionally) in the center for the subjects(s) mentioned in the statement to be held on the dates as given in the Date Sheet

Sd/-  
Deputy controller of Examination

### Important Examination and Result Guidelines:

While attempting your question paper in the examination hall, you have to strictly abide by various instructions which are printed on the cover page of each Answer Book. Some of the important guidelines are reproduced here for your benefit.

**Note: The appearance of the candidate is purely on provisional basis subject to determination of eligibility**

1. Always keep the Examination Admit Card/Roll No. Slip with you and show it the supervisory staff/inspection team on duty as and when required/demanded.
2. No candidate shall be allowed to carry inside the Examination Hall, any textual material, printed or written, bits of paper or any other material of like nature. If any candidate is found in possession of such material after commencement of examination- whether in use or not- he/she is liable to be disqualified. Cellular phones, pager and other Electronic devices are not allowed during the examination. Candidates must deposit these items in the custody of the supervisory staff well before the commencement of the Examination.
3. A candidate, who reports after 30 minutes of the commencement of the Examination, shall not be permitted to take the Examination.
4. Write your Roll No./Enrollment No. neatly and correctly on the right side of Answer Book in the box shown below the caption "To be filled by the candidate".
5. Write carefully the Name of Examination, Name of the Subject, Name of Paper/Course, Date of Examination at two places viz on the right side and on the left side of the cover page of the Answer Book at the space provided for purpose.
6. Mention the same Question No. against the answer of a question as given in the Question paper.
7. **After the declaration of result**, if the result of any candidate is captioned as PMA/LO/IR/DE/, he/she should immediately bring it to the notice of the Tabulation Section of Examination Wing within 15 days positively, failing which no claim whatsoever shall be entertained.
8. If a candidate appears in the subject/paper in which He/She is not otherwise eligible, His/Her examination to that subject/paper shall stand automatically cancelled and the candidate will have no claim whatsoever.



# University of Kashmir, Srinagar

## Admit Card

UG 5TH & 6TH Semester Backlog Examination Batch-2015.

<b>Course:</b>	<b>BA</b>	<b>Roll No:</b>	<b>20564747</b>
<b>Session:</b>	<b>Bi-Ann</b>	<b>Year:</b>	<b>2020</b>
<b>Name of the Candidate:</b>	MUZAFAR AHMAD BHAT		
<b>Son/Daughter of:</b>	GH MOHAMMAD BHAT		
<b>Centre No:</b>	1		
<b>Name of the Centre:</b>	GOVT DEGREE COLLEGE, ANANTNAG (BOYS)		
<b>Subject(s) in which to be Examined:</b>	ED05-ED06		



Please admit the candidate (Provisionally) in the center for the subjects(s) mentioned in the statement to be held on the dates as given in the Date Sheet

**Sd/-**  
**Deputy controller of Examination**

### Important Examination and Result Guidelines:

While attempting your question paper in the examination hall, you have to strictly abide by various instructions which are printed on the cover page of each Answer Book. Some of the important guidelines are reproduced here for your benefit.

**Note: The appearance of the candidate is purely on provisional basis subject to determination of eligibility**


1. Always keep the Examination Admit Card/Roll No. Slip with you and show it the supervisory staff/inspection team on duty as and when required/demanded.
2. No candidate shall be allowed to carry inside the Examination Hall, any textual material, printed or written, bits of paper or any other material of like nature. If any candidate is found in possession of such material after commencement of examination- whether in use or not- he/she is liable to be disqualified. Cellular phones, pager and other Electronic devices are not allowed during the examination. Candidates must deposit these items in the custody of the supervisory staff well before the commencement of the Examination.
3. A candidate, who reports after 30 minutes of the commencement of the Examination, shall not be permitted to take the Examination.
4. Write your Roll No./Enrollment No. neatly and correctly on the right side of Answer Book in the box shown below the caption "To be filled by the candidate".
5. Write carefully the Name of Examination, Name of the Subject, Name of Paper/Course, Date of Examination at two places viz on the right side and on the left side of the cover page of the Answer Book at the space provided for purpose.
6. Mention the same Question No. against the answer of a question as given in the Question paper.
7. **After the declaration of result**, if the result of any candidate is captioned as PMA/LO/IR/DE/, he/she should immediately bring it to the notice of the Tabulation Section of Examination Wing within 15 days positively, failing which no claim whatsoever shall be entertained.
8. If a candidate appears in the subject/paper in which He/She is not otherwise eligible, His/Her examination to that subject/paper shall stand automatically cancelled and the candidate will have no claim whatsoever.



# University of Kashmir, Srinagar

## Admit Card

UG 5TH & 6TH Semester Backlog Examination Batch-2015.

<b>Course:</b>	<b>BA</b>	<b>Roll No:</b>	<b>20564748</b>
<b>Session:</b>	<b>Bi-Ann</b>	<b>Year:</b>	<b>2020</b>
<b>Name of the Candidate:</b>	AAKIB MUSHTAQ MIR		
<b>Son/Daughter of:</b>	MUSHTAQ AHMAD MIR		
<b>Centre No:</b>	1		
<b>Name of the Centre:</b>	GOVT DEGREE COLLEGE, ANANTNAG (BOYS)		
<b>Subject(s) in which to be Examined:</b>	ED05-EC05-MA05-MA06		

Please admit the candidate (Provisionally) in the center for the subjects(s) mentioned in the statement to be held on the dates as given in the Date Sheet

**Sd/-**  
**Deputy controller of Examination**

### Important Examination and Result Guidelines:

While attempting your question paper in the examination hall, you have to strictly abide by various instructions which are printed on the cover page of each Answer Book. Some of the important guidelines are reproduced here for your benefit.

**Note: The appearance of the candidate is purely on provisional basis subject to determination of eligibility**

1. Always keep the Examination Admit Card/Roll No. Slip with you and show it the supervisory staff/inspection team on duty as and when required/demanded.
2. No candidate shall be allowed to carry inside the Examination Hall, any textual material, printed or written, bits of paper or any other material of like nature. If any candidate is found in possession of such material after commencement of examination- whether in use or not- he/she is liable to be disqualified. Cellular phones, pager and other Electronic devices are not allowed during the examination. Candidates must deposit these items in the custody of the supervisory staff well before the commencement of the Examination.
3. A candidate, who reports after 30 minutes of the commencement of the Examination, shall not be permitted to take the Examination.
4. Write your Roll No./Enrollment No. neatly and correctly on the right side of Answer Book in the box shown below the caption "To be filled by the candidate".
5. Write carefully the Name of Examination, Name of the Subject, Name of Paper/Course, Date of Examination at two places viz on the right side and on the left side of the cover page of the Answer Book at the space provided for purpose.
6. Mention the same Question No. against the answer of a question as given in the Question paper.
7. **After the declaration of result**, if the result of any candidate is captioned as PMA/LO/IR/DE/, he/she should immediately bring it to the notice of the Tabulation Section of Examination Wing within 15 days positively, failing which no claim whatsoever shall be entertained.
8. If a candidate appears in the subject/paper in which He/She is not otherwise eligible, His/Her examination to that subject/paper shall stand automatically cancelled and the candidate will have no claim whatsoever.



# University of Kashmir, Srinagar

## Admit Card

UG 5TH & 6TH Semester Backlog Examination Batch-2015.

<b>Course:</b>	<b>BA</b>	<b>Roll No:</b>	<b>20564749</b>
<b>Session:</b>	<b>Bi-Ann</b>	<b>Year:</b>	<b>2020</b>
<b>Name of the Candidate:</b>	SHOWKAT AHMAD BHAT		
<b>Son/Daughter of:</b>	AB RASHID BHAT		
<b>Centre No:</b>	1		
<b>Name of the Centre:</b>	GOVT DEGREE COLLEGE, ANANTNAG (BOYS)		
<b>Subject(s) in which to be Examined:</b>	PS05-IS05		



Please admit the candidate (Provisionally) in the center for the subjects(s) mentioned in the statement to be held on the dates as given in the Date Sheet

**Sd/-**  
**Deputy controller of Examination**

### Important Examination and Result Guidelines:

While attempting your question paper in the examination hall, you have to strictly abide by various instructions which are printed on the cover page of each Answer Book. Some of the important guidelines are reproduced here for your benefit.

**Note: The appearance of the candidate is purely on provisional basis subject to determination of eligibility**

1. Always keep the Examination Admit Card/Roll No. Slip with you and show it the supervisory staff/inspection team on duty as and when required/demanded.
2. No candidate shall be allowed to carry inside the Examination Hall, any textual material, printed or written, bits of paper or any other material of like nature. If any candidate is found in possession of such material after commencement of examination- whether in use or not- he/she is liable to be disqualified. Cellular phones, pager and other Electronic devices are not allowed during the examination. Candidates must deposit these items in the custody of the supervisory staff well before the commencement of the Examination.
3. A candidate, who reports after 30 minutes of the commencement of the Examination, shall not be permitted to take the Examination.
4. Write your Roll No./Enrollment No. neatly and correctly on the right side of Answer Book in the box shown below the caption "To be filled by the candidate".
5. Write carefully the Name of Examination, Name of the Subject, Name of Paper/Course, Date of Examination at two places viz on the right side and on the left side of the cover page of the Answer Book at the space provided for purpose.
6. Mention the same Question No. against the answer of a question as given in the Question paper.
7. **After the declaration of result**, if the result of any candidate is captioned as PMA/LO/IR/DE/, he/she should immediately bring it to the notice of the Tabulation Section of Examination Wing within 15 days positively, failing which no claim whatsoever shall be entertained.
8. If a candidate appears in the subject/paper in which He/She is not otherwise eligible, His/Her examination to that subject/paper shall stand automatically cancelled and the candidate will have no claim whatsoever.



# University of Kashmir, Srinagar

## Admit Card

UG 5TH & 6TH Semester Backlog Examination Batch-2015.

**Course:** BA **Roll No:** 20564750

**Session:** Bi-Ann **Year:** 2020

**Name of the Candidate:** SHABIR AHMAD WANI

**Son/Daughter of:** GULL MOHMAD WANI

**Centre No:** 1

**Name of the Centre:** GOVT DEGREE COLLEGE, ANANTNAG (BOYS)

**Subject(s) in which to be Examined:** ENG05-HS05-IS06



Please admit the candidate (Provisionally) in the center for the subjects(s) mentioned in the statement to be held on the dates as given in the Date Sheet

**Sd/-**

**Deputy controller of Examination**

### Important Examination and Result Guidelines:

While attempting your question paper in the examination hall, you have to strictly abide by various instructions which are printed on the cover page of each Answer Book. Some of the important guidelines are reproduced here for your benefit.

**Note: The appearance of the candidate is purely on provisional basis subject to determination of eligibility**

1. Always keep the Examination Admit Card/Roll No. Slip with you and show it the supervisory staff/inspection team on duty as and when required/demanded.
2. No candidate shall be allowed to carry inside the Examination Hall, any textual material, printed or written, bits of paper or any other material of like nature. If any candidate is found in possession of such material after commencement of examination- whether in use or not- he/she is liable to be disqualified. Cellular phones, pager and other Electronic devices are not allowed during the examination. Candidates must deposit these items in the custody of the supervisory staff well before the commencement of the Examination.
3. A candidate, who reports after 30 minutes of the commencement of the Examination, shall not be permitted to take the Examination.
4. Write your Roll No./Enrollment No. neatly and correctly on the right side of Answer Book in the box shown below the caption "To be filled by the candidate".
5. Write carefully the Name of Examination, Name of the Subject, Name of Paper/Course, Date of Examination at two places viz on the right side and on the left side of the cover page of the Answer Book at the space provided for purpose.
6. Mention the same Question No. against the answer of a question as given in the Question paper.
7. **After the declaration of result**, if the result of any candidate is captioned as PMA/LO/IR/DE/, he/she should immediately bring it to the notice of the Tabulation Section of Examination Wing within 15 days positively, failing which no claim whatsoever shall be entertained.
8. If a candidate appears in the subject/paper in which He/She is not otherwise eligible, His/Her examination to that subject/paper shall stand automatically cancelled and the candidate will have no claim whatsoever.



# University of Kashmir, Srinagar

## Admit Card

UG 5TH & 6TH Semester Backlog Examination Batch-2015.

<b>Course:</b>	<b>BA</b>	<b>Roll No:</b>	<b>20564751</b>
<b>Session:</b>	<b>Bi-Ann</b>	<b>Year:</b>	<b>2020</b>
<b>Name of the Candidate:</b>	SARTAJ AYOUB MIR		
<b>Son/Daughter of:</b>	MOHD AYOUB MIR		
<b>Centre No:</b>	1		
<b>Name of the Centre:</b>	GOVT DEGREE COLLEGE, ANANTNAG (BOYS)		
<b>Subject(s) in which to be Examined:</b>	ENG05-PS05-PS06-HS06		



Please admit the candidate (Provisionally) in the center for the subjects(s) mentioned in the statement to be held on the dates as given in the Date Sheet

**Sd/-**  
**Deputy controller of Examination**

### Important Examination and Result Guidelines:

While attempting your question paper in the examination hall, you have to strictly abide by various instructions which are printed on the cover page of each Answer Book. Some of the important guidelines are reproduced here for your benefit.

**Note: The appearance of the candidate is purely on provisional basis subject to determination of eligibility**


1. Always keep the Examination Admit Card/Roll No. Slip with you and show it the supervisory staff/inspection team on duty as and when required/demanded.
2. No candidate shall be allowed to carry inside the Examination Hall, any textual material, printed or written, bits of paper or any other material of like nature. If any candidate is found in possession of such material after commencement of examination- whether in use or not- he/she is liable to be disqualified. Cellular phones, pager and other Electronic devices are not allowed during the examination. Candidates must deposit these items in the custody of the supervisory staff well before the commencement of the Examination.
3. A candidate, who reports after 30 minutes of the commencement of the Examination, shall not be permitted to take the Examination.
4. Write your Roll No./Enrollment No. neatly and correctly on the right side of Answer Book in the box shown below the caption "To be filled by the candidate".
5. Write carefully the Name of Examination, Name of the Subject, Name of Paper/Course, Date of Examination at two places viz on the right side and on the left side of the cover page of the Answer Book at the space provided for purpose.
6. Mention the same Question No. against the answer of a question as given in the Question paper.
7. **After the declaration of result**, if the result of any candidate is captioned as PMA/LO/IR/DE/, he/she should immediately bring it to the notice of the Tabulation Section of Examination Wing within 15 days positively, failing which no claim whatsoever shall be entertained.
8. If a candidate appears in the subject/paper in which He/She is not otherwise eligible, His/Her examination to that subject/paper shall stand automatically cancelled and the candidate will have no claim whatsoever.



# University of Kashmir, Srinagar

## Admit Card

UG 5TH & 6TH Semester Backlog Examination Batch-2015.

<b>Course:</b>	<b>BA</b>	<b>Roll No:</b>	<b>20564752</b>
<b>Session:</b>	Bi-Ann	<b>Year:</b>	2020
<b>Name of the Candidate:</b>	OMER FAROOQ SHAH		
<b>Son/Daughter of:</b>	FAROOQ AHMAD SHAH		
<b>Centre No:</b>	1		
<b>Name of the Centre:</b>	GOVT DEGREE COLLEGE, ANANTNAG (BOYS)		
<b>Subject(s) in which to be Examined:</b>	ENG05-IS05-ENG06		

Please admit the candidate (Provisionally) in the center for the subjects(s) mentioned in the statement to be held on the dates as given in the Date Sheet

Sd/-  
Deputy controller of Examination

### Important Examination and Result Guidelines:

While attempting your question paper in the examination hall, you have to strictly abide by various instructions which are printed on the cover page of each Answer Book. Some of the important guidelines are reproduced here for your benefit.

**Note: The appearance of the candidate is purely on provisional basis subject to determination of eligibility**

1. Always keep the Examination Admit Card/Roll No. Slip with you and show it the supervisory staff/inspection team on duty as and when required/demanded.
2. No candidate shall be allowed to carry inside the Examination Hall, any textual material, printed or written, bits of paper or any other material of like nature. If any candidate is found in possession of such material after commencement of examination- whether in use or not- he/she is liable to be disqualified. Cellular phones, pager and other Electronic devices are not allowed during the examination. Candidates must deposit these items in the custody of the supervisory staff well before the commencement of the Examination.
3. A candidate, who reports after 30 minutes of the commencement of the Examination, shall not be permitted to take the Examination.
4. Write your Roll No./Enrollment No. neatly and correctly on the right side of Answer Book in the box shown below the caption "To be filled by the candidate".
5. Write carefully the Name of Examination, Name of the Subject, Name of Paper/Course, Date of Examination at two places viz on the right side and on the left side of the cover page of the Answer Book at the space provided for purpose.
6. Mention the same Question No. against the answer of a question as given in the Question paper.
7. **After the declaration of result**, if the result of any candidate is captioned as PMA/LO/IR/DE/, he/she should immediately bring it to the notice of the Tabulation Section of Examination Wing within 15 days positively, failing which no claim whatsoever shall be entertained.
8. If a candidate appears in the subject/paper in which He/She is not otherwise eligible, His/Her examination to that subject/paper shall stand automatically cancelled and the candidate will have no claim whatsoever.






# University of Kashmir, Srinagar

## Admit Card

UG 5TH & 6TH Semester Backlog Examination Batch-2015.

<b>Course:</b>	<b>BA</b>	<b>Roll No:</b>	<b>20564753</b>
<b>Session:</b>	Bi-Ann	<b>Year:</b>	2020
<b>Name of the Candidate:</b>	AADIL HASSAN DAR		
<b>Son/Daughter of:</b>	GH HASSAN DAR		
<b>Centre No:</b>	1		
<b>Name of the Centre:</b>	GOVT DEGREE COLLEGE, ANANTNAG (BOYS)		
<b>Subject(s) in which to be Examined:</b>	ED05		

Please admit the candidate (Provisionally) in the center for the subjects(s) mentioned in the statement to be held on the dates as given in the Date Sheet

**Sd/-**  
**Deputy controller of Examination**

### Important Examination and Result Guidelines:

While attempting your question paper in the examination hall, you have to strictly abide by various instructions which are printed on the cover page of each Answer Book. Some of the important guidelines are reproduced here for your benefit.

**Note: The appearance of the candidate is purely on provisional basis subject to determination of eligibility**

1. Always keep the Examination Admit Card/Roll No. Slip with you and show it the supervisory staff/inspection team on duty as and when required/demanded.
2. No candidate shall be allowed to carry inside the Examination Hall, any textual material, printed or written, bits of paper or any other material of like nature. If any candidate is found in possession of such material after commencement of examination- whether in use or not- he/she is liable to be disqualified. Cellular phones, pager and other Electronic devices are not allowed during the examination. Candidates must deposit these items in the custody of the supervisory staff well before the commencement of the Examination.
3. A candidate, who reports after 30 minutes of the commencement of the Examination, shall not be permitted to take the Examination.
4. Write your Roll No./Enrollment No. neatly and correctly on the right side of Answer Book in the box shown below the caption "To be filled by the candidate".
5. Write carefully the Name of Examination, Name of the Subject, Name of Paper/Course, Date of Examination at two places viz on the right side and on the left side of the cover page of the Answer Book at the space provided for purpose.
6. Mention the same Question No. against the answer of a question as given in the Question paper.
7. **After the declaration of result**, if the result of any candidate is captioned as PMA/LO/IR/DE/, he/she should immediately bring it to the notice of the Tabulation Section of Examination Wing within 15 days positively, failing which no claim whatsoever shall be entertained.
8. If a candidate appears in the subject/paper in which He/She is not otherwise eligible, His/Her examination to that subject/paper shall stand automatically cancelled and the candidate will have no claim whatsoever.



# University of Kashmir, Srinagar

## Admit Card

UG 5TH & 6TH Semester Backlog Examination Batch-2015.

<b>Course:</b>	<b>BA</b>	<b>Roll No:</b>	<b>20564754</b>
<b>Session:</b>	<b>Bi-Ann</b>	<b>Year:</b>	<b>2020</b>
<b>Name of the Candidate:</b>	UMER ALTAF LONE		
<b>Son/Daughter of:</b>	MOHAMMAD ALTAF LONE		
<b>Centre No:</b>	1		
<b>Name of the Centre:</b>	GOVT DEGREE COLLEGE, ANANTNAG (BOYS)		
<b>Subject(s) in which to be Examined:</b>	IS05		



Please admit the candidate (Provisionally) in the center for the subjects(s) mentioned in the statement to be held on the dates as given in the Date Sheet

**Sd/-**  
**Deputy controller of Examination**

### Important Examination and Result Guidelines:

While attempting your question paper in the examination hall, you have to strictly abide by various instructions which are printed on the cover page of each Answer Book. Some of the important guidelines are reproduced here for your benefit.

**Note: The appearance of the candidate is purely on provisional basis subject to determination of eligibility**

1. Always keep the Examination Admit Card/Roll No. Slip with you and show it the supervisory staff/inspection team on duty as and when required/demanded.
2. No candidate shall be allowed to carry inside the Examination Hall, any textual material, printed or written, bits of paper or any other material of like nature. If any candidate is found in possession of such material after commencement of examination- whether in use or not- he/she is liable to be disqualified. Cellular phones, pager and other Electronic devices are not allowed during the examination. Candidates must deposit these items in the custody of the supervisory staff well before the commencement of the Examination.
3. A candidate, who reports after 30 minutes of the commencement of the Examination, shall not be permitted to take the Examination.
4. Write your Roll No./Enrollment No. neatly and correctly on the right side of Answer Book in the box shown below the caption "To be filled by the candidate".
5. Write carefully the Name of Examination, Name of the Subject, Name of Paper/Course, Date of Examination at two places viz on the right side and on the left side of the cover page of the Answer Book at the space provided for purpose.
6. Mention the same Question No. against the answer of a question as given in the Question paper.
7. **After the declaration of result**, if the result of any candidate is captioned as PMA/LO/IR/DE/, he/she should immediately bring it to the notice of the Tabulation Section of Examination Wing within 15 days positively, failing which no claim whatsoever shall be entertained.
8. If a candidate appears in the subject/paper in which He/She is not otherwise eligible, His/Her examination to that subject/paper shall stand automatically cancelled and the candidate will have no claim whatsoever.



# University of Kashmir, Srinagar

## Admit Card

UG 5TH & 6TH Semester Backlog Examination Batch-2015.

<b>Course:</b>	<b>BA</b>	<b>Roll No:</b>	<b>20564755</b>
<b>Session:</b>	<b>Bi-Ann</b>	<b>Year:</b>	<b>2020</b>
<b>Name of the Candidate:</b>	SAIMA AKHTER		
<b>Son/Daughter of:</b>	BASHIR AHMAD BODA		
<b>Centre No:</b>	1		
<b>Name of the Centre:</b>	GOVT DEGREE COLLEGE, ANANTNAG (BOYS)		
<b>Subject(s) in which to be Examined:</b>	ENG05-PS05-IS05-ENG06-IS06		



Please admit the candidate (Provisionally) in the center for the subjects(s) mentioned in the statement to be held on the dates as given in the Date Sheet

**Sd/-**  
**Deputy controller of Examination**

### Important Examination and Result Guidelines:

While attempting your question paper in the examination hall, you have to strictly abide by various instructions which are printed on the cover page of each Answer Book. Some of the important guidelines are reproduced here for your benefit.

**Note: The appearance of the candidate is purely on provisional basis subject to determination of eligibility**


1. Always keep the Examination Admit Card/Roll No. Slip with you and show it the supervisory staff/inspection team on duty as and when required/demanded.
2. No candidate shall be allowed to carry inside the Examination Hall, any textual material, printed or written, bits of paper or any other material of like nature. If any candidate is found in possession of such material after commencement of examination- whether in use or not- he/she is liable to be disqualified. Cellular phones, pager and other Electronic devices are not allowed during the examination. Candidates must deposit these items in the custody of the supervisory staff well before the commencement of the Examination.
3. A candidate, who reports after 30 minutes of the commencement of the Examination, shall not be permitted to take the Examination.
4. Write your Roll No./Enrollment No. neatly and correctly on the right side of Answer Book in the box shown below the caption "To be filled by the candidate".
5. Write carefully the Name of Examination, Name of the Subject, Name of Paper/Course, Date of Examination at two places viz on the right side and on the left side of the cover page of the Answer Book at the space provided for purpose.
6. Mention the same Question No. against the answer of a question as given in the Question paper.
7. **After the declaration of result**, if the result of any candidate is captioned as PMA/LO/IR/DE/, he/she should immediately bring it to the notice of the Tabulation Section of Examination Wing within 15 days positively, failing which no claim whatsoever shall be entertained.
8. If a candidate appears in the subject/paper in which He/She is not otherwise eligible, His/Her examination to that subject/paper shall stand automatically cancelled and the candidate will have no claim whatsoever.



# University of Kashmir, Srinagar

## Admit Card

UG 5TH & 6TH Semester Backlog Examination Batch-2015.

<b>Course:</b>	<b>BA</b>	<b>Roll No:</b>	<b>20564756</b>
<b>Session:</b>	<b>Bi-Ann</b>	<b>Year:</b>	<b>2020</b>
<b>Name of the Candidate:</b>	JAHANGIR AHMAD BHAT		 16/06/2015
<b>Son/Daughter of:</b>	MOHMMAD RAFIQ BHAT		
<b>Centre No:</b>	1		
<b>Name of the Centre:</b>	GOVT DEGREE COLLEGE, ANANTNAG (BOYS)		
<b>Subject(s) in which to be Examined:</b>	IS05-ENG06-IS06		

Please admit the candidate (Provisionally) in the center for the subjects(s) mentioned in the statement to be held on the dates as given in the Date Sheet

**Sd/-**  
**Deputy controller of Examination**

### Important Examination and Result Guidelines:

While attempting your question paper in the examination hall, you have to strictly abide by various instructions which are printed on the cover page of each Answer Book. Some of the important guidelines are reproduced here for your benefit.

**Note: The appearance of the candidate is purely on provisional basis subject to determination of eligibility**

1. Always keep the Examination Admit Card/Roll No. Slip with you and show it the supervisory staff/inspection team on duty as and when required/demanded.
2. No candidate shall be allowed to carry inside the Examination Hall, any textual material, printed or written, bits of paper or any other material of like nature. If any candidate is found in possession of such material after commencement of examination- whether in use or not- he/she is liable to be disqualified. Cellular phones, pager and other Electronic devices are not allowed during the examination. Candidates must deposit these items in the custody of the supervisory staff well before the commencement of the Examination.
3. A candidate, who reports after 30 minutes of the commencement of the Examination, shall not be permitted to take the Examination.
4. Write your Roll No./Enrollment No. neatly and correctly on the right side of Answer Book in the box shown below the caption "To be filled by the candidate".
5. Write carefully the Name of Examination, Name of the Subject, Name of Paper/Course, Date of Examination at two places viz on the right side and on the left side of the cover page of the Answer Book at the space provided for purpose.
6. Mention the same Question No. against the answer of a question as given in the Question paper.
7. **After the declaration of result**, if the result of any candidate is captioned as PMA/LO/IR/DE/, he/she should immediately bring it to the notice of the Tabulation Section of Examination Wing within 15 days positively, failing which no claim whatsoever shall be entertained.
8. If a candidate appears in the subject/paper in which He/She is not otherwise eligible, His/Her examination to that subject/paper shall stand automatically cancelled and the candidate will have no claim whatsoever.



# University of Kashmir, Srinagar

## Admit Card

UG 5TH & 6TH Semester Backlog Examination Batch-2015.

<b>Course:</b>	<b>BA</b>	<b>Roll No:</b>	<b>20564757</b>
<b>Session:</b>	<b>Bi-Ann</b>	<b>Year:</b>	<b>2020</b>
<b>Name of the Candidate:</b>	TOWSEEF AHMAD KHAN		
<b>Son/Daughter of:</b>	GH MOHD KHAN		
<b>Centre No:</b>	1		
<b>Name of the Centre:</b>	GOVT DEGREE COLLEGE, ANANTNAG (BOYS)		
<b>Subject(s) in which to be Examined:</b>	ENG05-HS05		



Please admit the candidate (Provisionally) in the center for the subjects(s) mentioned in the statement to be held on the dates as given in the Date Sheet

**Sd/-**  
**Deputy controller of Examination**

### Important Examination and Result Guidelines:

While attempting your question paper in the examination hall, you have to strictly abide by various instructions which are printed on the cover page of each Answer Book. Some of the important guidelines are reproduced here for your benefit.

**Note: The appearance of the candidate is purely on provisional basis subject to determination of eligibility**

1. Always keep the Examination Admit Card/Roll No. Slip with you and show it the supervisory staff/inspection team on duty as and when required/demanded.
2. No candidate shall be allowed to carry inside the Examination Hall, any textual material, printed or written, bits of paper or any other material of like nature. If any candidate is found in possession of such material after commencement of examination- whether in use or not- he/she is liable to be disqualified. Cellular phones, pager and other Electronic devices are not allowed during the examination. Candidates must deposit these items in the custody of the supervisory staff well before the commencement of the Examination.
3. A candidate, who reports after 30 minutes of the commencement of the Examination, shall not be permitted to take the Examination.
4. Write your Roll No./Enrollment No. neatly and correctly on the right side of Answer Book in the box shown below the caption "To be filled by the candidate".
5. Write carefully the Name of Examination, Name of the Subject, Name of Paper/Course, Date of Examination at two places viz on the right side and on the left side of the cover page of the Answer Book at the space provided for purpose.
6. Mention the same Question No. against the answer of a question as given in the Question paper.
7. **After the declaration of result**, if the result of any candidate is captioned as PMA/LO/IR/DE/, he/she should immediately bring it to the notice of the Tabulation Section of Examination Wing within 15 days positively, failing which no claim whatsoever shall be entertained.
8. If a candidate appears in the subject/paper in which He/She is not otherwise eligible, His/Her examination to that subject/paper shall stand automatically cancelled and the candidate will have no claim whatsoever.



# University of Kashmir, Srinagar

## Admit Card

UG 5TH & 6TH Semester Backlog Examination Batch-2015.

<b>Course:</b>	<b>BA</b>	<b>Roll No:</b>	<b>20564758</b>
<b>Session:</b>	Bi-Ann	<b>Year:</b>	2020
<b>Name of the Candidate:</b>	UMAR ZAHID		
<b>Son/Daughter of:</b>	MOHAMMAD RAMZAN SOFI		
<b>Centre No:</b>	1		
<b>Name of the Centre:</b>	GOVT DEGREE COLLEGE, ANANTNAG (BOYS)		
<b>Subject(s) in which to be Examined:</b>	HS05-IS05-PS05-HS06-IS06-PS06		



Please admit the candidate (Provisionally) in the center for the subjects(s) mentioned in the statement to be held on the dates as given in the Date Sheet

**Sd/-**  
**Deputy controller of Examination**

### Important Examination and Result Guidelines:

While attempting your question paper in the examination hall, you have to strictly abide by various instructions which are printed on the cover page of each Answer Book. Some of the important guidelines are reproduced here for your benefit.

**Note: The appearance of the candidate is purely on provisional basis subject to determination of eligibility**

1. Always keep the Examination Admit Card/Roll No. Slip with you and show it the supervisory staff/inspection team on duty as and when required/demanded.
2. No candidate shall be allowed to carry inside the Examination Hall, any textual material, printed or written, bits of paper or any other material of like nature. If any candidate is found in possession of such material after commencement of examination- whether in use or not- he/she is liable to be disqualified. Cellular phones, pager and other Electronic devices are not allowed during the examination. Candidates must deposit these items in the custody of the supervisory staff well before the commencement of the Examination.
3. A candidate, who reports after 30 minutes of the commencement of the Examination, shall not be permitted to take the Examination.
4. Write your Roll No./Enrollment No. neatly and correctly on the right side of Answer Book in the box shown below the caption "To be filled by the candidate".
5. Write carefully the Name of Examination, Name of the Subject, Name of Paper/Course, Date of Examination at two places viz on the right side and on the left side of the cover page of the Answer Book at the space provided for purpose.
6. Mention the same Question No. against the answer of a question as given in the Question paper.
7. **After the declaration of result**, if the result of any candidate is captioned as PMA/LO/IR/DE/, he/she should immediately bring it to the notice of the Tabulation Section of Examination Wing within 15 days positively, failing which no claim whatsoever shall be entertained.
8. If a candidate appears in the subject/paper in which He/She is not otherwise eligible, His/Her examination to that subject/paper shall stand automatically cancelled and the candidate will have no claim whatsoever.




# University of Kashmir, Srinagar

## Admit Card

UG 5TH & 6TH Semester Backlog Examination Batch-2015.

<b>Course:</b>	<b>BA</b>	<b>Roll No:</b>	<b>20564759</b>
<b>Session:</b>	<b>Bi-Ann</b>	<b>Year:</b>	<b>2020</b>
<b>Name of the Candidate:</b>	NUZHAT RASHID		
<b>Son/Daughter of:</b>	ABDUL RASHID MIR		
<b>Centre No:</b>	1		
<b>Name of the Centre:</b>	GOVT DEGREE COLLEGE, ANANTNAG (BOYS)		
<b>Subject(s) in which to be Examined:</b>	ED05-ED06		



Please admit the candidate (Provisionally) in the center for the subjects(s) mentioned in the statement to be held on the dates as given in the Date Sheet

**Sd/-**  
**Deputy controller of Examination**

### Important Examination and Result Guidelines:

While attempting your question paper in the examination hall, you have to strictly abide by various instructions which are printed on the cover page of each Answer Book. Some of the important guidelines are reproduced here for your benefit.

**Note: The appearance of the candidate is purely on provisional basis subject to determination of eligibility**


1. Always keep the Examination Admit Card/Roll No. Slip with you and show it the supervisory staff/inspection team on duty as and when required/demanded.
2. No candidate shall be allowed to carry inside the Examination Hall, any textual material, printed or written, bits of paper or any other material of like nature. If any candidate is found in possession of such material after commencement of examination- whether in use or not- he/she is liable to be disqualified. Cellular phones, pager and other Electronic devices are not allowed during the examination. Candidates must deposit these items in the custody of the supervisory staff well before the commencement of the Examination.
3. A candidate, who reports after 30 minutes of the commencement of the Examination, shall not be permitted to take the Examination.
4. Write your Roll No./Enrollment No. neatly and correctly on the right side of Answer Book in the box shown below the caption "To be filled by the candidate".
5. Write carefully the Name of Examination, Name of the Subject, Name of Paper/Course, Date of Examination at two places viz on the right side and on the left side of the cover page of the Answer Book at the space provided for purpose.
6. Mention the same Question No. against the answer of a question as given in the Question paper.
7. **After the declaration of result**, if the result of any candidate is captioned as PMA/LO/IR/DE/, he/she should immediately bring it to the notice of the Tabulation Section of Examination Wing within 15 days positively, failing which no claim whatsoever shall be entertained.
8. If a candidate appears in the subject/paper in which He/She is not otherwise eligible, His/Her examination to that subject/paper shall stand automatically cancelled and the candidate will have no claim whatsoever.



# University of Kashmir, Srinagar

## Admit Card

UG 5TH & 6TH Semester Backlog Examination Batch-2015.

<b>Course:</b>	<b>BA</b>	<b>Roll No:</b>	<b>20564760</b>
<b>Session:</b>	<b>Bi-Ann</b>	<b>Year:</b>	<b>2020</b>
<b>Name of the Candidate:</b>	ARIF RASHID WANI		
<b>Son/Daughter of:</b>	AB RASHID WANI		
<b>Centre No:</b>	1		
<b>Name of the Centre:</b>	GOVT DEGREE COLLEGE, ANANTNAG (BOYS)		
<b>Subject(s) in which to be Examined:</b>	IS05-ED06-IS06		

Please admit the candidate (Provisionally) in the center for the subjects(s) mentioned in the statement to be held on the dates as given in the Date Sheet

**Sd/-**  
**Deputy controller of Examination**

### Important Examination and Result Guidelines:

While attempting your question paper in the examination hall, you have to strictly abide by various instructions which are printed on the cover page of each Answer Book. Some of the important guidelines are reproduced here for your benefit.

**Note: The appearance of the candidate is purely on provisional basis subject to determination of eligibility**

1. Always keep the Examination Admit Card/Roll No. Slip with you and show it the supervisory staff/inspection team on duty as and when required/demanded.
2. No candidate shall be allowed to carry inside the Examination Hall, any textual material, printed or written, bits of paper or any other material of like nature. If any candidate is found in possession of such material after commencement of examination- whether in use or not- he/she is liable to be disqualified. Cellular phones, pager and other Electronic devices are not allowed during the examination. Candidates must deposit these items in the custody of the supervisory staff well before the commencement of the Examination.
3. A candidate, who reports after 30 minutes of the commencement of the Examination, shall not be permitted to take the Examination.
4. Write your Roll No./Enrollment No. neatly and correctly on the right side of Answer Book in the box shown below the caption "To be filled by the candidate".
5. Write carefully the Name of Examination, Name of the Subject, Name of Paper/Course, Date of Examination at two places viz on the right side and on the left side of the cover page of the Answer Book at the space provided for purpose.
6. Mention the same Question No. against the answer of a question as given in the Question paper.
7. **After the declaration of result**, if the result of any candidate is captioned as PMA/LO/IR/DE/, he/she should immediately bring it to the notice of the Tabulation Section of Examination Wing within 15 days positively, failing which no claim whatsoever shall be entertained.
8. If a candidate appears in the subject/paper in which He/She is not otherwise eligible, His/Her examination to that subject/paper shall stand automatically cancelled and the candidate will have no claim whatsoever.






# University of Kashmir, Srinagar

## Admit Card

UG 5TH & 6TH Semester Backlog Examination Batch-2015.

<b>Course:</b>	<b>BA</b>	<b>Roll No:</b>	<b>20564761</b>
<b>Session:</b>	<b>Bi-Ann</b>	<b>Year:</b>	<b>2020</b>
<b>Name of the Candidate:</b>	ISHFAQ MOHD		
<b>Son/Daughter of:</b>	GH MOHD WANI		
<b>Centre No:</b>	1		
<b>Name of the Centre:</b>	GOVT DEGREE COLLEGE, ANANTNAG (BOYS)		
<b>Subject(s) in which to be Examined:</b>	SO05-		

Please admit the candidate (Provisionally) in the center for the subjects(s) mentioned in the statement to be held on the dates as given in the Date Sheet

**Sd/-**  
**Deputy controller of Examination**

### Important Examination and Result Guidelines:

While attempting your question paper in the examination hall, you have to strictly abide by various instructions which are printed on the cover page of each Answer Book. Some of the important guidelines are reproduced here for your benefit.

**Note: The appearance of the candidate is purely on provisional basis subject to determination of eligibility**


1. Always keep the Examination Admit Card/Roll No. Slip with you and show it the supervisory staff/inspection team on duty as and when required/demanded.
2. No candidate shall be allowed to carry inside the Examination Hall, any textual material, printed or written, bits of paper or any other material of like nature. If any candidate is found in possession of such material after commencement of examination- whether in use or not- he/she is liable to be disqualified. Cellular phones, pager and other Electronic devices are not allowed during the examination. Candidates must deposit these items in the custody of the supervisory staff well before the commencement of the Examination.
3. A candidate, who reports after 30 minutes of the commencement of the Examination, shall not be permitted to take the Examination.
4. Write your Roll No./Enrollment No. neatly and correctly on the right side of Answer Book in the box shown below the caption "To be filled by the candidate".
5. Write carefully the Name of Examination, Name of the Subject, Name of Paper/Course, Date of Examination at two places viz on the right side and on the left side of the cover page of the Answer Book at the space provided for purpose.
6. Mention the same Question No. against the answer of a question as given in the Question paper.
7. **After the declaration of result**, if the result of any candidate is captioned as PMA/LO/IR/DE/, he/she should immediately bring it to the notice of the Tabulation Section of Examination Wing within 15 days positively, failing which no claim whatsoever shall be entertained.
8. If a candidate appears in the subject/paper in which He/She is not otherwise eligible, His/Her examination to that subject/paper shall stand automatically cancelled and the candidate will have no claim whatsoever.



# University of Kashmir, Srinagar

## Admit Card

UG 5TH & 6TH Semester Backlog Examination Batch-2015.

<b>Course:</b>	<b>BA</b>	<b>Roll No:</b>	<b>20564762</b>
<b>Session:</b>	<b>Bi-Ann</b>	<b>Year:</b>	<b>2020</b>
<b>Name of the Candidate:</b>	<b>MUDASAR HASSAN</b>		
<b>Son/Daughter of:</b>	<b>GH HASSAN GANIE</b>		
<b>Centre No:</b>	<b>1</b>		
<b>Name of the Centre:</b>	<b>GOVT DEGREE COLLEGE, ANANTNAG (BOYS)</b>		
<b>Subject(s) in which to be Examined:</b>	<b>ENG05-UR05-AR05--ED06</b>		

Please admit the candidate (Provisionally) in the center for the subjects(s) mentioned in the statement to be held on the dates as given in the Date Sheet

**Sd/-**  
**Deputy controller of Examination**

### Important Examination and Result Guidelines:

While attempting your question paper in the examination hall, you have to strictly abide by various instructions which are printed on the cover page of each Answer Book. Some of the important guidelines are reproduced here for your benefit.

**Note: The appearance of the candidate is purely on provisional basis subject to determination of eligibility**


1. Always keep the Examination Admit Card/Roll No. Slip with you and show it the supervisory staff/inspection team on duty as and when required/demanded.
2. No candidate shall be allowed to carry inside the Examination Hall, any textual material, printed or written, bits of paper or any other material of like nature. If any candidate is found in possession of such material after commencement of examination- whether in use or not- he/she is liable to be disqualified. Cellular phones, pager and other Electronic devices are not allowed during the examination. Candidates must deposit these items in the custody of the supervisory staff well before the commencement of the Examination.
3. A candidate, who reports after 30 minutes of the commencement of the Examination, shall not be permitted to take the Examination.
4. Write your Roll No./Enrollment No. neatly and correctly on the right side of Answer Book in the box shown below the caption "To be filled by the candidate".
5. Write carefully the Name of Examination, Name of the Subject, Name of Paper/Course, Date of Examination at two places viz on the right side and on the left side of the cover page of the Answer Book at the space provided for purpose.
6. Mention the same Question No. against the answer of a question as given in the Question paper.
7. **After the declaration of result**, if the result of any candidate is captioned as PMA/LO/IR/DE/, he/she should immediately bring it to the notice of the Tabulation Section of Examination Wing within 15 days positively, failing which no claim whatsoever shall be entertained.
8. If a candidate appears in the subject/paper in which He/She is not otherwise eligible, His/Her examination to that subject/paper shall stand automatically cancelled and the candidate will have no claim whatsoever.



# University of Kashmir, Srinagar

## Admit Card

UG 5TH & 6TH Semester Backlog Examination Batch-2015.

<b>Course:</b>	<b>BA</b>	<b>Roll No:</b>	<b>20564763</b>
<b>Session:</b>	<b>Bi-Ann</b>	<b>Year:</b>	<b>2020</b>
<b>Name of the Candidate:</b>	<b>ZAHID ISHAQ</b>		
<b>Son/Daughter of:</b>	<b>MOHD ISHAQ KHANDAY</b>		
<b>Centre No:</b>	<b>1</b>		
<b>Name of the Centre:</b>	<b>GOVT DEGREE COLLEGE, ANANTNAG (BOYS)</b>		
<b>Subject(s) in which to be Examined:</b>	<b>ENG05-ED05-HS05--ENG06-ED06-HS06-SO06-</b>		

Please admit the candidate (Provisionally) in the center for the subjects(s) mentioned in the statement to be held on the dates as given in the Date Sheet

**Sd/-**  
**Deputy controller of Examination**

### Important Examination and Result Guidelines:

While attempting your question paper in the examination hall, you have to strictly abide by various instructions which are printed on the cover page of each Answer Book. Some of the important guidelines are reproduced here for your benefit.

**Note: The appearance of the candidate is purely on provisional basis subject to determination of eligibility**

1. Always keep the Examination Admit Card/Roll No. Slip with you and show it the supervisory staff/inspection team on duty as and when required/demanded.
2. No candidate shall be allowed to carry inside the Examination Hall, any textual material, printed or written, bits of paper or any other material of like nature. If any candidate is found in possession of such material after commencement of examination- whether in use or not- he/she is liable to be disqualified. Cellular phones, pager and other Electronic devices are not allowed during the examination. Candidates must deposit these items in the custody of the supervisory staff well before the commencement of the Examination.
3. A candidate, who reports after 30 minutes of the commencement of the Examination, shall not be permitted to take the Examination.
4. Write your Roll No./Enrollment No. neatly and correctly on the right side of Answer Book in the box shown below the caption "To be filled by the candidate".
5. Write carefully the Name of Examination, Name of the Subject, Name of Paper/Course, Date of Examination at two places viz on the right side and on the left side of the cover page of the Answer Book at the space provided for purpose.
6. Mention the same Question No. against the answer of a question as given in the Question paper.
7. **After the declaration of result**, if the result of any candidate is captioned as PMA/LO/IR/DE/, he/she should immediately bring it to the notice of the Tabulation Section of Examination Wing within 15 days positively, failing which no claim whatsoever shall be entertained.
8. If a candidate appears in the subject/paper in which He/She is not otherwise eligible, His/Her examination to that subject/paper shall stand automatically cancelled and the candidate will have no claim whatsoever.



# University of Kashmir, Srinagar

## Admit Card

UG 5TH & 6TH Semester Backlog Examination Batch-2015.

<b>Course:</b>	<b>BA</b>	<b>Roll No:</b>	<b>20564764</b>
<b>Session:</b>	<b>Bi-Ann</b>	<b>Year:</b>	<b>2020</b>
<b>Name of the Candidate:</b>	SHAKIR AHMAD KHAN		
<b>Son/Daughter of:</b>	NAZIR AHMAD KHAN		
<b>Centre No:</b>	1		
<b>Name of the Centre:</b>	GOVT DEGREE COLLEGE, ANANTNAG (BOYS)		
<b>Subject(s) in which to be Examined:</b>	IS06		



Please admit the candidate (Provisionally) in the center for the subjects(s) mentioned in the statement to be held on the dates as given in the Date Sheet

**Sd/-**  
**Deputy controller of Examination**

### Important Examination and Result Guidelines:

While attempting your question paper in the examination hall, you have to strictly abide by various instructions which are printed on the cover page of each Answer Book. Some of the important guidelines are reproduced here for your benefit.

**Note: The appearance of the candidate is purely on provisional basis subject to determination of eligibility**

1. Always keep the Examination Admit Card/Roll No. Slip with you and show it the supervisory staff/inspection team on duty as and when required/demanded.
2. No candidate shall be allowed to carry inside the Examination Hall, any textual material, printed or written, bits of paper or any other material of like nature. If any candidate is found in possession of such material after commencement of examination- whether in use or not- he/she is liable to be disqualified. Cellular phones, pager and other Electronic devices are not allowed during the examination. Candidates must deposit these items in the custody of the supervisory staff well before the commencement of the Examination.
3. A candidate, who reports after 30 minutes of the commencement of the Examination, shall not be permitted to take the Examination.
4. Write your Roll No./Enrollment No. neatly and correctly on the right side of Answer Book in the box shown below the caption "To be filled by the candidate".
5. Write carefully the Name of Examination, Name of the Subject, Name of Paper/Course, Date of Examination at two places viz on the right side and on the left side of the cover page of the Answer Book at the space provided for purpose.
6. Mention the same Question No. against the answer of a question as given in the Question paper.
7. **After the declaration of result**, if the result of any candidate is captioned as PMA/LO/IR/DE/, he/she should immediately bring it to the notice of the Tabulation Section of Examination Wing within 15 days positively, failing which no claim whatsoever shall be entertained.
8. If a candidate appears in the subject/paper in which He/She is not otherwise eligible, His/Her examination to that subject/paper shall stand automatically cancelled and the candidate will have no claim whatsoever.




# University of Kashmir, Srinagar

## Admit Card

UG 5TH & 6TH Semester Backlog Examination Batch-2015.

<b>Course:</b>	<b>BA</b>	<b>Roll No:</b>	<b>20564765</b>
<b>Session:</b>	<b>Bi-Ann</b>	<b>Year:</b>	<b>2020</b>
<b>Name of the Candidate:</b>	JUNAID AHMAD BHAT		
<b>Son/Daughter of:</b>	BASHIR AHMAD BHAT		
<b>Centre No:</b>	1		
<b>Name of the Centre:</b>	GOVT DEGREE COLLEGE, ANANTNAG (BOYS)		
<b>Subject(s) in which to be Examined:</b>	ENG06		



Please admit the candidate (Provisionally) in the center for the subjects(s) mentioned in the statement to be held on the dates as given in the Date Sheet

Sd/-  
Deputy controller of Examination

### Important Examination and Result Guidelines:

While attempting your question paper in the examination hall, you have to strictly abide by various instructions which are printed on the cover page of each Answer Book. Some of the important guidelines are reproduced here for your benefit.

**Note: The appearance of the candidate is purely on provisional basis subject to determination of eligibility**


1. Always keep the Examination Admit Card/Roll No. Slip with you and show it the supervisory staff/inspection team on duty as and when required/demanded.
2. No candidate shall be allowed to carry inside the Examination Hall, any textual material, printed or written, bits of paper or any other material of like nature. If any candidate is found in possession of such material after commencement of examination- whether in use or not- he/she is liable to be disqualified. Cellular phones, pager and other Electronic devices are not allowed during the examination. Candidates must deposit these items in the custody of the supervisory staff well before the commencement of the Examination.
3. A candidate, who reports after 30 minutes of the commencement of the Examination, shall not be permitted to take the Examination.
4. Write your Roll No./Enrollment No. neatly and correctly on the right side of Answer Book in the box shown below the caption "To be filled by the candidate".
5. Write carefully the Name of Examination, Name of the Subject, Name of Paper/Course, Date of Examination at two places viz on the right side and on the left side of the cover page of the Answer Book at the space provided for purpose.
6. Mention the same Question No. against the answer of a question as given in the Question paper.
7. **After the declaration of result**, if the result of any candidate is captioned as PMA/LO/IR/DE/, he/she should immediately bring it to the notice of the Tabulation Section of Examination Wing within 15 days positively, failing which no claim whatsoever shall be entertained.
8. If a candidate appears in the subject/paper in which He/She is not otherwise eligible, His/Her examination to that subject/paper shall stand automatically cancelled and the candidate will have no claim whatsoever.



# University of Kashmir, Srinagar

## Admit Card

UG 5TH & 6TH Semester Backlog Examination Batch-2015.

<b>Course:</b>	<b>BA</b>	<b>Roll No:</b>	<b>20564766</b>
<b>Session:</b>	<b>Bi-Ann</b>	<b>Year:</b>	<b>2020</b>
<b>Name of the Candidate:</b>	NADEEM UR RASHID		
<b>Son/Daughter of:</b>	AB RASHID MALLA		
<b>Centre No:</b>	1		
<b>Name of the Centre:</b>	GOVT DEGREE COLLEGE, ANANTNAG (BOYS)		
<b>Subject(s) in which to be Examined:</b>	IS06		

Please admit the candidate (Provisionally) in the center for the subjects(s) mentioned in the statement to be held on the dates as given in the Date Sheet

**Sd/-**  
**Deputy controller of Examination**

### Important Examination and Result Guidelines:

While attempting your question paper in the examination hall, you have to strictly abide by various instructions which are printed on the cover page of each Answer Book. Some of the important guidelines are reproduced here for your benefit.

**Note: The appearance of the candidate is purely on provisional basis subject to determination of eligibility**

1. Always keep the Examination Admit Card/Roll No. Slip with you and show it the supervisory staff/inspection team on duty as and when required/demanded.
2. No candidate shall be allowed to carry inside the Examination Hall, any textual material, printed or written, bits of paper or any other material of like nature. If any candidate is found in possession of such material after commencement of examination- whether in use or not- he/she is liable to be disqualified. Cellular phones, pager and other Electronic devices are not allowed during the examination. Candidates must deposit these items in the custody of the supervisory staff well before the commencement of the Examination.
3. A candidate, who reports after 30 minutes of the commencement of the Examination, shall not be permitted to take the Examination.
4. Write your Roll No./Enrollment No. neatly and correctly on the right side of Answer Book in the box shown below the caption "To be filled by the candidate".
5. Write carefully the Name of Examination, Name of the Subject, Name of Paper/Course, Date of Examination at two places viz on the right side and on the left side of the cover page of the Answer Book at the space provided for purpose.
6. Mention the same Question No. against the answer of a question as given in the Question paper.
7. **After the declaration of result**, if the result of any candidate is captioned as PMA/LO/IR/DE/, he/she should immediately bring it to the notice of the Tabulation Section of Examination Wing within 15 days positively, failing which no claim whatsoever shall be entertained.
8. If a candidate appears in the subject/paper in which He/She is not otherwise eligible, His/Her examination to that subject/paper shall stand automatically cancelled and the candidate will have no claim whatsoever.



# University of Kashmir, Srinagar

## Admit Card

UG 5TH & 6TH Semester Backlog Examination Batch-2015.

<b>Course:</b>	<b>BA</b>	<b>Roll No:</b>	<b>20564767</b>
<b>Session:</b>	<b>Bi-Ann</b>	<b>Year:</b>	<b>2020</b>
<b>Name of the Candidate:</b>	TANVEER AHMAD MALIK		
<b>Son/Daughter of:</b>	MOHD RAJAB MALIK		
<b>Centre No:</b>	1		
<b>Name of the Centre:</b>	GOVT DEGREE COLLEGE, ANANTNAG (BOYS)		
<b>Subject(s) in which to be Examined:</b>	IS06		



Please admit the candidate (Provisionally) in the center for the subjects(s) mentioned in the statement to be held on the dates as given in the Date Sheet

**Sd/-**  
**Deputy controller of Examination**

### Important Examination and Result Guidelines:

While attempting your question paper in the examination hall, you have to strictly abide by various instructions which are printed on the cover page of each Answer Book. Some of the important guidelines are reproduced here for your benefit.

**Note: The appearance of the candidate is purely on provisional basis subject to determination of eligibility**

1. Always keep the Examination Admit Card/Roll No. Slip with you and show it the supervisory staff/inspection team on duty as and when required/demanded.
2. No candidate shall be allowed to carry inside the Examination Hall, any textual material, printed or written, bits of paper or any other material of like nature. If any candidate is found in possession of such material after commencement of examination- whether in use or not- he/she is liable to be disqualified. Cellular phones, pager and other Electronic devices are not allowed during the examination. Candidates must deposit these items in the custody of the supervisory staff well before the commencement of the Examination.
3. A candidate, who reports after 30 minutes of the commencement of the Examination, shall not be permitted to take the Examination.
4. Write your Roll No./Enrollment No. neatly and correctly on the right side of Answer Book in the box shown below the caption "To be filled by the candidate".
5. Write carefully the Name of Examination, Name of the Subject, Name of Paper/Course, Date of Examination at two places viz on the right side and on the left side of the cover page of the Answer Book at the space provided for purpose.
6. Mention the same Question No. against the answer of a question as given in the Question paper.
7. **After the declaration of result**, if the result of any candidate is captioned as PMA/LO/IR/DE/, he/she should immediately bring it to the notice of the Tabulation Section of Examination Wing within 15 days positively, failing which no claim whatsoever shall be entertained.
8. If a candidate appears in the subject/paper in which He/She is not otherwise eligible, His/Her examination to that subject/paper shall stand automatically cancelled and the candidate will have no claim whatsoever.



# University of Kashmir, Srinagar

## Admit Card

UG 5TH & 6TH Semester Backlog Examination Batch-2015.

<b>Course:</b>	<b>BA</b>	<b>Roll No:</b>	<b>20564768</b>
<b>Session:</b>	<b>Bi-Ann</b>	<b>Year:</b>	<b>2020</b>
<b>Name of the Candidate:</b>	MOBEENA BANOO		
<b>Son/Daughter of:</b>	MOHD SULTAN CHUND		
<b>Centre No:</b>	1		
<b>Name of the Centre:</b>	GOVT DEGREE COLLEGE, ANANTNAG (BOYS)		
<b>Subject(s) in which to be Examined:</b>	ED06		



Please admit the candidate (Provisionally) in the center for the subjects(s) mentioned in the statement to be held on the dates as given in the Date Sheet

**Sd/-**  
**Deputy controller of Examination**

### Important Examination and Result Guidelines:

While attempting your question paper in the examination hall, you have to strictly abide by various instructions which are printed on the cover page of each Answer Book. Some of the important guidelines are reproduced here for your benefit.

**Note: The appearance of the candidate is purely on provisional basis subject to determination of eligibility**

1. Always keep the Examination Admit Card/Roll No. Slip with you and show it the supervisory staff/inspection team on duty as and when required/demanded.
2. No candidate shall be allowed to carry inside the Examination Hall, any textual material, printed or written, bits of paper or any other material of like nature. If any candidate is found in possession of such material after commencement of examination- whether in use or not- he/she is liable to be disqualified. Cellular phones, pager and other Electronic devices are not allowed during the examination. Candidates must deposit these items in the custody of the supervisory staff well before the commencement of the Examination.
3. A candidate, who reports after 30 minutes of the commencement of the Examination, shall not be permitted to take the Examination.
4. Write your Roll No./Enrollment No. neatly and correctly on the right side of Answer Book in the box shown below the caption "To be filled by the candidate".
5. Write carefully the Name of Examination, Name of the Subject, Name of Paper/Course, Date of Examination at two places viz on the right side and on the left side of the cover page of the Answer Book at the space provided for purpose.
6. Mention the same Question No. against the answer of a question as given in the Question paper.
7. **After the declaration of result**, if the result of any candidate is captioned as PMA/LO/IR/DE/, he/she should immediately bring it to the notice of the Tabulation Section of Examination Wing within 15 days positively, failing which no claim whatsoever shall be entertained.
8. If a candidate appears in the subject/paper in which He/She is not otherwise eligible, His/Her examination to that subject/paper shall stand automatically cancelled and the candidate will have no claim whatsoever.





# University of Kashmir, Srinagar

## Admit Card

UG 5TH & 6TH Semester Backlog Examination Batch-2015.

<b>Course:</b>	<b>BA</b>	<b>Roll No:</b>	<b>20564769</b>
<b>Session:</b>	<b>Bi-Ann</b>	<b>Year:</b>	<b>2020</b>
<b>Name of the Candidate:</b>	AMIR HUSSAIN DAR		
<b>Son/Daughter of:</b>	GULL MOHAMMAD DAR		
<b>Centre No:</b>	1		
<b>Name of the Centre:</b>	GOVT DEGREE COLLEGE, ANANTNAG (BOYS)		
<b>Subject(s) in which to be Examined:</b>	IS06		



Please admit the candidate (Provisionally) in the center for the subjects(s) mentioned in the statement to be held on the dates as given in the Date Sheet

**Sd/-**  
**Deputy controller of Examination**

### Important Examination and Result Guidelines:

While attempting your question paper in the examination hall, you have to strictly abide by various instructions which are printed on the cover page of each Answer Book. Some of the important guidelines are reproduced here for your benefit.

**Note: The appearance of the candidate is purely on provisional basis subject to determination of eligibility**

1. Always keep the Examination Admit Card/Roll No. Slip with you and show it the supervisory staff/inspection team on duty as and when required/demanded.
2. No candidate shall be allowed to carry inside the Examination Hall, any textual material, printed or written, bits of paper or any other material of like nature. If any candidate is found in possession of such material after commencement of examination- whether in use or not- he/she is liable to be disqualified. Cellular phones, pager and other Electronic devices are not allowed during the examination. Candidates must deposit these items in the custody of the supervisory staff well before the commencement of the Examination.
3. A candidate, who reports after 30 minutes of the commencement of the Examination, shall not be permitted to take the Examination.
4. Write your Roll No./Enrollment No. neatly and correctly on the right side of Answer Book in the box shown below the caption "To be filled by the candidate".
5. Write carefully the Name of Examination, Name of the Subject, Name of Paper/Course, Date of Examination at two places viz on the right side and on the left side of the cover page of the Answer Book at the space provided for purpose.
6. Mention the same Question No. against the answer of a question as given in the Question paper.
7. **After the declaration of result**, if the result of any candidate is captioned as PMA/LO/IR/DE/, he/she should immediately bring it to the notice of the Tabulation Section of Examination Wing within 15 days positively, failing which no claim whatsoever shall be entertained.
8. If a candidate appears in the subject/paper in which He/She is not otherwise eligible, His/Her examination to that subject/paper shall stand automatically cancelled and the candidate will have no claim whatsoever.



# University of Kashmir, Srinagar

## Admit Card

UG 5TH & 6TH Semester Backlog Examination Batch-2015.

<b>Course:</b>	<b>BA</b>	<b>Roll No:</b>	<b>20564770</b>
<b>Session:</b>	<b>Bi-Ann</b>	<b>Year:</b>	<b>2020</b>
<b>Name of the Candidate:</b>	JAHANGIR AMIN		
<b>Son/Daughter of:</b>	MOHD AMIN MALIK		
<b>Centre No:</b>	1		
<b>Name of the Centre:</b>	GOVT DEGREE COLLEGE, ANANTNAG (BOYS)		
<b>Subject(s) in which to be Examined:</b>	ED06		



Please admit the candidate (Provisionally) in the center for the subjects(s) mentioned in the statement to be held on the dates as given in the Date Sheet

**Sd/-**  
**Deputy controller of Examination**

### Important Examination and Result Guidelines:

While attempting your question paper in the examination hall, you have to strictly abide by various instructions which are printed on the cover page of each Answer Book. Some of the important guidelines are reproduced here for your benefit.

**Note: The appearance of the candidate is purely on provisional basis subject to determination of eligibility**


1. Always keep the Examination Admit Card/Roll No. Slip with you and show it the supervisory staff/inspection team on duty as and when required/demanded.
2. No candidate shall be allowed to carry inside the Examination Hall, any textual material, printed or written, bits of paper or any other material of like nature. If any candidate is found in possession of such material after commencement of examination- whether in use or not- he/she is liable to be disqualified. Cellular phones, pager and other Electronic devices are not allowed during the examination. Candidates must deposit these items in the custody of the supervisory staff well before the commencement of the Examination.
3. A candidate, who reports after 30 minutes of the commencement of the Examination, shall not be permitted to take the Examination.
4. Write your Roll No./Enrollment No. neatly and correctly on the right side of Answer Book in the box shown below the caption "To be filled by the candidate".
5. Write carefully the Name of Examination, Name of the Subject, Name of Paper/Course, Date of Examination at two places viz on the right side and on the left side of the cover page of the Answer Book at the space provided for purpose.
6. Mention the same Question No. against the answer of a question as given in the Question paper.
7. **After the declaration of result**, if the result of any candidate is captioned as PMA/LO/IR/DE/, he/she should immediately bring it to the notice of the Tabulation Section of Examination Wing within 15 days positively, failing which no claim whatsoever shall be entertained.
8. If a candidate appears in the subject/paper in which He/She is not otherwise eligible, His/Her examination to that subject/paper shall stand automatically cancelled and the candidate will have no claim whatsoever.



# University of Kashmir, Srinagar

## Admit Card

UG 5TH & 6TH Semester Backlog Examination Batch-2015.

<b>Course:</b>	<b>BA</b>	<b>Roll No:</b>	<b>20564771</b>
<b>Session:</b>	<b>Bi-Ann</b>	<b>Year:</b>	<b>2020</b>
<b>Name of the Candidate:</b>	SHAKEEL SHAHID RAMZAN		
<b>Son/Daughter of:</b>	MOHMMAD RAMZAN LONE		
<b>Centre No:</b>	1		
<b>Name of the Centre:</b>	GOVT DEGREE COLLEGE, ANANTNAG (BOYS)		
<b>Subject(s) in which to be Examined:</b>	IS06		

Please admit the candidate (Provisionally) in the center for the subjects(s) mentioned in the statement to be held on the dates as given in the Date Sheet

**Sd/-**  
**Deputy controller of Examination**

### Important Examination and Result Guidelines:

While attempting your question paper in the examination hall, you have to strictly abide by various instructions which are printed on the cover page of each Answer Book. Some of the important guidelines are reproduced here for your benefit.

**Note: The appearance of the candidate is purely on provisional basis subject to determination of eligibility**

1. Always keep the Examination Admit Card/Roll No. Slip with you and show it the supervisory staff/inspection team on duty as and when required/demanded.
2. No candidate shall be allowed to carry inside the Examination Hall, any textual material, printed or written, bits of paper or any other material of like nature. If any candidate is found in possession of such material after commencement of examination- whether in use or not- he/she is liable to be disqualified. Cellular phones, pager and other Electronic devices are not allowed during the examination. Candidates must deposit these items in the custody of the supervisory staff well before the commencement of the Examination.
3. A candidate, who reports after 30 minutes of the commencement of the Examination, shall not be permitted to take the Examination.
4. Write your Roll No./Enrollment No. neatly and correctly on the right side of Answer Book in the box shown below the caption "To be filled by the candidate".
5. Write carefully the Name of Examination, Name of the Subject, Name of Paper/Course, Date of Examination at two places viz on the right side and on the left side of the cover page of the Answer Book at the space provided for purpose.
6. Mention the same Question No. against the answer of a question as given in the Question paper.
7. **After the declaration of result**, if the result of any candidate is captioned as PMA/LO/IR/DE/, he/she should immediately bring it to the notice of the Tabulation Section of Examination Wing within 15 days positively, failing which no claim whatsoever shall be entertained.
8. If a candidate appears in the subject/paper in which He/She is not otherwise eligible, His/Her examination to that subject/paper shall stand automatically cancelled and the candidate will have no claim whatsoever.



# University of Kashmir, Srinagar

## Admit Card

UG 5TH & 6TH Semester Backlog Examination Batch-2015.

<b>Course:</b>	<b>BA</b>	<b>Roll No:</b>	<b>20564772</b>
<b>Session:</b>	<b>Bi-Ann</b>	<b>Year:</b>	<b>2020</b>
<b>Name of the Candidate:</b>	ADIL KHURSHEED		
<b>Son/Daughter of:</b>	KHURSHEED AHMAD BHAT		
<b>Centre No:</b>	1		
<b>Name of the Centre:</b>	GOVT DEGREE COLLEGE, ANANTNAG (BOYS)		
<b>Subject(s) in which to be Examined:</b>	ED06		



Please admit the candidate (Provisionally) in the center for the subjects(s) mentioned in the statement to be held on the dates as given in the Date Sheet

**Sd/-**  
**Deputy controller of Examination**

### Important Examination and Result Guidelines:

While attempting your question paper in the examination hall, you have to strictly abide by various instructions which are printed on the cover page of each Answer Book. Some of the important guidelines are reproduced here for your benefit.

**Note: The appearance of the candidate is purely on provisional basis subject to determination of eligibility**

1. Always keep the Examination Admit Card/Roll No. Slip with you and show it the supervisory staff/inspection team on duty as and when required/demanded.
2. No candidate shall be allowed to carry inside the Examination Hall, any textual material, printed or written, bits of paper or any other material of like nature. If any candidate is found in possession of such material after commencement of examination- whether in use or not- he/she is liable to be disqualified. Cellular phones, pager and other Electronic devices are not allowed during the examination. Candidates must deposit these items in the custody of the supervisory staff well before the commencement of the Examination.
3. A candidate, who reports after 30 minutes of the commencement of the Examination, shall not be permitted to take the Examination.
4. Write your Roll No./Enrollment No. neatly and correctly on the right side of Answer Book in the box shown below the caption "To be filled by the candidate".
5. Write carefully the Name of Examination, Name of the Subject, Name of Paper/Course, Date of Examination at two places viz on the right side and on the left side of the cover page of the Answer Book at the space provided for purpose.
6. Mention the same Question No. against the answer of a question as given in the Question paper.
7. **After the declaration of result**, if the result of any candidate is captioned as PMA/LO/IR/DE/, he/she should immediately bring it to the notice of the Tabulation Section of Examination Wing within 15 days positively, failing which no claim whatsoever shall be entertained.
8. If a candidate appears in the subject/paper in which He/She is not otherwise eligible, His/Her examination to that subject/paper shall stand automatically cancelled and the candidate will have no claim whatsoever.



# University of Kashmir, Srinagar

## Admit Card

UG 5TH & 6TH Semester Backlog Examination Batch-2015.

<b>Course:</b>	<b>BA</b>	<b>Roll No:</b>	<b>20564773</b>
<b>Session:</b>	<b>Bi-Ann</b>	<b>Year:</b>	<b>2020</b>
<b>Name of the Candidate:</b>	SHEERAZ AHMAD MATOO		
<b>Son/Daughter of:</b>	MOHD MAQBOOL MATOO		
<b>Centre No:</b>	1		
<b>Name of the Centre:</b>	GOVT DEGREE COLLEGE, ANANTNAG (BOYS)		
<b>Subject(s) in which to be Examined:</b>	HS06		



Please admit the candidate (Provisionally) in the center for the subjects(s) mentioned in the statement to be held on the dates as given in the Date Sheet

**Sd/-**  
**Deputy controller of Examination**

### Important Examination and Result Guidelines:

While attempting your question paper in the examination hall, you have to strictly abide by various instructions which are printed on the cover page of each Answer Book. Some of the important guidelines are reproduced here for your benefit.

**Note: The appearance of the candidate is purely on provisional basis subject to determination of eligibility**

1. Always keep the Examination Admit Card/Roll No. Slip with you and show it the supervisory staff/inspection team on duty as and when required/demanded.
2. No candidate shall be allowed to carry inside the Examination Hall, any textual material, printed or written, bits of paper or any other material of like nature. If any candidate is found in possession of such material after commencement of examination- whether in use or not- he/she is liable to be disqualified. Cellular phones, pager and other Electronic devices are not allowed during the examination. Candidates must deposit these items in the custody of the supervisory staff well before the commencement of the Examination.
3. A candidate, who reports after 30 minutes of the commencement of the Examination, shall not be permitted to take the Examination.
4. Write your Roll No./Enrollment No. neatly and correctly on the right side of Answer Book in the box shown below the caption "To be filled by the candidate".
5. Write carefully the Name of Examination, Name of the Subject, Name of Paper/Course, Date of Examination at two places viz on the right side and on the left side of the cover page of the Answer Book at the space provided for purpose.
6. Mention the same Question No. against the answer of a question as given in the Question paper.
7. **After the declaration of result**, if the result of any candidate is captioned as PMA/LO/IR/DE/, he/she should immediately bring it to the notice of the Tabulation Section of Examination Wing within 15 days positively, failing which no claim whatsoever shall be entertained.
8. If a candidate appears in the subject/paper in which He/She is not otherwise eligible, His/Her examination to that subject/paper shall stand automatically cancelled and the candidate will have no claim whatsoever.



# University of Kashmir, Srinagar

## Admit Card

UG 5TH & 6TH Semester Backlog Examination Batch-2015.

<b>Course:</b>	<b>BA</b>	<b>Roll No:</b>	<b>20564774</b>
<b>Session:</b>	<b>Bi-Ann</b>	<b>Year:</b>	<b>2020</b>
<b>Name of the Candidate:</b>	AB KHALIQ KHAN GOJAR		
<b>Son/Daughter of:</b>	RAHMATULLAH GOJAR		
<b>Centre No:</b>	1		
<b>Name of the Centre:</b>	GOVT DEGREE COLLEGE, ANANTNAG (BOYS)		
<b>Subject(s) in which to be Examined:</b>	IS06		



Please admit the candidate (Provisionally) in the center for the subjects(s) mentioned in the statement to be held on the dates as given in the Date Sheet

**Sd/-**  
**Deputy controller of Examination**

### Important Examination and Result Guidelines:

While attempting your question paper in the examination hall, you have to strictly abide by various instructions which are printed on the cover page of each Answer Book. Some of the important guidelines are reproduced here for your benefit.

**Note: The appearance of the candidate is purely on provisional basis subject to determination of eligibility**


1. Always keep the Examination Admit Card/Roll No. Slip with you and show it the supervisory staff/inspection team on duty as and when required/demanded.
2. No candidate shall be allowed to carry inside the Examination Hall, any textual material, printed or written, bits of paper or any other material of like nature. If any candidate is found in possession of such material after commencement of examination- whether in use or not- he/she is liable to be disqualified. Cellular phones, pager and other Electronic devices are not allowed during the examination. Candidates must deposit these items in the custody of the supervisory staff well before the commencement of the Examination.
3. A candidate, who reports after 30 minutes of the commencement of the Examination, shall not be permitted to take the Examination.
4. Write your Roll No./Enrollment No. neatly and correctly on the right side of Answer Book in the box shown below the caption "To be filled by the candidate".
5. Write carefully the Name of Examination, Name of the Subject, Name of Paper/Course, Date of Examination at two places viz on the right side and on the left side of the cover page of the Answer Book at the space provided for purpose.
6. Mention the same Question No. against the answer of a question as given in the Question paper.
7. **After the declaration of result**, if the result of any candidate is captioned as PMA/LO/IR/DE/, he/she should immediately bring it to the notice of the Tabulation Section of Examination Wing within 15 days positively, failing which no claim whatsoever shall be entertained.
8. If a candidate appears in the subject/paper in which He/She is not otherwise eligible, His/Her examination to that subject/paper shall stand automatically cancelled and the candidate will have no claim whatsoever.



# University of Kashmir, Srinagar

## Admit Card

UG 5TH & 6TH Semester Backlog Examination Batch-2015.

<b>Course:</b>	<b>BA</b>	<b>Roll No:</b>	<b>20564775</b>
<b>Session:</b>	<b>Bi-Ann</b>	<b>Year:</b>	<b>2020</b>
<b>Name of the Candidate:</b>	NEGHAAT HASSAN		
<b>Son/Daughter of:</b>	GH HASSAN SHAN		
<b>Centre No:</b>	1		
<b>Name of the Centre:</b>	GOVT DEGREE COLLEGE, ANANTNAG (BOYS)		
<b>Subject(s) in which to be Examined:</b>	ED06-IS06		

Please admit the candidate (Provisionally) in the center for the subjects(s) mentioned in the statement to be held on the dates as given in the Date Sheet

**Sd/-**  
**Deputy controller of Examination**

### Important Examination and Result Guidelines:

While attempting your question paper in the examination hall, you have to strictly abide by various instructions which are printed on the cover page of each Answer Book. Some of the important guidelines are reproduced here for your benefit.

**Note: The appearance of the candidate is purely on provisional basis subject to determination of eligibility**

1. Always keep the Examination Admit Card/Roll No. Slip with you and show it the supervisory staff/inspection team on duty as and when required/demanded.
2. No candidate shall be allowed to carry inside the Examination Hall, any textual material, printed or written, bits of paper or any other material of like nature. If any candidate is found in possession of such material after commencement of examination- whether in use or not- he/she is liable to be disqualified. Cellular phones, pager and other Electronic devices are not allowed during the examination. Candidates must deposit these items in the custody of the supervisory staff well before the commencement of the Examination.
3. A candidate, who reports after 30 minutes of the commencement of the Examination, shall not be permitted to take the Examination.
4. Write your Roll No./Enrollment No. neatly and correctly on the right side of Answer Book in the box shown below the caption "To be filled by the candidate".
5. Write carefully the Name of Examination, Name of the Subject, Name of Paper/Course, Date of Examination at two places viz on the right side and on the left side of the cover page of the Answer Book at the space provided for purpose.
6. Mention the same Question No. against the answer of a question as given in the Question paper.
7. **After the declaration of result**, if the result of any candidate is captioned as PMA/LO/IR/DE/, he/she should immediately bring it to the notice of the Tabulation Section of Examination Wing within 15 days positively, failing which no claim whatsoever shall be entertained.
8. If a candidate appears in the subject/paper in which He/She is not otherwise eligible, His/Her examination to that subject/paper shall stand automatically cancelled and the candidate will have no claim whatsoever.



# University of Kashmir, Srinagar

## Admit Card

UG 5TH & 6TH Semester Backlog Examination Batch-2015.

<b>Course:</b>	<b>BA</b>	<b>Roll No:</b>	<b>20564776</b>
<b>Session:</b>	<b>Bi-Ann</b>	<b>Year:</b>	<b>2020</b>
<b>Name of the Candidate:</b>	SHABIR AHMAD MAGREY		
<b>Son/Daughter of:</b>	GHULAM MOHAMMAD MAGREY		
<b>Centre No:</b>	1		
<b>Name of the Centre:</b>	GOVT DEGREE COLLEGE, ANANTNAG (BOYS)		
<b>Subject(s) in which to be Examined:</b>	GG06		



Please admit the candidate (Provisionally) in the center for the subjects(s) mentioned in the statement to be held on the dates as given in the Date Sheet

**Sd/-**  
**Deputy controller of Examination**

### Important Examination and Result Guidelines:

While attempting your question paper in the examination hall, you have to strictly abide by various instructions which are printed on the cover page of each Answer Book. Some of the important guidelines are reproduced here for your benefit.

**Note: The appearance of the candidate is purely on provisional basis subject to determination of eligibility**

1. Always keep the Examination Admit Card/Roll No. Slip with you and show it the supervisory staff/inspection team on duty as and when required/demanded.
2. No candidate shall be allowed to carry inside the Examination Hall, any textual material, printed or written, bits of paper or any other material of like nature. If any candidate is found in possession of such material after commencement of examination- whether in use or not- he/she is liable to be disqualified. Cellular phones, pager and other Electronic devices are not allowed during the examination. Candidates must deposit these items in the custody of the supervisory staff well before the commencement of the Examination.
3. A candidate, who reports after 30 minutes of the commencement of the Examination, shall not be permitted to take the Examination.
4. Write your Roll No./Enrollment No. neatly and correctly on the right side of Answer Book in the box shown below the caption "To be filled by the candidate".
5. Write carefully the Name of Examination, Name of the Subject, Name of Paper/Course, Date of Examination at two places viz on the right side and on the left side of the cover page of the Answer Book at the space provided for purpose.
6. Mention the same Question No. against the answer of a question as given in the Question paper.
7. **After the declaration of result**, if the result of any candidate is captioned as PMA/LO/IR/DE/, he/she should immediately bring it to the notice of the Tabulation Section of Examination Wing within 15 days positively, failing which no claim whatsoever shall be entertained.
8. If a candidate appears in the subject/paper in which He/She is not otherwise eligible, His/Her examination to that subject/paper shall stand automatically cancelled and the candidate will have no claim whatsoever.






# University of Kashmir, Srinagar

## Admit Card

UG 5TH & 6TH Semester Backlog Examination Batch-2015.

<b>Course:</b>	<b>BA</b>	<b>Roll No:</b>	<b>20564777</b>
<b>Session:</b>	<b>Bi-Ann</b>	<b>Year:</b>	<b>2020</b>
<b>Name of the Candidate:</b>	MOHD IQBAL HAJAM		
<b>Son/Daughter of:</b>	AB RASHID HAJAM		
<b>Centre No:</b>	1		
<b>Name of the Centre:</b>	GOVT DEGREE COLLEGE, ANANTNAG (BOYS)		
<b>Subject(s) in which to be Examined:</b>	IS06		

Please admit the candidate (Provisionally) in the center for the subjects(s) mentioned in the statement to be held on the dates as given in the Date Sheet

**Sd/-**  
**Deputy controller of Examination**

### Important Examination and Result Guidelines:

While attempting your question paper in the examination hall, you have to strictly abide by various instructions which are printed on the cover page of each Answer Book. Some of the important guidelines are reproduced here for your benefit.

**Note: The appearance of the candidate is purely on provisional basis subject to determination of eligibility**


1. Always keep the Examination Admit Card/Roll No. Slip with you and show it the supervisory staff/inspection team on duty as and when required/demanded.
2. No candidate shall be allowed to carry inside the Examination Hall, any textual material, printed or written, bits of paper or any other material of like nature. If any candidate is found in possession of such material after commencement of examination- whether in use or not- he/she is liable to be disqualified. Cellular phones, pager and other Electronic devices are not allowed during the examination. Candidates must deposit these items in the custody of the supervisory staff well before the commencement of the Examination.
3. A candidate, who reports after 30 minutes of the commencement of the Examination, shall not be permitted to take the Examination.
4. Write your Roll No./Enrollment No. neatly and correctly on the right side of Answer Book in the box shown below the caption "To be filled by the candidate".
5. Write carefully the Name of Examination, Name of the Subject, Name of Paper/Course, Date of Examination at two places viz on the right side and on the left side of the cover page of the Answer Book at the space provided for purpose.
6. Mention the same Question No. against the answer of a question as given in the Question paper.
7. **After the declaration of result**, if the result of any candidate is captioned as PMA/LO/IR/DE/, he/she should immediately bring it to the notice of the Tabulation Section of Examination Wing within 15 days positively, failing which no claim whatsoever shall be entertained.
8. If a candidate appears in the subject/paper in which He/She is not otherwise eligible, His/Her examination to that subject/paper shall stand automatically cancelled and the candidate will have no claim whatsoever.



# University of Kashmir, Srinagar

## Admit Card

UG 5TH & 6TH Semester Backlog Examination Batch-2015.

<b>Course:</b>	<b>BA</b>	<b>Roll No:</b>	<b>20564778</b>
<b>Session:</b>	<b>Bi-Ann</b>	<b>Year:</b>	<b>2020</b>
<b>Name of the Candidate:</b>	AYAZ AHMAD BHAT		
<b>Son/Daughter of:</b>	MOHD MUNWAR BHAT		
<b>Centre No:</b>	1		
<b>Name of the Centre:</b>	GOVT DEGREE COLLEGE, ANANTNAG (BOYS)		
<b>Subject(s) in which to be Examined:</b>	ED06		

Please admit the candidate (Provisionally) in the center for the subjects(s) mentioned in the statement to be held on the dates as given in the Date Sheet

**Sd/-**  
**Deputy controller of Examination**

### Important Examination and Result Guidelines:

While attempting your question paper in the examination hall, you have to strictly abide by various instructions which are printed on the cover page of each Answer Book. Some of the important guidelines are reproduced here for your benefit.

**Note: The appearance of the candidate is purely on provisional basis subject to determination of eligibility**


1. Always keep the Examination Admit Card/Roll No. Slip with you and show it the supervisory staff/inspection team on duty as and when required/demanded.
2. No candidate shall be allowed to carry inside the Examination Hall, any textual material, printed or written, bits of paper or any other material of like nature. If any candidate is found in possession of such material after commencement of examination- whether in use or not- he/she is liable to be disqualified. Cellular phones, pager and other Electronic devices are not allowed during the examination. Candidates must deposit these items in the custody of the supervisory staff well before the commencement of the Examination.
3. A candidate, who reports after 30 minutes of the commencement of the Examination, shall not be permitted to take the Examination.
4. Write your Roll No./Enrollment No. neatly and correctly on the right side of Answer Book in the box shown below the caption "To be filled by the candidate".
5. Write carefully the Name of Examination, Name of the Subject, Name of Paper/Course, Date of Examination at two places viz on the right side and on the left side of the cover page of the Answer Book at the space provided for purpose.
6. Mention the same Question No. against the answer of a question as given in the Question paper.
7. **After the declaration of result**, if the result of any candidate is captioned as PMA/LO/IR/DE/, he/she should immediately bring it to the notice of the Tabulation Section of Examination Wing within 15 days positively, failing which no claim whatsoever shall be entertained.
8. If a candidate appears in the subject/paper in which He/She is not otherwise eligible, His/Her examination to that subject/paper shall stand automatically cancelled and the candidate will have no claim whatsoever.



# University of Kashmir, Srinagar

## Admit Card

UG 5TH & 6TH Semester Backlog Examination Batch-2015.

<b>Course:</b>	<b>BA</b>	<b>Roll No:</b>	<b>20564779</b>
<b>Session:</b>	Bi-Ann	<b>Year:</b>	2020
<b>Name of the Candidate:</b>	UBAID YOUSUF		
<b>Son/Daughter of:</b>	MOHD YOUSUF MALIK		
<b>Centre No:</b>	1		
<b>Name of the Centre:</b>	GOVT DEGREE COLLEGE, ANANTNAG (BOYS)		
<b>Subject(s) in which to be Examined:</b>	IS06		

Please admit the candidate (Provisionally) in the center for the subjects(s) mentioned in the statement to be held on the dates as given in the Date Sheet

**Sd/-**  
**Deputy controller of Examination**

### Important Examination and Result Guidelines:

While attempting your question paper in the examination hall, you have to strictly abide by various instructions which are printed on the cover page of each Answer Book. Some of the important guidelines are reproduced here for your benefit.

**Note: The appearance of the candidate is purely on provisional basis subject to determination of eligibility**

1. Always keep the Examination Admit Card/Roll No. Slip with you and show it the supervisory staff/inspection team on duty as and when required/demanded.
2. No candidate shall be allowed to carry inside the Examination Hall, any textual material, printed or written, bits of paper or any other material of like nature. If any candidate is found in possession of such material after commencement of examination- whether in use or not- he/she is liable to be disqualified. Cellular phones, pager and other Electronic devices are not allowed during the examination. Candidates must deposit these items in the custody of the supervisory staff well before the commencement of the Examination.
3. A candidate, who reports after 30 minutes of the commencement of the Examination, shall not be permitted to take the Examination.
4. Write your Roll No./Enrollment No. neatly and correctly on the right side of Answer Book in the box shown below the caption "To be filled by the candidate".
5. Write carefully the Name of Examination, Name of the Subject, Name of Paper/Course, Date of Examination at two places viz on the right side and on the left side of the cover page of the Answer Book at the space provided for purpose.
6. Mention the same Question No. against the answer of a question as given in the Question paper.
7. **After the declaration of result**, if the result of any candidate is captioned as PMA/LO/IR/DE/, he/she should immediately bring it to the notice of the Tabulation Section of Examination Wing within 15 days positively, failing which no claim whatsoever shall be entertained.
8. If a candidate appears in the subject/paper in which He/She is not otherwise eligible, His/Her examination to that subject/paper shall stand automatically cancelled and the candidate will have no claim whatsoever.




# University of Kashmir, Srinagar

## Admit Card

UG 5TH & 6TH Semester Backlog Examination Batch-2015.

<b>Course:</b>	<b>BA</b>	<b>Roll No:</b>	<b>20564780</b>
<b>Session:</b>	Bi-Ann	<b>Year:</b>	2020
<b>Name of the Candidate:</b>	SHANIB AZIZ		
<b>Son/Daughter of:</b>	ABDUL AZIZ BUHROO		
<b>Centre No:</b>	1		
<b>Name of the Centre:</b>	GOVT DEGREE COLLEGE, ANANTNAG (BOYS)		
<b>Subject(s) in which to be Examined:</b>	KMR06		



Please admit the candidate (Provisionally) in the center for the subjects(s) mentioned in the statement to be held on the dates as given in the Date Sheet

Sd/-  
Deputy controller of Examination

### Important Examination and Result Guidelines:

While attempting your question paper in the examination hall, you have to strictly abide by various instructions which are printed on the cover page of each Answer Book. Some of the important guidelines are reproduced here for your benefit.

**Note: The appearance of the candidate is purely on provisional basis subject to determination of eligibility**

1. Always keep the Examination Admit Card/Roll No. Slip with you and show it the supervisory staff/inspection team on duty as and when required/demanded.
2. No candidate shall be allowed to carry inside the Examination Hall, any textual material, printed or written, bits of paper or any other material of like nature. If any candidate is found in possession of such material after commencement of examination- whether in use or not- he/she is liable to be disqualified. Cellular phones, pager and other Electronic devices are not allowed during the examination. Candidates must deposit these items in the custody of the supervisory staff well before the commencement of the Examination.
3. A candidate, who reports after 30 minutes of the commencement of the Examination, shall not be permitted to take the Examination.
4. Write your Roll No./Enrollment No. neatly and correctly on the right side of Answer Book in the box shown below the caption "To be filled by the candidate".
5. Write carefully the Name of Examination, Name of the Subject, Name of Paper/Course, Date of Examination at two places viz on the right side and on the left side of the cover page of the Answer Book at the space provided for purpose.
6. Mention the same Question No. against the answer of a question as given in the Question paper.
7. **After the declaration of result**, if the result of any candidate is captioned as PMA/LO/IR/DE/, he/she should immediately bring it to the notice of the Tabulation Section of Examination Wing within 15 days positively, failing which no claim whatsoever shall be entertained.
8. If a candidate appears in the subject/paper in which He/She is not otherwise eligible, His/Her examination to that subject/paper shall stand automatically cancelled and the candidate will have no claim whatsoever.



# University of Kashmir, Srinagar

## Admit Card

UG 5TH & 6TH Semester Backlog Examination Batch-2015.

**Course:** BA **Roll No:** 20564781

**Session:** Bi-Ann **Year:** 2020

**Name of the Candidate:** DANISH AHMAD MALIK

**Son/Daughter of:** MOHAMMAD AMIN MALIK

**Centre No:** 1

**Name of the Centre:** GOVT DEGREE COLLEGE, ANANTNAG (BOYS)

**Subject(s) in which to be Examined:** ED06



Please admit the candidate (Provisionally) in the center for the subjects(s) mentioned in the statement to be held on the dates as given in the Date Sheet

**Sd/-**  
**Deputy controller of Examination**

### Important Examination and Result Guidelines:

While attempting your question paper in the examination hall, you have to strictly abide by various instructions which are printed on the cover page of each Answer Book. Some of the important guidelines are reproduced here for your benefit.

**Note: The appearance of the candidate is purely on provisional basis subject to determination of eligibility**


1. Always keep the Examination Admit Card/Roll No. Slip with you and show it the supervisory staff/inspection team on duty as and when required/demanded.
2. No candidate shall be allowed to carry inside the Examination Hall, any textual material, printed or written, bits of paper or any other material of like nature. If any candidate is found in possession of such material after commencement of examination- whether in use or not- he/she is liable to be disqualified. Cellular phones, pager and other Electronic devices are not allowed during the examination. Candidates must deposit these items in the custody of the supervisory staff well before the commencement of the Examination.
3. A candidate, who reports after 30 minutes of the commencement of the Examination, shall not be permitted to take the Examination.
4. Write your Roll No./Enrollment No. neatly and correctly on the right side of Answer Book in the box shown below the caption "To be filled by the candidate".
5. Write carefully the Name of Examination, Name of the Subject, Name of Paper/Course, Date of Examination at two places viz on the right side and on the left side of the cover page of the Answer Book at the space provided for purpose.
6. Mention the same Question No. against the answer of a question as given in the Question paper.
7. **After the declaration of result**, if the result of any candidate is captioned as PMA/LO/IR/DE/, he/she should immediately bring it to the notice of the Tabulation Section of Examination Wing within 15 days positively, failing which no claim whatsoever shall be entertained.
8. If a candidate appears in the subject/paper in which He/She is not otherwise eligible, His/Her examination to that subject/paper shall stand automatically cancelled and the candidate will have no claim whatsoever.



# University of Kashmir, Srinagar

## Admit Card

UG 5TH & 6TH Semester Backlog Examination Batch-2015.

<b>Course:</b>	<b>BA</b>	<b>Roll No:</b>	<b>20564782</b>
<b>Session:</b>	<b>Bi-Ann</b>	<b>Year:</b>	<b>2020</b>
<b>Name of the Candidate:</b>	<b>AUREED SHAFI WANI</b>		
<b>Son/Daughter of:</b>	<b>MOHD SHAFI</b>		
<b>Centre No:</b>	<b>1</b>		
<b>Name of the Centre:</b>	<b>GOVT DEGREE COLLEGE, ANANTNAG (BOYS)</b>		
<b>Subject(s) in which to be Examined:</b>	<b>ED06</b>		

Please admit the candidate (Provisionally) in the center for the subjects(s) mentioned in the statement to be held on the dates as given in the Date Sheet

**Sd/-**  
**Deputy controller of Examination**

### Important Examination and Result Guidelines:

While attempting your question paper in the examination hall, you have to strictly abide by various instructions which are printed on the cover page of each Answer Book. Some of the important guidelines are reproduced here for your benefit.

**Note: The appearance of the candidate is purely on provisional basis subject to determination of eligibility**


1. Always keep the Examination Admit Card/Roll No. Slip with you and show it the supervisory staff/inspection team on duty as and when required/demanded.
2. No candidate shall be allowed to carry inside the Examination Hall, any textual material, printed or written, bits of paper or any other material of like nature. If any candidate is found in possession of such material after commencement of examination- whether in use or not- he/she is liable to be disqualified. Cellular phones, pager and other Electronic devices are not allowed during the examination. Candidates must deposit these items in the custody of the supervisory staff well before the commencement of the Examination.
3. A candidate, who reports after 30 minutes of the commencement of the Examination, shall not be permitted to take the Examination.
4. Write your Roll No./Enrollment No. neatly and correctly on the right side of Answer Book in the box shown below the caption "To be filled by the candidate".
5. Write carefully the Name of Examination, Name of the Subject, Name of Paper/Course, Date of Examination at two places viz on the right side and on the left side of the cover page of the Answer Book at the space provided for purpose.
6. Mention the same Question No. against the answer of a question as given in the Question paper.
7. **After the declaration of result**, if the result of any candidate is captioned as PMA/LO/IR/DE/, he/she should immediately bring it to the notice of the Tabulation Section of Examination Wing within 15 days positively, failing which no claim whatsoever shall be entertained.
8. If a candidate appears in the subject/paper in which He/She is not otherwise eligible, His/Her examination to that subject/paper shall stand automatically cancelled and the candidate will have no claim whatsoever.



# University of Kashmir, Srinagar

## Admit Card

UG 5TH & 6TH Semester Backlog Examination Batch-2015.

<b>Course:</b>	<b>BA</b>	<b>Roll No:</b>	<b>20564783</b>
<b>Session:</b>	Bi-Ann	<b>Year:</b>	2020
<b>Name of the Candidate:</b>	MOHD USMAN		
<b>Son/Daughter of:</b>	ZIA UL HAQ RUNYAL		
<b>Centre No:</b>	1		
<b>Name of the Centre:</b>	GOVT DEGREE COLLEGE, ANANTNAG (BOYS)		
<b>Subject(s) in which to be Examined:</b>	ENG06-AR06		

Please admit the candidate (Provisionally) in the center for the subjects(s) mentioned in the statement to be held on the dates as given in the Date Sheet

**Sd/-**  
**Deputy controller of Examination**

### Important Examination and Result Guidelines:

While attempting your question paper in the examination hall, you have to strictly abide by various instructions which are printed on the cover page of each Answer Book. Some of the important guidelines are reproduced here for your benefit.

**Note: The appearance of the candidate is purely on provisional basis subject to determination of eligibility**

1. Always keep the Examination Admit Card/Roll No. Slip with you and show it the supervisory staff/inspection team on duty as and when required/demanded.
2. No candidate shall be allowed to carry inside the Examination Hall, any textual material, printed or written, bits of paper or any other material of like nature. If any candidate is found in possession of such material after commencement of examination- whether in use or not- he/she is liable to be disqualified. Cellular phones, pager and other Electronic devices are not allowed during the examination. Candidates must deposit these items in the custody of the supervisory staff well before the commencement of the Examination.
3. A candidate, who reports after 30 minutes of the commencement of the Examination, shall not be permitted to take the Examination.
4. Write your Roll No./Enrollment No. neatly and correctly on the right side of Answer Book in the box shown below the caption "To be filled by the candidate".
5. Write carefully the Name of Examination, Name of the Subject, Name of Paper/Course, Date of Examination at two places viz on the right side and on the left side of the cover page of the Answer Book at the space provided for purpose.
6. Mention the same Question No. against the answer of a question as given in the Question paper.
7. **After the declaration of result**, if the result of any candidate is captioned as PMA/LO/IR/DE/, he/she should immediately bring it to the notice of the Tabulation Section of Examination Wing within 15 days positively, failing which no claim whatsoever shall be entertained.
8. If a candidate appears in the subject/paper in which He/She is not otherwise eligible, His/Her examination to that subject/paper shall stand automatically cancelled and the candidate will have no claim whatsoever.



# University of Kashmir, Srinagar

## Admit Card

UG 5TH & 6TH Semester Backlog Examination Batch-2015.

<b>Course:</b>	<b>BA</b>	<b>Roll No:</b>	<b>20564784</b>
<b>Session:</b>	<b>Bi-Ann</b>	<b>Year:</b>	<b>2020</b>
<b>Name of the Candidate:</b>	RASHID ASHRAF BHAT		
<b>Son/Daughter of:</b>	MOHAMMAD ASHRAF BHAT		
<b>Centre No:</b>	1		
<b>Name of the Centre:</b>	GOVT DEGREE COLLEGE, ANANTNAG (BOYS)		
<b>Subject(s) in which to be Examined:</b>	IS06		



Please admit the candidate (Provisionally) in the center for the subjects(s) mentioned in the statement to be held on the dates as given in the Date Sheet

**Sd/-**  
**Deputy controller of Examination**

### Important Examination and Result Guidelines:

While attempting your question paper in the examination hall, you have to strictly abide by various instructions which are printed on the cover page of each Answer Book. Some of the important guidelines are reproduced here for your benefit.

**Note: The appearance of the candidate is purely on provisional basis subject to determination of eligibility**

1. Always keep the Examination Admit Card/Roll No. Slip with you and show it the supervisory staff/inspection team on duty as and when required/demanded.
2. No candidate shall be allowed to carry inside the Examination Hall, any textual material, printed or written, bits of paper or any other material of like nature. If any candidate is found in possession of such material after commencement of examination- whether in use or not- he/she is liable to be disqualified. Cellular phones, pager and other Electronic devices are not allowed during the examination. Candidates must deposit these items in the custody of the supervisory staff well before the commencement of the Examination.
3. A candidate, who reports after 30 minutes of the commencement of the Examination, shall not be permitted to take the Examination.
4. Write your Roll No./Enrollment No. neatly and correctly on the right side of Answer Book in the box shown below the caption "To be filled by the candidate".
5. Write carefully the Name of Examination, Name of the Subject, Name of Paper/Course, Date of Examination at two places viz on the right side and on the left side of the cover page of the Answer Book at the space provided for purpose.
6. Mention the same Question No. against the answer of a question as given in the Question paper.
7. **After the declaration of result**, if the result of any candidate is captioned as PMA/LO/IR/DE/, he/she should immediately bring it to the notice of the Tabulation Section of Examination Wing within 15 days positively, failing which no claim whatsoever shall be entertained.
8. If a candidate appears in the subject/paper in which He/She is not otherwise eligible, His/Her examination to that subject/paper shall stand automatically cancelled and the candidate will have no claim whatsoever.





# University of Kashmir, Srinagar

## Admit Card

UG 5TH & 6TH Semester Backlog Examination Batch-2015.

<b>Course:</b>	<b>BA</b>	<b>Roll No:</b>	<b>20564785</b>
<b>Session:</b>	<b>Bi-Ann</b>	<b>Year:</b>	<b>2020</b>
<b>Name of the Candidate:</b>	SAJAD AHMAD KHANDAY		
<b>Son/Daughter of:</b>	GHULAM NABI KHANDAY		
<b>Centre No:</b>	1		
<b>Name of the Centre:</b>	GOVT DEGREE COLLEGE, ANANTNAG (BOYS)		
<b>Subject(s) in which to be Examined:</b>	ENG06-ED06-HS06		



Please admit the candidate (Provisionally) in the center for the subjects(s) mentioned in the statement to be held on the dates as given in the Date Sheet

**Sd/-**  
**Deputy controller of Examination**

### Important Examination and Result Guidelines:

While attempting your question paper in the examination hall, you have to strictly abide by various instructions which are printed on the cover page of each Answer Book. Some of the important guidelines are reproduced here for your benefit.

**Note: The appearance of the candidate is purely on provisional basis subject to determination of eligibility**


1. Always keep the Examination Admit Card/Roll No. Slip with you and show it the supervisory staff/inspection team on duty as and when required/demanded.
2. No candidate shall be allowed to carry inside the Examination Hall, any textual material, printed or written, bits of paper or any other material of like nature. If any candidate is found in possession of such material after commencement of examination- whether in use or not- he/she is liable to be disqualified. Cellular phones, pager and other Electronic devices are not allowed during the examination. Candidates must deposit these items in the custody of the supervisory staff well before the commencement of the Examination.
3. A candidate, who reports after 30 minutes of the commencement of the Examination, shall not be permitted to take the Examination.
4. Write your Roll No./Enrollment No. neatly and correctly on the right side of Answer Book in the box shown below the caption "To be filled by the candidate".
5. Write carefully the Name of Examination, Name of the Subject, Name of Paper/Course, Date of Examination at two places viz on the right side and on the left side of the cover page of the Answer Book at the space provided for purpose.
6. Mention the same Question No. against the answer of a question as given in the Question paper.
7. **After the declaration of result**, if the result of any candidate is captioned as PMA/LO/IR/DE/, he/she should immediately bring it to the notice of the Tabulation Section of Examination Wing within 15 days positively, failing which no claim whatsoever shall be entertained.
8. If a candidate appears in the subject/paper in which He/She is not otherwise eligible, His/Her examination to that subject/paper shall stand automatically cancelled and the candidate will have no claim whatsoever.



# University of Kashmir, Srinagar

## Admit Card

UG 5TH & 6TH Semester Backlog Examination Batch-2015.

<b>Course:</b>	<b>BA</b>	<b>Roll No:</b>	<b>20564786</b>
<b>Session:</b>	<b>Bi-Ann</b>	<b>Year:</b>	<b>2020</b>
<b>Name of the Candidate:</b>	RAFAKAT ALI DAING		
<b>Son/Daughter of:</b>	SHAMAS UD DIN DAING		
<b>Centre No:</b>	1		
<b>Name of the Centre:</b>	GOVT DEGREE COLLEGE, ANANTNAG (BOYS)		
<b>Subject(s) in which to be Examined:</b>	IS06		

Please admit the candidate (Provisionally) in the center for the subjects(s) mentioned in the statement to be held on the dates as given in the Date Sheet

**Sd/-**  
**Deputy controller of Examination**

### Important Examination and Result Guidelines:

While attempting your question paper in the examination hall, you have to strictly abide by various instructions which are printed on the cover page of each Answer Book. Some of the important guidelines are reproduced here for your benefit.

**Note: The appearance of the candidate is purely on provisional basis subject to determination of eligibility**

1. Always keep the Examination Admit Card/Roll No. Slip with you and show it the supervisory staff/inspection team on duty as and when required/demanded.
2. No candidate shall be allowed to carry inside the Examination Hall, any textual material, printed or written, bits of paper or any other material of like nature. If any candidate is found in possession of such material after commencement of examination- whether in use or not- he/she is liable to be disqualified. Cellular phones, pager and other Electronic devices are not allowed during the examination. Candidates must deposit these items in the custody of the supervisory staff well before the commencement of the Examination.
3. A candidate, who reports after 30 minutes of the commencement of the Examination, shall not be permitted to take the Examination.
4. Write your Roll No./Enrollment No. neatly and correctly on the right side of Answer Book in the box shown below the caption "To be filled by the candidate".
5. Write carefully the Name of Examination, Name of the Subject, Name of Paper/Course, Date of Examination at two places viz on the right side and on the left side of the cover page of the Answer Book at the space provided for purpose.
6. Mention the same Question No. against the answer of a question as given in the Question paper.
7. **After the declaration of result**, if the result of any candidate is captioned as PMA/LO/IR/DE/, he/she should immediately bring it to the notice of the Tabulation Section of Examination Wing within 15 days positively, failing which no claim whatsoever shall be entertained.
8. If a candidate appears in the subject/paper in which He/She is not otherwise eligible, His/Her examination to that subject/paper shall stand automatically cancelled and the candidate will have no claim whatsoever.



# University of Kashmir, Srinagar

## Admit Card

UG 5TH & 6TH Semester Backlog Examination Batch-2015.

<b>Course:</b>	<b>BA</b>	<b>Roll No:</b>	<b>20564787</b>
<b>Session:</b>	<b>Bi-Ann</b>	<b>Year:</b>	<b>2020</b>
<b>Name of the Candidate:</b>	SHAHID NAZIR		
<b>Son/Daughter of:</b>	NAZIR AHMAD BHAT		
<b>Centre No:</b>	1		
<b>Name of the Centre:</b>	GOVT DEGREE COLLEGE, ANANTNAG (BOYS)		
<b>Subject(s) in which to be Examined:</b>	KMR06		



Please admit the candidate (Provisionally) in the center for the subjects(s) mentioned in the statement to be held on the dates as given in the Date Sheet

**Sd/-**  
**Deputy controller of Examination**

### Important Examination and Result Guidelines:

While attempting your question paper in the examination hall, you have to strictly abide by various instructions which are printed on the cover page of each Answer Book. Some of the important guidelines are reproduced here for your benefit.

**Note: The appearance of the candidate is purely on provisional basis subject to determination of eligibility**

1. Always keep the Examination Admit Card/Roll No. Slip with you and show it the supervisory staff/inspection team on duty as and when required/demanded.
2. No candidate shall be allowed to carry inside the Examination Hall, any textual material, printed or written, bits of paper or any other material of like nature. If any candidate is found in possession of such material after commencement of examination- whether in use or not- he/she is liable to be disqualified. Cellular phones, pager and other Electronic devices are not allowed during the examination. Candidates must deposit these items in the custody of the supervisory staff well before the commencement of the Examination.
3. A candidate, who reports after 30 minutes of the commencement of the Examination, shall not be permitted to take the Examination.
4. Write your Roll No./Enrollment No. neatly and correctly on the right side of Answer Book in the box shown below the caption "To be filled by the candidate".
5. Write carefully the Name of Examination, Name of the Subject, Name of Paper/Course, Date of Examination at two places viz on the right side and on the left side of the cover page of the Answer Book at the space provided for purpose.
6. Mention the same Question No. against the answer of a question as given in the Question paper.
7. **After the declaration of result**, if the result of any candidate is captioned as PMA/LO/IR/DE/, he/she should immediately bring it to the notice of the Tabulation Section of Examination Wing within 15 days positively, failing which no claim whatsoever shall be entertained.
8. If a candidate appears in the subject/paper in which He/She is not otherwise eligible, His/Her examination to that subject/paper shall stand automatically cancelled and the candidate will have no claim whatsoever.



# University of Kashmir, Srinagar

## Admit Card

UG 5TH & 6TH Semester Backlog Examination Batch-2015.

<b>Course:</b>	<b>BA</b>	<b>Roll No:</b>	<b>20564788</b>
<b>Session:</b>	<b>Bi-Ann</b>	<b>Year:</b>	<b>2020</b>
<b>Name of the Candidate:</b>	UMAR ISHAQ MALIK		
<b>Son/Daughter of:</b>	MOHD ISHAQ MALIK		
<b>Centre No:</b>	1		
<b>Name of the Centre:</b>	GOVT DEGREE COLLEGE, ANANTNAG (BOYS)		
<b>Subject(s) in which to be Examined:</b>	MA06		



Please admit the candidate (Provisionally) in the center for the subjects(s) mentioned in the statement to be held on the dates as given in the Date Sheet

**Sd/-**  
**Deputy controller of Examination**

### Important Examination and Result Guidelines:

While attempting your question paper in the examination hall, you have to strictly abide by various instructions which are printed on the cover page of each Answer Book. Some of the important guidelines are reproduced here for your benefit.

**Note: The appearance of the candidate is purely on provisional basis subject to determination of eligibility**


1. Always keep the Examination Admit Card/Roll No. Slip with you and show it the supervisory staff/inspection team on duty as and when required/demanded.
2. No candidate shall be allowed to carry inside the Examination Hall, any textual material, printed or written, bits of paper or any other material of like nature. If any candidate is found in possession of such material after commencement of examination- whether in use or not- he/she is liable to be disqualified. Cellular phones, pager and other Electronic devices are not allowed during the examination. Candidates must deposit these items in the custody of the supervisory staff well before the commencement of the Examination.
3. A candidate, who reports after 30 minutes of the commencement of the Examination, shall not be permitted to take the Examination.
4. Write your Roll No./Enrollment No. neatly and correctly on the right side of Answer Book in the box shown below the caption "To be filled by the candidate".
5. Write carefully the Name of Examination, Name of the Subject, Name of Paper/Course, Date of Examination at two places viz on the right side and on the left side of the cover page of the Answer Book at the space provided for purpose.
6. Mention the same Question No. against the answer of a question as given in the Question paper.
7. **After the declaration of result**, if the result of any candidate is captioned as PMA/LO/IR/DE/, he/she should immediately bring it to the notice of the Tabulation Section of Examination Wing within 15 days positively, failing which no claim whatsoever shall be entertained.
8. If a candidate appears in the subject/paper in which He/She is not otherwise eligible, His/Her examination to that subject/paper shall stand automatically cancelled and the candidate will have no claim whatsoever.



# University of Kashmir, Srinagar

## Admit Card

UG 5TH & 6TH Semester Backlog Examination Batch-2015.

<b>Course:</b>	<b>BA</b>	<b>Roll No:</b>	<b>20564789</b>
<b>Session:</b>	Bi-Ann	<b>Year:</b>	2020
<b>Name of the Candidate:</b>	TAHIR AHMAD DAR		
<b>Son/Daughter of:</b>	MOHD NAWAZ DAR		
<b>Centre No:</b>	1		
<b>Name of the Centre:</b>	GOVT DEGREE COLLEGE, ANANTNAG (BOYS)		
<b>Subject(s) in which to be Examined:</b>	ED06		

Please admit the candidate (Provisionally) in the center for the subjects(s) mentioned in the statement to be held on the dates as given in the Date Sheet

Sd/-  
Deputy controller of Examination

### Important Examination and Result Guidelines:

While attempting your question paper in the examination hall, you have to strictly abide by various instructions which are printed on the cover page of each Answer Book. Some of the important guidelines are reproduced here for your benefit.

**Note: The appearance of the candidate is purely on provisional basis subject to determination of eligibility**

1. Always keep the Examination Admit Card/Roll No. Slip with you and show it the supervisory staff/inspection team on duty as and when required/demanded.
2. No candidate shall be allowed to carry inside the Examination Hall, any textual material, printed or written, bits of paper or any other material of like nature. If any candidate is found in possession of such material after commencement of examination- whether in use or not- he/she is liable to be disqualified. Cellular phones, pager and other Electronic devices are not allowed during the examination. Candidates must deposit these items in the custody of the supervisory staff well before the commencement of the Examination.
3. A candidate, who reports after 30 minutes of the commencement of the Examination, shall not be permitted to take the Examination.
4. Write your Roll No./Enrollment No. neatly and correctly on the right side of Answer Book in the box shown below the caption "To be filled by the candidate".
5. Write carefully the Name of Examination, Name of the Subject, Name of Paper/Course, Date of Examination at two places viz on the right side and on the left side of the cover page of the Answer Book at the space provided for purpose.
6. Mention the same Question No. against the answer of a question as given in the Question paper.
7. **After the declaration of result**, if the result of any candidate is captioned as PMA/LO/IR/DE/, he/she should immediately bring it to the notice of the Tabulation Section of Examination Wing within 15 days positively, failing which no claim whatsoever shall be entertained.
8. If a candidate appears in the subject/paper in which He/She is not otherwise eligible, His/Her examination to that subject/paper shall stand automatically cancelled and the candidate will have no claim whatsoever.



# University of Kashmir, Srinagar

## Admit Card

UG 5TH & 6TH Semester Backlog Examination Batch-2015.

**Course:** BA **Roll No:** 20564790

**Session:** Bi-Ann **Year:** 2020

**Name of the Candidate:** AQUIB MAJEED

**Son/Daughter of:** AB MAJEED ITOO

**Centre No:** 1

**Name of the Centre:** GOVT DEGREE COLLEGE, ANANTNAG (BOYS)

**Subject(s) in which to be Examined:** IS06



Please admit the candidate (Provisionally) in the center for the subjects(s) mentioned in the statement to be held on the dates as given in the Date Sheet

**Sd/-**  
**Deputy controller of Examination**

### Important Examination and Result Guidelines:

While attempting your question paper in the examination hall, you have to strictly abide by various instructions which are printed on the cover page of each Answer Book. Some of the important guidelines are reproduced here for your benefit.

**Note: The appearance of the candidate is purely on provisional basis subject to determination of eligibility**

1. Always keep the Examination Admit Card/Roll No. Slip with you and show it the supervisory staff/inspection team on duty as and when required/demanded.
2. No candidate shall be allowed to carry inside the Examination Hall, any textual material, printed or written, bits of paper or any other material of like nature. If any candidate is found in possession of such material after commencement of examination- whether in use or not- he/she is liable to be disqualified. Cellular phones, pager and other Electronic devices are not allowed during the examination. Candidates must deposit these items in the custody of the supervisory staff well before the commencement of the Examination.
3. A candidate, who reports after 30 minutes of the commencement of the Examination, shall not be permitted to take the Examination.
4. Write your Roll No./Enrollment No. neatly and correctly on the right side of Answer Book in the box shown below the caption "To be filled by the candidate".
5. Write carefully the Name of Examination, Name of the Subject, Name of Paper/Course, Date of Examination at two places viz on the right side and on the left side of the cover page of the Answer Book at the space provided for purpose.
6. Mention the same Question No. against the answer of a question as given in the Question paper.
7. **After the declaration of result**, if the result of any candidate is captioned as PMA/LO/IR/DE/, he/she should immediately bring it to the notice of the Tabulation Section of Examination Wing within 15 days positively, failing which no claim whatsoever shall be entertained.
8. If a candidate appears in the subject/paper in which He/She is not otherwise eligible, His/Her examination to that subject/paper shall stand automatically cancelled and the candidate will have no claim whatsoever.




# University of Kashmir, Srinagar

## Admit Card

UG 5TH & 6TH Semester Backlog Examination Batch-2015.

<b>Course:</b>	<b>BA</b>	<b>Roll No:</b>	<b>20564791</b>
<b>Session:</b>	<b>Bi-Ann</b>	<b>Year:</b>	<b>2020</b>
<b>Name of the Candidate:</b>	AIQUIB HUSSAIN BHAT		
<b>Son/Daughter of:</b>	ABDUL GANI BHAT		
<b>Centre No:</b>	1		
<b>Name of the Centre:</b>	GOVT DEGREE COLLEGE, ANANTNAG (BOYS)		
<b>Subject(s) in which to be Examined:</b>	ENG06		



Please admit the candidate (Provisionally) in the center for the subjects(s) mentioned in the statement to be held on the dates as given in the Date Sheet

**Sd/-**  
**Deputy controller of Examination**

### Important Examination and Result Guidelines:

While attempting your question paper in the examination hall, you have to strictly abide by various instructions which are printed on the cover page of each Answer Book. Some of the important guidelines are reproduced here for your benefit.

**Note: The appearance of the candidate is purely on provisional basis subject to determination of eligibility**

1. Always keep the Examination Admit Card/Roll No. Slip with you and show it the supervisory staff/inspection team on duty as and when required/demanded.
2. No candidate shall be allowed to carry inside the Examination Hall, any textual material, printed or written, bits of paper or any other material of like nature. If any candidate is found in possession of such material after commencement of examination- whether in use or not- he/she is liable to be disqualified. Cellular phones, pager and other Electronic devices are not allowed during the examination. Candidates must deposit these items in the custody of the supervisory staff well before the commencement of the Examination.
3. A candidate, who reports after 30 minutes of the commencement of the Examination, shall not be permitted to take the Examination.
4. Write your Roll No./Enrollment No. neatly and correctly on the right side of Answer Book in the box shown below the caption "To be filled by the candidate".
5. Write carefully the Name of Examination, Name of the Subject, Name of Paper/Course, Date of Examination at two places viz on the right side and on the left side of the cover page of the Answer Book at the space provided for purpose.
6. Mention the same Question No. against the answer of a question as given in the Question paper.
7. **After the declaration of result**, if the result of any candidate is captioned as PMA/LO/IR/DE/, he/she should immediately bring it to the notice of the Tabulation Section of Examination Wing within 15 days positively, failing which no claim whatsoever shall be entertained.
8. If a candidate appears in the subject/paper in which He/She is not otherwise eligible, His/Her examination to that subject/paper shall stand automatically cancelled and the candidate will have no claim whatsoever.



# University of Kashmir, Srinagar

## Admit Card

UG 5TH & 6TH Semester Backlog Examination Batch-2015.

<b>Course:</b>	<b>BA</b>	<b>Roll No:</b>	<b>20564792</b>
<b>Session:</b>	<b>Bi-Ann</b>	<b>Year:</b>	<b>2020</b>
<b>Name of the Candidate:</b>	ADIL HUSSAIN KHANDAY		
<b>Son/Daughter of:</b>	HABIB UL LAH KHANDAY		
<b>Centre No:</b>	1		
<b>Name of the Centre:</b>	GOVT DEGREE COLLEGE, ANANTNAG (BOYS)		
<b>Subject(s) in which to be Examined:</b>	IS06		



Please admit the candidate (Provisionally) in the center for the subjects(s) mentioned in the statement to be held on the dates as given in the Date Sheet

**Sd/-**  
**Deputy controller of Examination**

### Important Examination and Result Guidelines:

While attempting your question paper in the examination hall, you have to strictly abide by various instructions which are printed on the cover page of each Answer Book. Some of the important guidelines are reproduced here for your benefit.

**Note: The appearance of the candidate is purely on provisional basis subject to determination of eligibility**

1. Always keep the Examination Admit Card/Roll No. Slip with you and show it the supervisory staff/inspection team on duty as and when required/demanded.
2. No candidate shall be allowed to carry inside the Examination Hall, any textual material, printed or written, bits of paper or any other material of like nature. If any candidate is found in possession of such material after commencement of examination- whether in use or not- he/she is liable to be disqualified. Cellular phones, pager and other Electronic devices are not allowed during the examination. Candidates must deposit these items in the custody of the supervisory staff well before the commencement of the Examination.
3. A candidate, who reports after 30 minutes of the commencement of the Examination, shall not be permitted to take the Examination.
4. Write your Roll No./Enrollment No. neatly and correctly on the right side of Answer Book in the box shown below the caption "To be filled by the candidate".
5. Write carefully the Name of Examination, Name of the Subject, Name of Paper/Course, Date of Examination at two places viz on the right side and on the left side of the cover page of the Answer Book at the space provided for purpose.
6. Mention the same Question No. against the answer of a question as given in the Question paper.
7. **After the declaration of result**, if the result of any candidate is captioned as PMA/LO/IR/DE/, he/she should immediately bring it to the notice of the Tabulation Section of Examination Wing within 15 days positively, failing which no claim whatsoever shall be entertained.
8. If a candidate appears in the subject/paper in which He/She is not otherwise eligible, His/Her examination to that subject/paper shall stand automatically cancelled and the candidate will have no claim whatsoever.





# University of Kashmir, Srinagar

## Admit Card

UG 5TH & 6TH Semester Backlog Examination Batch-2015.

<b>Course:</b>	<b>BA</b>	<b>Roll No:</b>	<b>20564793</b>
<b>Session:</b>	<b>Bi-Ann</b>	<b>Year:</b>	<b>2020</b>
<b>Name of the Candidate:</b>	NADEEM BASHIR		
<b>Son/Daughter of:</b>	BASHIR AHMAD NAIK		
<b>Centre No:</b>	1		
<b>Name of the Centre:</b>	GOVT DEGREE COLLEGE, ANANTNAG (BOYS)		
<b>Subject(s) in which to be Examined:</b>	GG06		



Please admit the candidate (Provisionally) in the center for the subjects(s) mentioned in the statement to be held on the dates as given in the Date Sheet

**Sd/-**  
**Deputy controller of Examination**

### Important Examination and Result Guidelines:

While attempting your question paper in the examination hall, you have to strictly abide by various instructions which are printed on the cover page of each Answer Book. Some of the important guidelines are reproduced here for your benefit.

**Note: The appearance of the candidate is purely on provisional basis subject to determination of eligibility**


1. Always keep the Examination Admit Card/Roll No. Slip with you and show it the supervisory staff/inspection team on duty as and when required/demanded.
2. No candidate shall be allowed to carry inside the Examination Hall, any textual material, printed or written, bits of paper or any other material of like nature. If any candidate is found in possession of such material after commencement of examination- whether in use or not- he/she is liable to be disqualified. Cellular phones, pager and other Electronic devices are not allowed during the examination. Candidates must deposit these items in the custody of the supervisory staff well before the commencement of the Examination.
3. A candidate, who reports after 30 minutes of the commencement of the Examination, shall not be permitted to take the Examination.
4. Write your Roll No./Enrollment No. neatly and correctly on the right side of Answer Book in the box shown below the caption "To be filled by the candidate".
5. Write carefully the Name of Examination, Name of the Subject, Name of Paper/Course, Date of Examination at two places viz on the right side and on the left side of the cover page of the Answer Book at the space provided for purpose.
6. Mention the same Question No. against the answer of a question as given in the Question paper.
7. **After the declaration of result**, if the result of any candidate is captioned as PMA/LO/IR/DE/, he/she should immediately bring it to the notice of the Tabulation Section of Examination Wing within 15 days positively, failing which no claim whatsoever shall be entertained.
8. If a candidate appears in the subject/paper in which He/She is not otherwise eligible, His/Her examination to that subject/paper shall stand automatically cancelled and the candidate will have no claim whatsoever.



# University of Kashmir, Srinagar

## Admit Card

UG 5TH & 6TH Semester Backlog Examination Batch-2015.

<b>Course:</b>	<b>BA</b>	<b>Roll No:</b>	<b>20564794</b>
<b>Session:</b>	<b>Bi-Ann</b>	<b>Year:</b>	<b>2020</b>
<b>Name of the Candidate:</b>	BARKAT ALI JAN		
<b>Son/Daughter of:</b>	SHOWKAT ALI JAN		
<b>Centre No:</b>	1		
<b>Name of the Centre:</b>	GOVT DEGREE COLLEGE, ANANTNAG (BOYS)		
<b>Subject(s) in which to be Examined:</b>	MA06		

Please admit the candidate (Provisionally) in the center for the subjects(s) mentioned in the statement to be held on the dates as given in the Date Sheet

**Sd/-**  
**Deputy controller of Examination**

### Important Examination and Result Guidelines:

While attempting your question paper in the examination hall, you have to strictly abide by various instructions which are printed on the cover page of each Answer Book. Some of the important guidelines are reproduced here for your benefit.

**Note: The appearance of the candidate is purely on provisional basis subject to determination of eligibility**

1. Always keep the Examination Admit Card/Roll No. Slip with you and show it the supervisory staff/inspection team on duty as and when required/demanded.
2. No candidate shall be allowed to carry inside the Examination Hall, any textual material, printed or written, bits of paper or any other material of like nature. If any candidate is found in possession of such material after commencement of examination- whether in use or not- he/she is liable to be disqualified. Cellular phones, pager and other Electronic devices are not allowed during the examination. Candidates must deposit these items in the custody of the supervisory staff well before the commencement of the Examination.
3. A candidate, who reports after 30 minutes of the commencement of the Examination, shall not be permitted to take the Examination.
4. Write your Roll No./Enrollment No. neatly and correctly on the right side of Answer Book in the box shown below the caption "To be filled by the candidate".
5. Write carefully the Name of Examination, Name of the Subject, Name of Paper/Course, Date of Examination at two places viz on the right side and on the left side of the cover page of the Answer Book at the space provided for purpose.
6. Mention the same Question No. against the answer of a question as given in the Question paper.
7. **After the declaration of result**, if the result of any candidate is captioned as PMA/LO/IR/DE/, he/she should immediately bring it to the notice of the Tabulation Section of Examination Wing within 15 days positively, failing which no claim whatsoever shall be entertained.
8. If a candidate appears in the subject/paper in which He/She is not otherwise eligible, His/Her examination to that subject/paper shall stand automatically cancelled and the candidate will have no claim whatsoever.



# University of Kashmir, Srinagar

## Admit Card

UG 5TH & 6TH Semester Backlog Examination Batch-2015.

<b>Course:</b>	<b>BA</b>	<b>Roll No:</b>	<b>20564795</b>
<b>Session:</b>	Bi-Ann	<b>Year:</b>	2020
<b>Name of the Candidate:</b>	SHEEZAN MANZOOR		
<b>Son/Daughter of:</b>	SHEIKH MANZOOR AHMAD		
<b>Centre No:</b>	1		
<b>Name of the Centre:</b>	GOVT DEGREE COLLEGE, ANANTNAG (BOYS)		
<b>Subject(s) in which to be Examined:</b>	HS06		



Please admit the candidate (Provisionally) in the center for the subjects(s) mentioned in the statement to be held on the dates as given in the Date Sheet

**Sd/-**  
**Deputy controller of Examination**

### Important Examination and Result Guidelines:

While attempting your question paper in the examination hall, you have to strictly abide by various instructions which are printed on the cover page of each Answer Book. Some of the important guidelines are reproduced here for your benefit.

**Note: The appearance of the candidate is purely on provisional basis subject to determination of eligibility**

1. Always keep the Examination Admit Card/Roll No. Slip with you and show it the supervisory staff/inspection team on duty as and when required/demanded.
2. No candidate shall be allowed to carry inside the Examination Hall, any textual material, printed or written, bits of paper or any other material of like nature. If any candidate is found in possession of such material after commencement of examination- whether in use or not- he/she is liable to be disqualified. Cellular phones, pager and other Electronic devices are not allowed during the examination. Candidates must deposit these items in the custody of the supervisory staff well before the commencement of the Examination.
3. A candidate, who reports after 30 minutes of the commencement of the Examination, shall not be permitted to take the Examination.
4. Write your Roll No./Enrollment No. neatly and correctly on the right side of Answer Book in the box shown below the caption "To be filled by the candidate".
5. Write carefully the Name of Examination, Name of the Subject, Name of Paper/Course, Date of Examination at two places viz on the right side and on the left side of the cover page of the Answer Book at the space provided for purpose.
6. Mention the same Question No. against the answer of a question as given in the Question paper.
7. **After the declaration of result**, if the result of any candidate is captioned as PMA/LO/IR/DE/, he/she should immediately bring it to the notice of the Tabulation Section of Examination Wing within 15 days positively, failing which no claim whatsoever shall be entertained.
8. If a candidate appears in the subject/paper in which He/She is not otherwise eligible, His/Her examination to that subject/paper shall stand automatically cancelled and the candidate will have no claim whatsoever.



# University of Kashmir, Srinagar

## Admit Card

UG 5TH & 6TH Semester Backlog Examination Batch-2015.

<b>Course:</b>	<b>BA</b>	<b>Roll No:</b>	<b>20564796</b>
<b>Session:</b>	<b>Bi-Ann</b>	<b>Year:</b>	<b>2020</b>
<b>Name of the Candidate:</b>	KHALID RASHID		
<b>Son/Daughter of:</b>	ABDUL RASHID BHAT		
<b>Centre No:</b>	1		
<b>Name of the Centre:</b>	GOVT DEGREE COLLEGE, ANANTNAG (BOYS)		
<b>Subject(s) in which to be Examined:</b>	ED06		



Please admit the candidate (Provisionally) in the center for the subjects(s) mentioned in the statement to be held on the dates as given in the Date Sheet

**Sd/-**  
**Deputy controller of Examination**

### Important Examination and Result Guidelines:

While attempting your question paper in the examination hall, you have to strictly abide by various instructions which are printed on the cover page of each Answer Book. Some of the important guidelines are reproduced here for your benefit.

**Note: The appearance of the candidate is purely on provisional basis subject to determination of eligibility**

1. Always keep the Examination Admit Card/Roll No. Slip with you and show it the supervisory staff/inspection team on duty as and when required/demanded.
2. No candidate shall be allowed to carry inside the Examination Hall, any textual material, printed or written, bits of paper or any other material of like nature. If any candidate is found in possession of such material after commencement of examination- whether in use or not- he/she is liable to be disqualified. Cellular phones, pager and other Electronic devices are not allowed during the examination. Candidates must deposit these items in the custody of the supervisory staff well before the commencement of the Examination.
3. A candidate, who reports after 30 minutes of the commencement of the Examination, shall not be permitted to take the Examination.
4. Write your Roll No./Enrollment No. neatly and correctly on the right side of Answer Book in the box shown below the caption "To be filled by the candidate".
5. Write carefully the Name of Examination, Name of the Subject, Name of Paper/Course, Date of Examination at two places viz on the right side and on the left side of the cover page of the Answer Book at the space provided for purpose.
6. Mention the same Question No. against the answer of a question as given in the Question paper.
7. **After the declaration of result**, if the result of any candidate is captioned as PMA/LO/IR/DE/, he/she should immediately bring it to the notice of the Tabulation Section of Examination Wing within 15 days positively, failing which no claim whatsoever shall be entertained.
8. If a candidate appears in the subject/paper in which He/She is not otherwise eligible, His/Her examination to that subject/paper shall stand automatically cancelled and the candidate will have no claim whatsoever.



# University of Kashmir, Srinagar

## Admit Card

UG 5TH & 6TH Semester Backlog Examination Batch-2015.

<b>Course:</b>	<b>BA</b>	<b>Roll No:</b>	<b>20564797</b>
<b>Session:</b>	<b>Bi-Ann</b>	<b>Year:</b>	<b>2020</b>
<b>Name of the Candidate:</b>	AURIF WAQAR PADDER		
<b>Son/Daughter of:</b>	AB REHMAN PADDER		
<b>Centre No:</b>	1		
<b>Name of the Centre:</b>	GOVT DEGREE COLLEGE, ANANTNAG (BOYS)		
<b>Subject(s) in which to be Examined:</b>	IS06		



Please admit the candidate (Provisionally) in the center for the subjects(s) mentioned in the statement to be held on the dates as given in the Date Sheet

**Sd/-**  
**Deputy controller of Examination**

### Important Examination and Result Guidelines:

While attempting your question paper in the examination hall, you have to strictly abide by various instructions which are printed on the cover page of each Answer Book. Some of the important guidelines are reproduced here for your benefit.

**Note: The appearance of the candidate is purely on provisional basis subject to determination of eligibility**


1. Always keep the Examination Admit Card/Roll No. Slip with you and show it the supervisory staff/inspection team on duty as and when required/demanded.
2. No candidate shall be allowed to carry inside the Examination Hall, any textual material, printed or written, bits of paper or any other material of like nature. If any candidate is found in possession of such material after commencement of examination- whether in use or not- he/she is liable to be disqualified. Cellular phones, pager and other Electronic devices are not allowed during the examination. Candidates must deposit these items in the custody of the supervisory staff well before the commencement of the Examination.
3. A candidate, who reports after 30 minutes of the commencement of the Examination, shall not be permitted to take the Examination.
4. Write your Roll No./Enrollment No. neatly and correctly on the right side of Answer Book in the box shown below the caption "To be filled by the candidate".
5. Write carefully the Name of Examination, Name of the Subject, Name of Paper/Course, Date of Examination at two places viz on the right side and on the left side of the cover page of the Answer Book at the space provided for purpose.
6. Mention the same Question No. against the answer of a question as given in the Question paper.
7. **After the declaration of result**, if the result of any candidate is captioned as PMA/LO/IR/DE/, he/she should immediately bring it to the notice of the Tabulation Section of Examination Wing within 15 days positively, failing which no claim whatsoever shall be entertained.
8. If a candidate appears in the subject/paper in which He/She is not otherwise eligible, His/Her examination to that subject/paper shall stand automatically cancelled and the candidate will have no claim whatsoever.



# University of Kashmir, Srinagar

## Admit Card

UG 5TH & 6TH Semester Backlog Examination Batch-2015.

<b>Course:</b>	<b>BA</b>	<b>Roll No:</b>	<b>20564798</b>
<b>Session:</b>	Bi-Ann	<b>Year:</b>	2020
<b>Name of the Candidate:</b>	AARIF HUSSAIN BHAT		
<b>Son/Daughter of:</b>	GHULAM MOHAMMAD BHAT		
<b>Centre No:</b>	1		
<b>Name of the Centre:</b>	GOVT DEGREE COLLEGE, ANANTNAG (BOYS)		
<b>Subject(s) in which to be Examined:</b>	PS06		

Please admit the candidate (Provisionally) in the center for the subjects(s) mentioned in the statement to be held on the dates as given in the Date Sheet

**Sd/-**  
**Deputy controller of Examination**

### Important Examination and Result Guidelines:

While attempting your question paper in the examination hall, you have to strictly abide by various instructions which are printed on the cover page of each Answer Book. Some of the important guidelines are reproduced here for your benefit.

**Note: The appearance of the candidate is purely on provisional basis subject to determination of eligibility**


1. Always keep the Examination Admit Card/Roll No. Slip with you and show it the supervisory staff/inspection team on duty as and when required/demanded.
2. No candidate shall be allowed to carry inside the Examination Hall, any textual material, printed or written, bits of paper or any other material of like nature. If any candidate is found in possession of such material after commencement of examination- whether in use or not- he/she is liable to be disqualified. Cellular phones, pager and other Electronic devices are not allowed during the examination. Candidates must deposit these items in the custody of the supervisory staff well before the commencement of the Examination.
3. A candidate, who reports after 30 minutes of the commencement of the Examination, shall not be permitted to take the Examination.
4. Write your Roll No./Enrollment No. neatly and correctly on the right side of Answer Book in the box shown below the caption "To be filled by the candidate".
5. Write carefully the Name of Examination, Name of the Subject, Name of Paper/Course, Date of Examination at two places viz on the right side and on the left side of the cover page of the Answer Book at the space provided for purpose.
6. Mention the same Question No. against the answer of a question as given in the Question paper.
7. **After the declaration of result**, if the result of any candidate is captioned as PMA/LO/IR/DE/, he/she should immediately bring it to the notice of the Tabulation Section of Examination Wing within 15 days positively, failing which no claim whatsoever shall be entertained.
8. If a candidate appears in the subject/paper in which He/She is not otherwise eligible, His/Her examination to that subject/paper shall stand automatically cancelled and the candidate will have no claim whatsoever.



# University of Kashmir, Srinagar

## Admit Card

UG 5TH & 6TH Semester Backlog Examination Batch-2015.

<b>Course:</b>	<b>BA</b>	<b>Roll No:</b>	<b>20564799</b>
<b>Session:</b>	<b>Bi-Ann</b>	<b>Year:</b>	<b>2020</b>
<b>Name of the Candidate:</b>	ARIF AFZAL		
<b>Son/Daughter of:</b>	MOHD AFZAL RESHI		
<b>Centre No:</b>	1		
<b>Name of the Centre:</b>	GOVT DEGREE COLLEGE, ANANTNAG (BOYS)		
<b>Subject(s) in which to be Examined:</b>	IS06		

Please admit the candidate (Provisionally) in the center for the subjects(s) mentioned in the statement to be held on the dates as given in the Date Sheet

**Sd/-**  
**Deputy controller of Examination**

### Important Examination and Result Guidelines:

While attempting your question paper in the examination hall, you have to strictly abide by various instructions which are printed on the cover page of each Answer Book. Some of the important guidelines are reproduced here for your benefit.

**Note: The appearance of the candidate is purely on provisional basis subject to determination of eligibility**

1. Always keep the Examination Admit Card/Roll No. Slip with you and show it the supervisory staff/inspection team on duty as and when required/demanded.
2. No candidate shall be allowed to carry inside the Examination Hall, any textual material, printed or written, bits of paper or any other material of like nature. If any candidate is found in possession of such material after commencement of examination- whether in use or not- he/she is liable to be disqualified. Cellular phones, pager and other Electronic devices are not allowed during the examination. Candidates must deposit these items in the custody of the supervisory staff well before the commencement of the Examination.
3. A candidate, who reports after 30 minutes of the commencement of the Examination, shall not be permitted to take the Examination.
4. Write your Roll No./Enrollment No. neatly and correctly on the right side of Answer Book in the box shown below the caption "To be filled by the candidate".
5. Write carefully the Name of Examination, Name of the Subject, Name of Paper/Course, Date of Examination at two places viz on the right side and on the left side of the cover page of the Answer Book at the space provided for purpose.
6. Mention the same Question No. against the answer of a question as given in the Question paper.
7. **After the declaration of result**, if the result of any candidate is captioned as PMA/LO/IR/DE/, he/she should immediately bring it to the notice of the Tabulation Section of Examination Wing within 15 days positively, failing which no claim whatsoever shall be entertained.
8. If a candidate appears in the subject/paper in which He/She is not otherwise eligible, His/Her examination to that subject/paper shall stand automatically cancelled and the candidate will have no claim whatsoever.



# University of Kashmir, Srinagar

## Admit Card

UG 5TH & 6TH Semester Backlog Examination Batch-2015.

<b>Course:</b>	<b>BA</b>	<b>Roll No:</b>	<b>20564800</b>
<b>Session:</b>	<b>Bi-Ann</b>	<b>Year:</b>	<b>2020</b>
<b>Name of the Candidate:</b>	JAMID BASHIR		
<b>Son/Daughter of:</b>	BASHIR AHMAD MALIK		
<b>Centre No:</b>	1		
<b>Name of the Centre:</b>	GOVT DEGREE COLLEGE, ANANTNAG (BOYS)		
<b>Subject(s) in which to be Examined:</b>	EC06		



Please admit the candidate (Provisionally) in the center for the subjects(s) mentioned in the statement to be held on the dates as given in the Date Sheet

**Sd/-**  
**Deputy controller of Examination**

### Important Examination and Result Guidelines:

While attempting your question paper in the examination hall, you have to strictly abide by various instructions which are printed on the cover page of each Answer Book. Some of the important guidelines are reproduced here for your benefit.

**Note: The appearance of the candidate is purely on provisional basis subject to determination of eligibility**

1. Always keep the Examination Admit Card/Roll No. Slip with you and show it the supervisory staff/inspection team on duty as and when required/demanded.
2. No candidate shall be allowed to carry inside the Examination Hall, any textual material, printed or written, bits of paper or any other material of like nature. If any candidate is found in possession of such material after commencement of examination- whether in use or not- he/she is liable to be disqualified. Cellular phones, pager and other Electronic devices are not allowed during the examination. Candidates must deposit these items in the custody of the supervisory staff well before the commencement of the Examination.
3. A candidate, who reports after 30 minutes of the commencement of the Examination, shall not be permitted to take the Examination.
4. Write your Roll No./Enrollment No. neatly and correctly on the right side of Answer Book in the box shown below the caption "To be filled by the candidate".
5. Write carefully the Name of Examination, Name of the Subject, Name of Paper/Course, Date of Examination at two places viz on the right side and on the left side of the cover page of the Answer Book at the space provided for purpose.
6. Mention the same Question No. against the answer of a question as given in the Question paper.
7. **After the declaration of result**, if the result of any candidate is captioned as PMA/LO/IR/DE/, he/she should immediately bring it to the notice of the Tabulation Section of Examination Wing within 15 days positively, failing which no claim whatsoever shall be entertained.
8. If a candidate appears in the subject/paper in which He/She is not otherwise eligible, His/Her examination to that subject/paper shall stand automatically cancelled and the candidate will have no claim whatsoever.






# University of Kashmir, Srinagar

## Admit Card

UG 5TH & 6TH Semester Backlog Examination Batch-2015.

<b>Course:</b>	<b>BA</b>	<b>Roll No:</b>	<b>20564801</b>
<b>Session:</b>	<b>Bi-Ann</b>	<b>Year:</b>	<b>2020</b>
<b>Name of the Candidate:</b>	JALIB RASOOL WANI		
<b>Son/Daughter of:</b>	GH RASOOL WANI		
<b>Centre No:</b>	1		
<b>Name of the Centre:</b>	GOVT DEGREE COLLEGE, ANANTNAG (BOYS)		
<b>Subject(s) in which to be Examined:</b>	ED06		

Please admit the candidate (Provisionally) in the center for the subjects(s) mentioned in the statement to be held on the dates as given in the Date Sheet

**Sd/-**  
**Deputy controller of Examination**

### Important Examination and Result Guidelines:

While attempting your question paper in the examination hall, you have to strictly abide by various instructions which are printed on the cover page of each Answer Book. Some of the important guidelines are reproduced here for your benefit.

**Note: The appearance of the candidate is purely on provisional basis subject to determination of eligibility**


1. Always keep the Examination Admit Card/Roll No. Slip with you and show it the supervisory staff/inspection team on duty as and when required/demanded.
2. No candidate shall be allowed to carry inside the Examination Hall, any textual material, printed or written, bits of paper or any other material of like nature. If any candidate is found in possession of such material after commencement of examination- whether in use or not- he/she is liable to be disqualified. Cellular phones, pager and other Electronic devices are not allowed during the examination. Candidates must deposit these items in the custody of the supervisory staff well before the commencement of the Examination.
3. A candidate, who reports after 30 minutes of the commencement of the Examination, shall not be permitted to take the Examination.
4. Write your Roll No./Enrollment No. neatly and correctly on the right side of Answer Book in the box shown below the caption "To be filled by the candidate".
5. Write carefully the Name of Examination, Name of the Subject, Name of Paper/Course, Date of Examination at two places viz on the right side and on the left side of the cover page of the Answer Book at the space provided for purpose.
6. Mention the same Question No. against the answer of a question as given in the Question paper.
7. **After the declaration of result**, if the result of any candidate is captioned as PMA/LO/IR/DE/, he/she should immediately bring it to the notice of the Tabulation Section of Examination Wing within 15 days positively, failing which no claim whatsoever shall be entertained.
8. If a candidate appears in the subject/paper in which He/She is not otherwise eligible, His/Her examination to that subject/paper shall stand automatically cancelled and the candidate will have no claim whatsoever.



# University of Kashmir, Srinagar

## Admit Card

UG 5TH & 6TH Semester Backlog Examination Batch-2015.

<b>Course:</b>	<b>BA</b>	<b>Roll No:</b>	<b>20564802</b>
<b>Session:</b>	<b>Bi-Ann</b>	<b>Year:</b>	<b>2020</b>
<b>Name of the Candidate:</b>	AADIL MAJEED WANI		
<b>Son/Daughter of:</b>	AB MAJEED WANI		
<b>Centre No:</b>	1		
<b>Name of the Centre:</b>	GOVT DEGREE COLLEGE, ANANTNAG (BOYS)		
<b>Subject(s) in which to be Examined:</b>	IS06		

Please admit the candidate (Provisionally) in the center for the subjects(s) mentioned in the statement to be held on the dates as given in the Date Sheet

**Sd/-**  
**Deputy controller of Examination**

### Important Examination and Result Guidelines:

While attempting your question paper in the examination hall, you have to strictly abide by various instructions which are printed on the cover page of each Answer Book. Some of the important guidelines are reproduced here for your benefit.

**Note: The appearance of the candidate is purely on provisional basis subject to determination of eligibility**

1. Always keep the Examination Admit Card/Roll No. Slip with you and show it the supervisory staff/inspection team on duty as and when required/demanded.
2. No candidate shall be allowed to carry inside the Examination Hall, any textual material, printed or written, bits of paper or any other material of like nature. If any candidate is found in possession of such material after commencement of examination- whether in use or not- he/she is liable to be disqualified. Cellular phones, pager and other Electronic devices are not allowed during the examination. Candidates must deposit these items in the custody of the supervisory staff well before the commencement of the Examination.
3. A candidate, who reports after 30 minutes of the commencement of the Examination, shall not be permitted to take the Examination.
4. Write your Roll No./Enrollment No. neatly and correctly on the right side of Answer Book in the box shown below the caption "To be filled by the candidate".
5. Write carefully the Name of Examination, Name of the Subject, Name of Paper/Course, Date of Examination at two places viz on the right side and on the left side of the cover page of the Answer Book at the space provided for purpose.
6. Mention the same Question No. against the answer of a question as given in the Question paper.
7. **After the declaration of result**, if the result of any candidate is captioned as PMA/LO/IR/DE/, he/she should immediately bring it to the notice of the Tabulation Section of Examination Wing within 15 days positively, failing which no claim whatsoever shall be entertained.
8. If a candidate appears in the subject/paper in which He/She is not otherwise eligible, His/Her examination to that subject/paper shall stand automatically cancelled and the candidate will have no claim whatsoever.



# University of Kashmir, Srinagar

## Admit Card

UG 5TH & 6TH Semester Backlog Examination Batch-2015.

<b>Course:</b>	<b>BA</b>	<b>Roll No:</b>	<b>20564803</b>
<b>Session:</b>	<b>Bi-Ann</b>	<b>Year:</b>	<b>2020</b>
<b>Name of the Candidate:</b>	AMIR AHMAD BHAT		
<b>Son/Daughter of:</b>	MOHAMMAD MAQBOOL BHAT		
<b>Centre No:</b>	1		
<b>Name of the Centre:</b>	GOVT DEGREE COLLEGE, ANANTNAG (BOYS)		
<b>Subject(s) in which to be Examined:</b>	IS06		



Please admit the candidate (Provisionally) in the center for the subjects(s) mentioned in the statement to be held on the dates as given in the Date Sheet

**Sd/-**  
**Deputy controller of Examination**

### Important Examination and Result Guidelines:

While attempting your question paper in the examination hall, you have to strictly abide by various instructions which are printed on the cover page of each Answer Book. Some of the important guidelines are reproduced here for your benefit.

**Note: The appearance of the candidate is purely on provisional basis subject to determination of eligibility**

1. Always keep the Examination Admit Card/Roll No. Slip with you and show it the supervisory staff/inspection team on duty as and when required/demanded.
2. No candidate shall be allowed to carry inside the Examination Hall, any textual material, printed or written, bits of paper or any other material of like nature. If any candidate is found in possession of such material after commencement of examination- whether in use or not- he/she is liable to be disqualified. Cellular phones, pager and other Electronic devices are not allowed during the examination. Candidates must deposit these items in the custody of the supervisory staff well before the commencement of the Examination.
3. A candidate, who reports after 30 minutes of the commencement of the Examination, shall not be permitted to take the Examination.
4. Write your Roll No./Enrollment No. neatly and correctly on the right side of Answer Book in the box shown below the caption "To be filled by the candidate".
5. Write carefully the Name of Examination, Name of the Subject, Name of Paper/Course, Date of Examination at two places viz on the right side and on the left side of the cover page of the Answer Book at the space provided for purpose.
6. Mention the same Question No. against the answer of a question as given in the Question paper.
7. **After the declaration of result**, if the result of any candidate is captioned as PMA/LO/IR/DE/, he/she should immediately bring it to the notice of the Tabulation Section of Examination Wing within 15 days positively, failing which no claim whatsoever shall be entertained.
8. If a candidate appears in the subject/paper in which He/She is not otherwise eligible, His/Her examination to that subject/paper shall stand automatically cancelled and the candidate will have no claim whatsoever.



# University of Kashmir, Srinagar

## Admit Card

UG 5TH & 6TH Semester Backlog Examination Batch-2015.

<b>Course:</b>	<b>BA</b>	<b>Roll No:</b>	<b>20564804</b>
<b>Session:</b>	<b>Bi-Ann</b>	<b>Year:</b>	<b>2020</b>
<b>Name of the Candidate:</b>	AAISHAK HUSSAIN KHAN		
<b>Son/Daughter of:</b>	NOOR HASSAN KHAN		
<b>Centre No:</b>	1		
<b>Name of the Centre:</b>	GOVT DEGREE COLLEGE, ANANTNAG (BOYS)		
<b>Subject(s) in which to be Examined:</b>	ED06		



Please admit the candidate (Provisionally) in the center for the subjects(s) mentioned in the statement to be held on the dates as given in the Date Sheet

**Sd/-**  
**Deputy controller of Examination**

### Important Examination and Result Guidelines:

While attempting your question paper in the examination hall, you have to strictly abide by various instructions which are printed on the cover page of each Answer Book. Some of the important guidelines are reproduced here for your benefit.

**Note: The appearance of the candidate is purely on provisional basis subject to determination of eligibility**


1. Always keep the Examination Admit Card/Roll No. Slip with you and show it the supervisory staff/inspection team on duty as and when required/demanded.
2. No candidate shall be allowed to carry inside the Examination Hall, any textual material, printed or written, bits of paper or any other material of like nature. If any candidate is found in possession of such material after commencement of examination- whether in use or not- he/she is liable to be disqualified. Cellular phones, pager and other Electronic devices are not allowed during the examination. Candidates must deposit these items in the custody of the supervisory staff well before the commencement of the Examination.
3. A candidate, who reports after 30 minutes of the commencement of the Examination, shall not be permitted to take the Examination.
4. Write your Roll No./Enrollment No. neatly and correctly on the right side of Answer Book in the box shown below the caption "To be filled by the candidate".
5. Write carefully the Name of Examination, Name of the Subject, Name of Paper/Course, Date of Examination at two places viz on the right side and on the left side of the cover page of the Answer Book at the space provided for purpose.
6. Mention the same Question No. against the answer of a question as given in the Question paper.
7. **After the declaration of result**, if the result of any candidate is captioned as PMA/LO/IR/DE/, he/she should immediately bring it to the notice of the Tabulation Section of Examination Wing within 15 days positively, failing which no claim whatsoever shall be entertained.
8. If a candidate appears in the subject/paper in which He/She is not otherwise eligible, His/Her examination to that subject/paper shall stand automatically cancelled and the candidate will have no claim whatsoever.



# University of Kashmir, Srinagar

## Admit Card

UG 5TH & 6TH Semester Backlog Examination Batch-2015.

<b>Course:</b>	<b>BA</b>	<b>Roll No:</b>	<b>20564805</b>
<b>Session:</b>	<b>Bi-Ann</b>	<b>Year:</b>	<b>2020</b>
<b>Name of the Candidate:</b>	AARIF IBRAHIM BHAT		
<b>Son/Daughter of:</b>	MOHD IBRAHIM BHAT		
<b>Centre No:</b>	1		
<b>Name of the Centre:</b>	GOVT DEGREE COLLEGE, ANANTNAG (BOYS)		
<b>Subject(s) in which to be Examined:</b>	UR06		

Please admit the candidate (Provisionally) in the center for the subjects(s) mentioned in the statement to be held on the dates as given in the Date Sheet

**Sd/-**  
**Deputy controller of Examination**

### Important Examination and Result Guidelines:

While attempting your question paper in the examination hall, you have to strictly abide by various instructions which are printed on the cover page of each Answer Book. Some of the important guidelines are reproduced here for your benefit.

**Note: The appearance of the candidate is purely on provisional basis subject to determination of eligibility**


1. Always keep the Examination Admit Card/Roll No. Slip with you and show it the supervisory staff/inspection team on duty as and when required/demanded.
2. No candidate shall be allowed to carry inside the Examination Hall, any textual material, printed or written, bits of paper or any other material of like nature. If any candidate is found in possession of such material after commencement of examination- whether in use or not- he/she is liable to be disqualified. Cellular phones, pager and other Electronic devices are not allowed during the examination. Candidates must deposit these items in the custody of the supervisory staff well before the commencement of the Examination.
3. A candidate, who reports after 30 minutes of the commencement of the Examination, shall not be permitted to take the Examination.
4. Write your Roll No./Enrollment No. neatly and correctly on the right side of Answer Book in the box shown below the caption "To be filled by the candidate".
5. Write carefully the Name of Examination, Name of the Subject, Name of Paper/Course, Date of Examination at two places viz on the right side and on the left side of the cover page of the Answer Book at the space provided for purpose.
6. Mention the same Question No. against the answer of a question as given in the Question paper.
7. **After the declaration of result**, if the result of any candidate is captioned as PMA/LO/IR/DE/, he/she should immediately bring it to the notice of the Tabulation Section of Examination Wing within 15 days positively, failing which no claim whatsoever shall be entertained.
8. If a candidate appears in the subject/paper in which He/She is not otherwise eligible, His/Her examination to that subject/paper shall stand automatically cancelled and the candidate will have no claim whatsoever.



# University of Kashmir, Srinagar

## Admit Card

UG 5TH & 6TH Semester Backlog Examination Batch-2015.

<b>Course:</b> BA	<b>Roll No:</b> 20564806
<b>Session:</b> Bi-Ann	<b>Year:</b> 2020
<b>Name of the Candidate:</b> AARIF HAMID RESHI	
<b>Son/Daughter of:</b> AB HAMID RESHI	
<b>Centre No:</b> 1	
<b>Name of the Centre:</b> GOVT DEGREE COLLEGE, ANANTNAG (BOYS)	
<b>Subject(s) in which to be Examined:</b> EC06-MA06	

Please admit the candidate (Provisionally) in the center for the subjects(s) mentioned in the statement to be held on the dates as given in the Date Sheet

Sd/-  
Deputy controller of Examination

### Important Examination and Result Guidelines:

While attempting your question paper in the examination hall, you have to strictly abide by various instructions which are printed on the cover page of each Answer Book. Some of the important guidelines are reproduced here for your benefit.

**Note: The appearance of the candidate is purely on provisional basis subject to determination of eligibility**

1. Always keep the Examination Admit Card/Roll No. Slip with you and show it the supervisory staff/inspection team on duty as and when required/demanded.
2. No candidate shall be allowed to carry inside the Examination Hall, any textual material, printed or written, bits of paper or any other material of like nature. If any candidate is found in possession of such material after commencement of examination- whether in use or not- he/she is liable to be disqualified. Cellular phones, pager and other Electronic devices are not allowed during the examination. Candidates must deposit these items in the custody of the supervisory staff well before the commencement of the Examination.
3. A candidate, who reports after 30 minutes of the commencement of the Examination, shall not be permitted to take the Examination.
4. Write your Roll No./Enrollment No. neatly and correctly on the right side of Answer Book in the box shown below the caption "To be filled by the candidate".
5. Write carefully the Name of Examination, Name of the Subject, Name of Paper/Course, Date of Examination at two places viz on the right side and on the left side of the cover page of the Answer Book at the space provided for purpose.
6. Mention the same Question No. against the answer of a question as given in the Question paper.
7. **After the declaration of result**, if the result of any candidate is captioned as PMA/LO/IR/DE/, he/she should immediately bring it to the notice of the Tabulation Section of Examination Wing within 15 days positively, failing which no claim whatsoever shall be entertained.
8. If a candidate appears in the subject/paper in which He/She is not otherwise eligible, His/Her examination to that subject/paper shall stand automatically cancelled and the candidate will have no claim whatsoever.



# University of Kashmir, Srinagar

## Admit Card

UG 5TH & 6TH Semester Backlog Examination Batch-2015.

<b>Course:</b>	<b>BA</b>	<b>Roll No:</b>	<b>20564807</b>
<b>Session:</b>	<b>Bi-Ann</b>	<b>Year:</b>	<b>2020</b>
<b>Name of the Candidate:</b>	YAWAR AHMAD RUNYAL		
<b>Son/Daughter of:</b>	SHARIEF AHMAD RUNYAL		
<b>Centre No:</b>	1		
<b>Name of the Centre:</b>	GOVT DEGREE COLLEGE, ANANTNAG (BOYS)		
<b>Subject(s) in which to be Examined:</b>	ENG06-AR06		



Please admit the candidate (Provisionally) in the center for the subjects(s) mentioned in the statement to be held on the dates as given in the Date Sheet

**Sd/-**  
**Deputy controller of Examination**

### Important Examination and Result Guidelines:

While attempting your question paper in the examination hall, you have to strictly abide by various instructions which are printed on the cover page of each Answer Book. Some of the important guidelines are reproduced here for your benefit.

**Note: The appearance of the candidate is purely on provisional basis subject to determination of eligibility**


1. Always keep the Examination Admit Card/Roll No. Slip with you and show it the supervisory staff/inspection team on duty as and when required/demanded.
2. No candidate shall be allowed to carry inside the Examination Hall, any textual material, printed or written, bits of paper or any other material of like nature. If any candidate is found in possession of such material after commencement of examination- whether in use or not- he/she is liable to be disqualified. Cellular phones, pager and other Electronic devices are not allowed during the examination. Candidates must deposit these items in the custody of the supervisory staff well before the commencement of the Examination.
3. A candidate, who reports after 30 minutes of the commencement of the Examination, shall not be permitted to take the Examination.
4. Write your Roll No./Enrollment No. neatly and correctly on the right side of Answer Book in the box shown below the caption "To be filled by the candidate".
5. Write carefully the Name of Examination, Name of the Subject, Name of Paper/Course, Date of Examination at two places viz on the right side and on the left side of the cover page of the Answer Book at the space provided for purpose.
6. Mention the same Question No. against the answer of a question as given in the Question paper.
7. **After the declaration of result**, if the result of any candidate is captioned as PMA/LO/IR/DE/, he/she should immediately bring it to the notice of the Tabulation Section of Examination Wing within 15 days positively, failing which no claim whatsoever shall be entertained.
8. If a candidate appears in the subject/paper in which He/She is not otherwise eligible, His/Her examination to that subject/paper shall stand automatically cancelled and the candidate will have no claim whatsoever.



# University of Kashmir, Srinagar

## Admit Card

UG 5TH & 6TH Semester Backlog Examination Batch-2015.

<b>Course:</b>	<b>BA</b>	<b>Roll No:</b>	<b>20564808</b>
<b>Session:</b>	<b>Bi-Ann</b>	<b>Year:</b>	<b>2020</b>
<b>Name of the Candidate:</b>	RABIEA TARIQ		
<b>Son/Daughter of:</b>	TARIQ AHMAD SHEIKH		
<b>Centre No:</b>	1		
<b>Name of the Centre:</b>	GOVT DEGREE COLLEGE, ANANTNAG (BOYS)		
<b>Subject(s) in which to be Examined:</b>	GG06		

Please admit the candidate (Provisionally) in the center for the subjects(s) mentioned in the statement to be held on the dates as given in the Date Sheet

**Sd/-**  
**Deputy controller of Examination**

### Important Examination and Result Guidelines:

While attempting your question paper in the examination hall, you have to strictly abide by various instructions which are printed on the cover page of each Answer Book. Some of the important guidelines are reproduced here for your benefit.

**Note: The appearance of the candidate is purely on provisional basis subject to determination of eligibility**

1. Always keep the Examination Admit Card/Roll No. Slip with you and show it the supervisory staff/inspection team on duty as and when required/demanded.
2. No candidate shall be allowed to carry inside the Examination Hall, any textual material, printed or written, bits of paper or any other material of like nature. If any candidate is found in possession of such material after commencement of examination- whether in use or not- he/she is liable to be disqualified. Cellular phones, pager and other Electronic devices are not allowed during the examination. Candidates must deposit these items in the custody of the supervisory staff well before the commencement of the Examination.
3. A candidate, who reports after 30 minutes of the commencement of the Examination, shall not be permitted to take the Examination.
4. Write your Roll No./Enrollment No. neatly and correctly on the right side of Answer Book in the box shown below the caption "To be filled by the candidate".
5. Write carefully the Name of Examination, Name of the Subject, Name of Paper/Course, Date of Examination at two places viz on the right side and on the left side of the cover page of the Answer Book at the space provided for purpose.
6. Mention the same Question No. against the answer of a question as given in the Question paper.
7. **After the declaration of result**, if the result of any candidate is captioned as PMA/LO/IR/DE/, he/she should immediately bring it to the notice of the Tabulation Section of Examination Wing within 15 days positively, failing which no claim whatsoever shall be entertained.
8. If a candidate appears in the subject/paper in which He/She is not otherwise eligible, His/Her examination to that subject/paper shall stand automatically cancelled and the candidate will have no claim whatsoever.






# University of Kashmir, Srinagar

## Admit Card

UG 5TH & 6TH Semester Backlog Examination Batch-2015.

<b>Course:</b>	<b>BA</b>	<b>Roll No:</b>	<b>20564809</b>
<b>Session:</b>	<b>Bi-Ann</b>	<b>Year:</b>	<b>2020</b>
<b>Name of the Candidate:</b>	UMAR FAROOQ		
<b>Son/Daughter of:</b>	FAROOQ AHMAD SHAH		
<b>Centre No:</b>	1		
<b>Name of the Centre:</b>	GOVT DEGREE COLLEGE, ANANTNAG (BOYS)		
<b>Subject(s) in which to be Examined:</b>	ED06		

Please admit the candidate (Provisionally) in the center for the subjects(s) mentioned in the statement to be held on the dates as given in the Date Sheet

**Sd/-**  
**Deputy controller of Examination**

### Important Examination and Result Guidelines:

While attempting your question paper in the examination hall, you have to strictly abide by various instructions which are printed on the cover page of each Answer Book. Some of the important guidelines are reproduced here for your benefit.

**Note: The appearance of the candidate is purely on provisional basis subject to determination of eligibility**


1. Always keep the Examination Admit Card/Roll No. Slip with you and show it the supervisory staff/inspection team on duty as and when required/demanded.
2. No candidate shall be allowed to carry inside the Examination Hall, any textual material, printed or written, bits of paper or any other material of like nature. If any candidate is found in possession of such material after commencement of examination- whether in use or not- he/she is liable to be disqualified. Cellular phones, pager and other Electronic devices are not allowed during the examination. Candidates must deposit these items in the custody of the supervisory staff well before the commencement of the Examination.
3. A candidate, who reports after 30 minutes of the commencement of the Examination, shall not be permitted to take the Examination.
4. Write your Roll No./Enrollment No. neatly and correctly on the right side of Answer Book in the box shown below the caption "To be filled by the candidate".
5. Write carefully the Name of Examination, Name of the Subject, Name of Paper/Course, Date of Examination at two places viz on the right side and on the left side of the cover page of the Answer Book at the space provided for purpose.
6. Mention the same Question No. against the answer of a question as given in the Question paper.
7. **After the declaration of result**, if the result of any candidate is captioned as PMA/LO/IR/DE/, he/she should immediately bring it to the notice of the Tabulation Section of Examination Wing within 15 days positively, failing which no claim whatsoever shall be entertained.
8. If a candidate appears in the subject/paper in which He/She is not otherwise eligible, His/Her examination to that subject/paper shall stand automatically cancelled and the candidate will have no claim whatsoever.



# University of Kashmir, Srinagar

## Admit Card

UG 5TH & 6TH Semester Backlog Examination Batch-2015.

<b>Course:</b>	<b>BA</b>	<b>Roll No:</b>	<b>20564810</b>
<b>Session:</b>	<b>Bi-Ann</b>	<b>Year:</b>	<b>2020</b>
<b>Name of the Candidate:</b>	NAZIM AHMAD ITOO		
<b>Son/Daughter of:</b>	MANZOOR AHMAD ITOO		
<b>Centre No:</b>	1		
<b>Name of the Centre:</b>	GOVT DEGREE COLLEGE, ANANTNAG (BOYS)		
<b>Subject(s) in which to be Examined:</b>	IS06		

Please admit the candidate (Provisionally) in the center for the subjects(s) mentioned in the statement to be held on the dates as given in the Date Sheet

**Sd/-**  
**Deputy controller of Examination**

### Important Examination and Result Guidelines:

While attempting your question paper in the examination hall, you have to strictly abide by various instructions which are printed on the cover page of each Answer Book. Some of the important guidelines are reproduced here for your benefit.

**Note: The appearance of the candidate is purely on provisional basis subject to determination of eligibility**


1. Always keep the Examination Admit Card/Roll No. Slip with you and show it the supervisory staff/inspection team on duty as and when required/demanded.
2. No candidate shall be allowed to carry inside the Examination Hall, any textual material, printed or written, bits of paper or any other material of like nature. If any candidate is found in possession of such material after commencement of examination- whether in use or not- he/she is liable to be disqualified. Cellular phones, pager and other Electronic devices are not allowed during the examination. Candidates must deposit these items in the custody of the supervisory staff well before the commencement of the Examination.
3. A candidate, who reports after 30 minutes of the commencement of the Examination, shall not be permitted to take the Examination.
4. Write your Roll No./Enrollment No. neatly and correctly on the right side of Answer Book in the box shown below the caption "To be filled by the candidate".
5. Write carefully the Name of Examination, Name of the Subject, Name of Paper/Course, Date of Examination at two places viz on the right side and on the left side of the cover page of the Answer Book at the space provided for purpose.
6. Mention the same Question No. against the answer of a question as given in the Question paper.
7. **After the declaration of result**, if the result of any candidate is captioned as PMA/LO/IR/DE/, he/she should immediately bring it to the notice of the Tabulation Section of Examination Wing within 15 days positively, failing which no claim whatsoever shall be entertained.
8. If a candidate appears in the subject/paper in which He/She is not otherwise eligible, His/Her examination to that subject/paper shall stand automatically cancelled and the candidate will have no claim whatsoever.



# University of Kashmir, Srinagar

## Admit Card

UG 5TH & 6TH Semester Backlog Examination Batch-2015.

<b>Course:</b>	<b>BA</b>	<b>Roll No:</b>	<b>20564811</b>
<b>Session:</b>	<b>Bi-Ann</b>	<b>Year:</b>	<b>2020</b>
<b>Name of the Candidate:</b>	GH JEELANI KHAN		
<b>Son/Daughter of:</b>	AB QAYOOM KHAN		
<b>Centre No:</b>	1		
<b>Name of the Centre:</b>	GOVT DEGREE COLLEGE, ANANTNAG (BOYS)		
<b>Subject(s) in which to be Examined:</b>	ENG06-KMR06		

Please admit the candidate (Provisionally) in the center for the subjects(s) mentioned in the statement to be held on the dates as given in the Date Sheet

**Sd/-**  
**Deputy controller of Examination**

### Important Examination and Result Guidelines:

While attempting your question paper in the examination hall, you have to strictly abide by various instructions which are printed on the cover page of each Answer Book. Some of the important guidelines are reproduced here for your benefit.

**Note: The appearance of the candidate is purely on provisional basis subject to determination of eligibility**


1. Always keep the Examination Admit Card/Roll No. Slip with you and show it the supervisory staff/inspection team on duty as and when required/demanded.
2. No candidate shall be allowed to carry inside the Examination Hall, any textual material, printed or written, bits of paper or any other material of like nature. If any candidate is found in possession of such material after commencement of examination- whether in use or not- he/she is liable to be disqualified. Cellular phones, pager and other Electronic devices are not allowed during the examination. Candidates must deposit these items in the custody of the supervisory staff well before the commencement of the Examination.
3. A candidate, who reports after 30 minutes of the commencement of the Examination, shall not be permitted to take the Examination.
4. Write your Roll No./Enrollment No. neatly and correctly on the right side of Answer Book in the box shown below the caption "To be filled by the candidate".
5. Write carefully the Name of Examination, Name of the Subject, Name of Paper/Course, Date of Examination at two places viz on the right side and on the left side of the cover page of the Answer Book at the space provided for purpose.
6. Mention the same Question No. against the answer of a question as given in the Question paper.
7. **After the declaration of result**, if the result of any candidate is captioned as PMA/LO/IR/DE/, he/she should immediately bring it to the notice of the Tabulation Section of Examination Wing within 15 days positively, failing which no claim whatsoever shall be entertained.
8. If a candidate appears in the subject/paper in which He/She is not otherwise eligible, His/Her examination to that subject/paper shall stand automatically cancelled and the candidate will have no claim whatsoever.



# University of Kashmir, Srinagar

## Admit Card

UG 5TH & 6TH Semester Backlog Examination Batch-2015.

<b>Course:</b>	<b>BA</b>	<b>Roll No:</b>	<b>20564812</b>
<b>Session:</b>	<b>Bi-Ann</b>	<b>Year:</b>	<b>2020</b>
<b>Name of the Candidate:</b>	GOWHER SAJAD LONE		
<b>Son/Daughter of:</b>	SAJAD HYDER LONE		
<b>Centre No:</b>	1		
<b>Name of the Centre:</b>	GOVT DEGREE COLLEGE, ANANTNAG (BOYS)		
<b>Subject(s) in which to be Examined:</b>	GG06		

Please admit the candidate (Provisionally) in the center for the subjects(s) mentioned in the statement to be held on the dates as given in the Date Sheet

**Sd/-**  
**Deputy controller of Examination**

### Important Examination and Result Guidelines:

While attempting your question paper in the examination hall, you have to strictly abide by various instructions which are printed on the cover page of each Answer Book. Some of the important guidelines are reproduced here for your benefit.

**Note: The appearance of the candidate is purely on provisional basis subject to determination of eligibility**

1. Always keep the Examination Admit Card/Roll No. Slip with you and show it the supervisory staff/inspection team on duty as and when required/demanded.
2. No candidate shall be allowed to carry inside the Examination Hall, any textual material, printed or written, bits of paper or any other material of like nature. If any candidate is found in possession of such material after commencement of examination- whether in use or not- he/she is liable to be disqualified. Cellular phones, pager and other Electronic devices are not allowed during the examination. Candidates must deposit these items in the custody of the supervisory staff well before the commencement of the Examination.
3. A candidate, who reports after 30 minutes of the commencement of the Examination, shall not be permitted to take the Examination.
4. Write your Roll No./Enrollment No. neatly and correctly on the right side of Answer Book in the box shown below the caption "To be filled by the candidate".
5. Write carefully the Name of Examination, Name of the Subject, Name of Paper/Course, Date of Examination at two places viz on the right side and on the left side of the cover page of the Answer Book at the space provided for purpose.
6. Mention the same Question No. against the answer of a question as given in the Question paper.
7. **After the declaration of result**, if the result of any candidate is captioned as PMA/LO/IR/DE/, he/she should immediately bring it to the notice of the Tabulation Section of Examination Wing within 15 days positively, failing which no claim whatsoever shall be entertained.
8. If a candidate appears in the subject/paper in which He/She is not otherwise eligible, His/Her examination to that subject/paper shall stand automatically cancelled and the candidate will have no claim whatsoever.



# University of Kashmir, Srinagar

## Admit Card

UG 5TH & 6TH Semester Backlog Examination Batch-2015.

<b>Course:</b>	<b>BA</b>	<b>Roll No:</b>	<b>20564813</b>
<b>Session:</b>	<b>Bi-Ann</b>	<b>Year:</b>	<b>2020</b>
<b>Name of the Candidate:</b>	MAJID GULZAR		
<b>Son/Daughter of:</b>	GULZAR AHMAD NAJAR		
<b>Centre No:</b>	1		
<b>Name of the Centre:</b>	GOVT DEGREE COLLEGE, ANANTNAG (BOYS)		
<b>Subject(s) in which to be Examined:</b>	IS06		



Please admit the candidate (Provisionally) in the center for the subjects(s) mentioned in the statement to be held on the dates as given in the Date Sheet

**Sd/-**  
**Deputy controller of Examination**

### Important Examination and Result Guidelines:

While attempting your question paper in the examination hall, you have to strictly abide by various instructions which are printed on the cover page of each Answer Book. Some of the important guidelines are reproduced here for your benefit.

**Note: The appearance of the candidate is purely on provisional basis subject to determination of eligibility**


1. Always keep the Examination Admit Card/Roll No. Slip with you and show it the supervisory staff/inspection team on duty as and when required/demanded.
2. No candidate shall be allowed to carry inside the Examination Hall, any textual material, printed or written, bits of paper or any other material of like nature. If any candidate is found in possession of such material after commencement of examination- whether in use or not- he/she is liable to be disqualified. Cellular phones, pager and other Electronic devices are not allowed during the examination. Candidates must deposit these items in the custody of the supervisory staff well before the commencement of the Examination.
3. A candidate, who reports after 30 minutes of the commencement of the Examination, shall not be permitted to take the Examination.
4. Write your Roll No./Enrollment No. neatly and correctly on the right side of Answer Book in the box shown below the caption "To be filled by the candidate".
5. Write carefully the Name of Examination, Name of the Subject, Name of Paper/Course, Date of Examination at two places viz on the right side and on the left side of the cover page of the Answer Book at the space provided for purpose.
6. Mention the same Question No. against the answer of a question as given in the Question paper.
7. **After the declaration of result**, if the result of any candidate is captioned as PMA/LO/IR/DE/, he/she should immediately bring it to the notice of the Tabulation Section of Examination Wing within 15 days positively, failing which no claim whatsoever shall be entertained.
8. If a candidate appears in the subject/paper in which He/She is not otherwise eligible, His/Her examination to that subject/paper shall stand automatically cancelled and the candidate will have no claim whatsoever.



# University of Kashmir, Srinagar

## Admit Card

UG 5TH & 6TH Semester Backlog Examination Batch-2015.

<b>Course:</b>	<b>BA</b>	<b>Roll No:</b>	<b>20564814</b>
<b>Session:</b>	Bi-Ann	<b>Year:</b>	2020
<b>Name of the Candidate:</b>	UMER RASOOL		
<b>Son/Daughter of:</b>	GH RASOOL LONE		
<b>Centre No:</b>	1		
<b>Name of the Centre:</b>	GOVT DEGREE COLLEGE, ANANTNAG (BOYS)		
<b>Subject(s) in which to be Examined:</b>	IS06		

Please admit the candidate (Provisionally) in the center for the subjects(s) mentioned in the statement to be held on the dates as given in the Date Sheet

**Sd/-**  
**Deputy controller of Examination**

### Important Examination and Result Guidelines:

While attempting your question paper in the examination hall, you have to strictly abide by various instructions which are printed on the cover page of each Answer Book. Some of the important guidelines are reproduced here for your benefit.

**Note: The appearance of the candidate is purely on provisional basis subject to determination of eligibility**

1. Always keep the Examination Admit Card/Roll No. Slip with you and show it the supervisory staff/inspection team on duty as and when required/demanded.
2. No candidate shall be allowed to carry inside the Examination Hall, any textual material, printed or written, bits of paper or any other material of like nature. If any candidate is found in possession of such material after commencement of examination- whether in use or not- he/she is liable to be disqualified. Cellular phones, pager and other Electronic devices are not allowed during the examination. Candidates must deposit these items in the custody of the supervisory staff well before the commencement of the Examination.
3. A candidate, who reports after 30 minutes of the commencement of the Examination, shall not be permitted to take the Examination.
4. Write your Roll No./Enrollment No. neatly and correctly on the right side of Answer Book in the box shown below the caption "To be filled by the candidate".
5. Write carefully the Name of Examination, Name of the Subject, Name of Paper/Course, Date of Examination at two places viz on the right side and on the left side of the cover page of the Answer Book at the space provided for purpose.
6. Mention the same Question No. against the answer of a question as given in the Question paper.
7. **After the declaration of result**, if the result of any candidate is captioned as PMA/LO/IR/DE/, he/she should immediately bring it to the notice of the Tabulation Section of Examination Wing within 15 days positively, failing which no claim whatsoever shall be entertained.
8. If a candidate appears in the subject/paper in which He/She is not otherwise eligible, His/Her examination to that subject/paper shall stand automatically cancelled and the candidate will have no claim whatsoever.



# University of Kashmir, Srinagar

## Admit Card

UG 5TH & 6TH Semester Backlog Examination Batch-2015.

<b>Course:</b>	<b>BA</b>	<b>Roll No:</b>	<b>20564815</b>
<b>Session:</b>	<b>Bi-Ann</b>	<b>Year:</b>	<b>2020</b>
<b>Name of the Candidate:</b>	AABID AHMAD BATOO		
<b>Son/Daughter of:</b>	GULL MOHAMMAD BATOO		
<b>Centre No:</b>	1		
<b>Name of the Centre:</b>	GOVT DEGREE COLLEGE, ANANTNAG (BOYS)		
<b>Subject(s) in which to be Examined:</b>	GG06		



Please admit the candidate (Provisionally) in the center for the subjects(s) mentioned in the statement to be held on the dates as given in the Date Sheet

**Sd/-**  
**Deputy controller of Examination**

### Important Examination and Result Guidelines:

While attempting your question paper in the examination hall, you have to strictly abide by various instructions which are printed on the cover page of each Answer Book. Some of the important guidelines are reproduced here for your benefit.

**Note: The appearance of the candidate is purely on provisional basis subject to determination of eligibility**

1. Always keep the Examination Admit Card/Roll No. Slip with you and show it the supervisory staff/inspection team on duty as and when required/demanded.
2. No candidate shall be allowed to carry inside the Examination Hall, any textual material, printed or written, bits of paper or any other material of like nature. If any candidate is found in possession of such material after commencement of examination- whether in use or not- he/she is liable to be disqualified. Cellular phones, pager and other Electronic devices are not allowed during the examination. Candidates must deposit these items in the custody of the supervisory staff well before the commencement of the Examination.
3. A candidate, who reports after 30 minutes of the commencement of the Examination, shall not be permitted to take the Examination.
4. Write your Roll No./Enrollment No. neatly and correctly on the right side of Answer Book in the box shown below the caption "To be filled by the candidate".
5. Write carefully the Name of Examination, Name of the Subject, Name of Paper/Course, Date of Examination at two places viz on the right side and on the left side of the cover page of the Answer Book at the space provided for purpose.
6. Mention the same Question No. against the answer of a question as given in the Question paper.
7. **After the declaration of result**, if the result of any candidate is captioned as PMA/LO/IR/DE/, he/she should immediately bring it to the notice of the Tabulation Section of Examination Wing within 15 days positively, failing which no claim whatsoever shall be entertained.
8. If a candidate appears in the subject/paper in which He/She is not otherwise eligible, His/Her examination to that subject/paper shall stand automatically cancelled and the candidate will have no claim whatsoever.



# University of Kashmir, Srinagar

## Admit Card

UG 5TH & 6TH Semester Backlog Examination Batch-2015.

<b>Course:</b>	<b>BA</b>	<b>Roll No:</b>	<b>20564816</b>
<b>Session:</b>	<b>Bi-Ann</b>	<b>Year:</b>	<b>2020</b>
<b>Name of the Candidate:</b>	TAJAMUL ISLAM BHAT		
<b>Son/Daughter of:</b>	BASHIR AHMAD BHAT		
<b>Centre No:</b>	1		
<b>Name of the Centre:</b>	GOVT DEGREE COLLEGE, ANANTNAG (BOYS)		
<b>Subject(s) in which to be Examined:</b>	GG06		



Please admit the candidate (Provisionally) in the center for the subjects(s) mentioned in the statement to be held on the dates as given in the Date Sheet

**Sd/-**  
**Deputy controller of Examination**

### Important Examination and Result Guidelines:

While attempting your question paper in the examination hall, you have to strictly abide by various instructions which are printed on the cover page of each Answer Book. Some of the important guidelines are reproduced here for your benefit.

**Note: The appearance of the candidate is purely on provisional basis subject to determination of eligibility**

1. Always keep the Examination Admit Card/Roll No. Slip with you and show it the supervisory staff/inspection team on duty as and when required/demanded.
2. No candidate shall be allowed to carry inside the Examination Hall, any textual material, printed or written, bits of paper or any other material of like nature. If any candidate is found in possession of such material after commencement of examination- whether in use or not- he/she is liable to be disqualified. Cellular phones, pager and other Electronic devices are not allowed during the examination. Candidates must deposit these items in the custody of the supervisory staff well before the commencement of the Examination.
3. A candidate, who reports after 30 minutes of the commencement of the Examination, shall not be permitted to take the Examination.
4. Write your Roll No./Enrollment No. neatly and correctly on the right side of Answer Book in the box shown below the caption "To be filled by the candidate".
5. Write carefully the Name of Examination, Name of the Subject, Name of Paper/Course, Date of Examination at two places viz on the right side and on the left side of the cover page of the Answer Book at the space provided for purpose.
6. Mention the same Question No. against the answer of a question as given in the Question paper.
7. **After the declaration of result**, if the result of any candidate is captioned as PMA/LO/IR/DE/, he/she should immediately bring it to the notice of the Tabulation Section of Examination Wing within 15 days positively, failing which no claim whatsoever shall be entertained.
8. If a candidate appears in the subject/paper in which He/She is not otherwise eligible, His/Her examination to that subject/paper shall stand automatically cancelled and the candidate will have no claim whatsoever.






# University of Kashmir, Srinagar

## Admit Card

UG 5TH & 6TH Semester Backlog Examination Batch-2015.

<b>Course:</b>	<b>BA</b>	<b>Roll No:</b>	<b>20564817</b>
<b>Session:</b>	Bi-Ann	<b>Year:</b>	2020
<b>Name of the Candidate:</b>	TAWSIF AHMAD GANIE		
<b>Son/Daughter of:</b>	ABDUR RAHMAN GANIE		
<b>Centre No:</b>	1		
<b>Name of the Centre:</b>	GOVT DEGREE COLLEGE, ANANTNAG (BOYS)		
<b>Subject(s) in which to be Examined:</b>	ENG06-ED06-KMR06-		

Please admit the candidate (Provisionally) in the center for the subjects(s) mentioned in the statement to be held on the dates as given in the Date Sheet

**Sd/-**  
**Deputy controller of Examination**

### Important Examination and Result Guidelines:

While attempting your question paper in the examination hall, you have to strictly abide by various instructions which are printed on the cover page of each Answer Book. Some of the important guidelines are reproduced here for your benefit.

**Note: The appearance of the candidate is purely on provisional basis subject to determination of eligibility**

1. Always keep the Examination Admit Card/Roll No. Slip with you and show it the supervisory staff/inspection team on duty as and when required/demanded.
2. No candidate shall be allowed to carry inside the Examination Hall, any textual material, printed or written, bits of paper or any other material of like nature. If any candidate is found in possession of such material after commencement of examination- whether in use or not- he/she is liable to be disqualified. Cellular phones, pager and other Electronic devices are not allowed during the examination. Candidates must deposit these items in the custody of the supervisory staff well before the commencement of the Examination.
3. A candidate, who reports after 30 minutes of the commencement of the Examination, shall not be permitted to take the Examination.
4. Write your Roll No./Enrollment No. neatly and correctly on the right side of Answer Book in the box shown below the caption "To be filled by the candidate".
5. Write carefully the Name of Examination, Name of the Subject, Name of Paper/Course, Date of Examination at two places viz on the right side and on the left side of the cover page of the Answer Book at the space provided for purpose.
6. Mention the same Question No. against the answer of a question as given in the Question paper.
7. **After the declaration of result**, if the result of any candidate is captioned as PMA/LO/IR/DE/, he/she should immediately bring it to the notice of the Tabulation Section of Examination Wing within 15 days positively, failing which no claim whatsoever shall be entertained.
8. If a candidate appears in the subject/paper in which He/She is not otherwise eligible, His/Her examination to that subject/paper shall stand automatically cancelled and the candidate will have no claim whatsoever.



# University of Kashmir, Srinagar

## Admit Card

UG 5TH & 6TH Semester Backlog Examination Batch-2015.

<b>Course:</b>	<b>BA</b>	<b>Roll No:</b>	<b>20564818</b>
<b>Session:</b>	<b>Bi-Ann</b>	<b>Year:</b>	<b>2020</b>
<b>Name of the Candidate:</b>	AHNAAN MANZOOR		
<b>Son/Daughter of:</b>	MANZOOR AHMAD WAGAY		
<b>Centre No:</b>	1		
<b>Name of the Centre:</b>	GOVT DEGREE COLLEGE, ANANTNAG (BOYS)		
<b>Subject(s) in which to be Examined:</b>	HS06		



Please admit the candidate (Provisionally) in the center for the subjects(s) mentioned in the statement to be held on the dates as given in the Date Sheet

**Sd/-**  
**Deputy controller of Examination**

### Important Examination and Result Guidelines:

While attempting your question paper in the examination hall, you have to strictly abide by various instructions which are printed on the cover page of each Answer Book. Some of the important guidelines are reproduced here for your benefit.

**Note: The appearance of the candidate is purely on provisional basis subject to determination of eligibility**

1. Always keep the Examination Admit Card/Roll No. Slip with you and show it the supervisory staff/inspection team on duty as and when required/demanded.
2. No candidate shall be allowed to carry inside the Examination Hall, any textual material, printed or written, bits of paper or any other material of like nature. If any candidate is found in possession of such material after commencement of examination- whether in use or not- he/she is liable to be disqualified. Cellular phones, pager and other Electronic devices are not allowed during the examination. Candidates must deposit these items in the custody of the supervisory staff well before the commencement of the Examination.
3. A candidate, who reports after 30 minutes of the commencement of the Examination, shall not be permitted to take the Examination.
4. Write your Roll No./Enrollment No. neatly and correctly on the right side of Answer Book in the box shown below the caption "To be filled by the candidate".
5. Write carefully the Name of Examination, Name of the Subject, Name of Paper/Course, Date of Examination at two places viz on the right side and on the left side of the cover page of the Answer Book at the space provided for purpose.
6. Mention the same Question No. against the answer of a question as given in the Question paper.
7. **After the declaration of result**, if the result of any candidate is captioned as PMA/LO/IR/DE/, he/she should immediately bring it to the notice of the Tabulation Section of Examination Wing within 15 days positively, failing which no claim whatsoever shall be entertained.
8. If a candidate appears in the subject/paper in which He/She is not otherwise eligible, His/Her examination to that subject/paper shall stand automatically cancelled and the candidate will have no claim whatsoever.



# University of Kashmir, Srinagar

## Admit Card

UG 5TH & 6TH Semester Backlog Examination Batch-2015.

<b>Course:</b>	<b>BA</b>	<b>Roll No:</b>	<b>20564819</b>
<b>Session:</b>	Bi-Ann	<b>Year:</b>	2020
<b>Name of the Candidate:</b>	AMIR GULZAR		
<b>Son/Daughter of:</b>	GULZAR AHMAD BHAT		
<b>Centre No:</b>	1		
<b>Name of the Centre:</b>	GOVT DEGREE COLLEGE, ANANTNAG (BOYS)		
<b>Subject(s) in which to be Examined:</b>	IS06		



Please admit the candidate (Provisionally) in the center for the subjects(s) mentioned in the statement to be held on the dates as given in the Date Sheet

**Sd/-**  
**Deputy controller of Examination**

### Important Examination and Result Guidelines:

While attempting your question paper in the examination hall, you have to strictly abide by various instructions which are printed on the cover page of each Answer Book. Some of the important guidelines are reproduced here for your benefit.

**Note: The appearance of the candidate is purely on provisional basis subject to determination of eligibility**

1. Always keep the Examination Admit Card/Roll No. Slip with you and show it the supervisory staff/inspection team on duty as and when required/demanded.
2. No candidate shall be allowed to carry inside the Examination Hall, any textual material, printed or written, bits of paper or any other material of like nature. If any candidate is found in possession of such material after commencement of examination- whether in use or not- he/she is liable to be disqualified. Cellular phones, pager and other Electronic devices are not allowed during the examination. Candidates must deposit these items in the custody of the supervisory staff well before the commencement of the Examination.
3. A candidate, who reports after 30 minutes of the commencement of the Examination, shall not be permitted to take the Examination.
4. Write your Roll No./Enrollment No. neatly and correctly on the right side of Answer Book in the box shown below the caption "To be filled by the candidate".
5. Write carefully the Name of Examination, Name of the Subject, Name of Paper/Course, Date of Examination at two places viz on the right side and on the left side of the cover page of the Answer Book at the space provided for purpose.
6. Mention the same Question No. against the answer of a question as given in the Question paper.
7. **After the declaration of result**, if the result of any candidate is captioned as PMA/LO/IR/DE/, he/she should immediately bring it to the notice of the Tabulation Section of Examination Wing within 15 days positively, failing which no claim whatsoever shall be entertained.
8. If a candidate appears in the subject/paper in which He/She is not otherwise eligible, His/Her examination to that subject/paper shall stand automatically cancelled and the candidate will have no claim whatsoever.



# University of Kashmir, Srinagar

## Admit Card

UG 5TH & 6TH Semester Backlog Examination Batch-2015.

<b>Course:</b>	<b>BA</b>	<b>Roll No:</b>	<b>20564820</b>
<b>Session:</b>	<b>Bi-Ann</b>	<b>Year:</b>	<b>2020</b>
<b>Name of the Candidate:</b>	IDREES AHMAD NAIKOO		
<b>Son/Daughter of:</b>	AB HAMID NAIKOO		
<b>Centre No:</b>	1		
<b>Name of the Centre:</b>	GOVT DEGREE COLLEGE, ANANTNAG (BOYS)		
<b>Subject(s) in which to be Examined:</b>	ED05-IS05-UR05-ED06-IS06-UR06-		



Please admit the candidate (Provisionally) in the center for the subjects(s) mentioned in the statement to be held on the dates as given in the Date Sheet

**Sd/-**  
**Deputy controller of Examination**

### Important Examination and Result Guidelines:

While attempting your question paper in the examination hall, you have to strictly abide by various instructions which are printed on the cover page of each Answer Book. Some of the important guidelines are reproduced here for your benefit.

**Note: The appearance of the candidate is purely on provisional basis subject to determination of eligibility**

1. Always keep the Examination Admit Card/Roll No. Slip with you and show it the supervisory staff/inspection team on duty as and when required/demanded.
2. No candidate shall be allowed to carry inside the Examination Hall, any textual material, printed or written, bits of paper or any other material of like nature. If any candidate is found in possession of such material after commencement of examination- whether in use or not- he/she is liable to be disqualified. Cellular phones, pager and other Electronic devices are not allowed during the examination. Candidates must deposit these items in the custody of the supervisory staff well before the commencement of the Examination.
3. A candidate, who reports after 30 minutes of the commencement of the Examination, shall not be permitted to take the Examination.
4. Write your Roll No./Enrollment No. neatly and correctly on the right side of Answer Book in the box shown below the caption "To be filled by the candidate".
5. Write carefully the Name of Examination, Name of the Subject, Name of Paper/Course, Date of Examination at two places viz on the right side and on the left side of the cover page of the Answer Book at the space provided for purpose.
6. Mention the same Question No. against the answer of a question as given in the Question paper.
7. **After the declaration of result**, if the result of any candidate is captioned as PMA/LO/IR/DE/, he/she should immediately bring it to the notice of the Tabulation Section of Examination Wing within 15 days positively, failing which no claim whatsoever shall be entertained.
8. If a candidate appears in the subject/paper in which He/She is not otherwise eligible, His/Her examination to that subject/paper shall stand automatically cancelled and the candidate will have no claim whatsoever.



# University of Kashmir, Srinagar

## Admit Card

UG 5TH & 6TH Semester Backlog Examination Batch-2015.

<b>Course:</b>	<b>BA</b>	<b>Roll No:</b>	<b>20564821</b>
<b>Session:</b>	<b>Bi-Ann</b>	<b>Year:</b>	<b>2020</b>
<b>Name of the Candidate:</b>	NAYEEM BASHIR TANTRY		
<b>Son/Daughter of:</b>	BASHIR AHMAD TANTRY		
<b>Centre No:</b>	1		
<b>Name of the Centre:</b>	GOVT DEGREE COLLEGE, ANANTNAG (BOYS)		
<b>Subject(s) in which to be Examined:</b>	ENG05-AR05-ED06		



Please admit the candidate (Provisionally) in the center for the subjects(s) mentioned in the statement to be held on the dates as given in the Date Sheet

**Sd/-**  
**Deputy controller of Examination**

### Important Examination and Result Guidelines:

While attempting your question paper in the examination hall, you have to strictly abide by various instructions which are printed on the cover page of each Answer Book. Some of the important guidelines are reproduced here for your benefit.

**Note: The appearance of the candidate is purely on provisional basis subject to determination of eligibility**

1. Always keep the Examination Admit Card/Roll No. Slip with you and show it the supervisory staff/inspection team on duty as and when required/demanded.
2. No candidate shall be allowed to carry inside the Examination Hall, any textual material, printed or written, bits of paper or any other material of like nature. If any candidate is found in possession of such material after commencement of examination- whether in use or not- he/she is liable to be disqualified. Cellular phones, pager and other Electronic devices are not allowed during the examination. Candidates must deposit these items in the custody of the supervisory staff well before the commencement of the Examination.
3. A candidate, who reports after 30 minutes of the commencement of the Examination, shall not be permitted to take the Examination.
4. Write your Roll No./Enrollment No. neatly and correctly on the right side of Answer Book in the box shown below the caption "To be filled by the candidate".
5. Write carefully the Name of Examination, Name of the Subject, Name of Paper/Course, Date of Examination at two places viz on the right side and on the left side of the cover page of the Answer Book at the space provided for purpose.
6. Mention the same Question No. against the answer of a question as given in the Question paper.
7. **After the declaration of result**, if the result of any candidate is captioned as PMA/LO/IR/DE/, he/she should immediately bring it to the notice of the Tabulation Section of Examination Wing within 15 days positively, failing which no claim whatsoever shall be entertained.
8. If a candidate appears in the subject/paper in which He/She is not otherwise eligible, His/Her examination to that subject/paper shall stand automatically cancelled and the candidate will have no claim whatsoever.



# University of Kashmir, Srinagar

## Admit Card

UG 5TH & 6TH Semester Backlog Examination Batch-2015.

<b>Course:</b>	<b>BA</b>	<b>Roll No:</b>	<b>20564822</b>
<b>Session:</b>	<b>Bi-Ann</b>	<b>Year:</b>	<b>2020</b>
<b>Name of the Candidate:</b>	MURTAZA MANZOOR		
<b>Son/Daughter of:</b>	MANZOOR AHMAD ITOO		
<b>Centre No:</b>	1		
<b>Name of the Centre:</b>	GOVT DEGREE COLLEGE, ANANTNAG (BOYS)		
<b>Subject(s) in which to be Examined:</b>	HS05-HS06		



Please admit the candidate (Provisionally) in the center for the subjects(s) mentioned in the statement to be held on the dates as given in the Date Sheet

**Sd/-**  
**Deputy controller of Examination**

### Important Examination and Result Guidelines:

While attempting your question paper in the examination hall, you have to strictly abide by various instructions which are printed on the cover page of each Answer Book. Some of the important guidelines are reproduced here for your benefit.

**Note: The appearance of the candidate is purely on provisional basis subject to determination of eligibility**


1. Always keep the Examination Admit Card/Roll No. Slip with you and show it the supervisory staff/inspection team on duty as and when required/demanded.
2. No candidate shall be allowed to carry inside the Examination Hall, any textual material, printed or written, bits of paper or any other material of like nature. If any candidate is found in possession of such material after commencement of examination- whether in use or not- he/she is liable to be disqualified. Cellular phones, pager and other Electronic devices are not allowed during the examination. Candidates must deposit these items in the custody of the supervisory staff well before the commencement of the Examination.
3. A candidate, who reports after 30 minutes of the commencement of the Examination, shall not be permitted to take the Examination.
4. Write your Roll No./Enrollment No. neatly and correctly on the right side of Answer Book in the box shown below the caption "To be filled by the candidate".
5. Write carefully the Name of Examination, Name of the Subject, Name of Paper/Course, Date of Examination at two places viz on the right side and on the left side of the cover page of the Answer Book at the space provided for purpose.
6. Mention the same Question No. against the answer of a question as given in the Question paper.
7. **After the declaration of result**, if the result of any candidate is captioned as PMA/LO/IR/DE/, he/she should immediately bring it to the notice of the Tabulation Section of Examination Wing within 15 days positively, failing which no claim whatsoever shall be entertained.
8. If a candidate appears in the subject/paper in which He/She is not otherwise eligible, His/Her examination to that subject/paper shall stand automatically cancelled and the candidate will have no claim whatsoever.



# University of Kashmir, Srinagar

## Admit Card

UG 5TH & 6TH Semester Backlog Examination Batch-2015.

<b>Course:</b>	<b>BSC</b>	<b>Roll No:</b>	<b>20568853</b>
<b>Session:</b>	Bi-Ann	<b>Year:</b>	2020
<b>Name of the Candidate:</b>	FAYAZ AHMED SOHIL		
<b>Son/Daughter of:</b>	AB AZIZ SOHIL		
<b>Centre No:</b>	1		
<b>Name of the Centre:</b>	GOVT DEGREE COLLEGE, ANANTNAG (BOYS)		
<b>Subject(s) in which to be Examined:</b>	CH05		

Please admit the candidate (Provisionally) in the center for the subjects(s) mentioned in the statement to be held on the dates as given in the Date Sheet

**Sd/-**  
**Deputy controller of Examination**

### Important Examination and Result Guidelines:

While attempting your question paper in the examination hall, you have to strictly abide by various instructions which are printed on the cover page of each Answer Book. Some of the important guidelines are reproduced here for your benefit.

**Note: The appearance of the candidate is purely on provisional basis subject to determination of eligibility**


1. Always keep the Examination Admit Card/Roll No. Slip with you and show it the supervisory staff/inspection team on duty as and when required/demanded.
2. No candidate shall be allowed to carry inside the Examination Hall, any textual material, printed or written, bits of paper or any other material of like nature. If any candidate is found in possession of such material after commencement of examination- whether in use or not- he/she is liable to be disqualified. Cellular phones, pager and other Electronic devices are not allowed during the examination. Candidates must deposit these items in the custody of the supervisory staff well before the commencement of the Examination.
3. A candidate, who reports after 30 minutes of the commencement of the Examination, shall not be permitted to take the Examination.
4. Write your Roll No./Enrollment No. neatly and correctly on the right side of Answer Book in the box shown below the caption "To be filled by the candidate".
5. Write carefully the Name of Examination, Name of the Subject, Name of Paper/Course, Date of Examination at two places viz on the right side and on the left side of the cover page of the Answer Book at the space provided for purpose.
6. Mention the same Question No. against the answer of a question as given in the Question paper.
7. **After the declaration of result**, if the result of any candidate is captioned as PMA/LO/IR/DE/, he/she should immediately bring it to the notice of the Tabulation Section of Examination Wing within 15 days positively, failing which no claim whatsoever shall be entertained.
8. If a candidate appears in the subject/paper in which He/She is not otherwise eligible, His/Her examination to that subject/paper shall stand automatically cancelled and the candidate will have no claim whatsoever.



# University of Kashmir, Srinagar

## Admit Card

UG 5TH & 6TH Semester Backlog Examination Batch-2015.

<b>Course:</b>	<b>BSC</b>	<b>Roll No:</b>	<b>20568854</b>
<b>Session:</b>	Bi-Ann	<b>Year:</b>	2020
<b>Name of the Candidate:</b>	FAIZAN AFZAL		
<b>Son/Daughter of:</b>	MOHD AFZAL KHAN		
<b>Centre No:</b>	1		
<b>Name of the Centre:</b>	GOVT DEGREE COLLEGE, ANANTNAG (BOYS)		
<b>Subject(s) in which to be Examined:</b>	ZOO05		

Please admit the candidate (Provisionally) in the center for the subjects(s) mentioned in the statement to be held on the dates as given in the Date Sheet

**Sd/-**  
**Deputy controller of Examination**

### Important Examination and Result Guidelines:

While attempting your question paper in the examination hall, you have to strictly abide by various instructions which are printed on the cover page of each Answer Book. Some of the important guidelines are reproduced here for your benefit.

**Note: The appearance of the candidate is purely on provisional basis subject to determination of eligibility**

1. Always keep the Examination Admit Card/Roll No. Slip with you and show it the supervisory staff/inspection team on duty as and when required/demanded.
2. No candidate shall be allowed to carry inside the Examination Hall, any textual material, printed or written, bits of paper or any other material of like nature. If any candidate is found in possession of such material after commencement of examination- whether in use or not- he/she is liable to be disqualified. Cellular phones, pager and other Electronic devices are not allowed during the examination. Candidates must deposit these items in the custody of the supervisory staff well before the commencement of the Examination.
3. A candidate, who reports after 30 minutes of the commencement of the Examination, shall not be permitted to take the Examination.
4. Write your Roll No./Enrollment No. neatly and correctly on the right side of Answer Book in the box shown below the caption "To be filled by the candidate".
5. Write carefully the Name of Examination, Name of the Subject, Name of Paper/Course, Date of Examination at two places viz on the right side and on the left side of the cover page of the Answer Book at the space provided for purpose.
6. Mention the same Question No. against the answer of a question as given in the Question paper.
7. **After the declaration of result**, if the result of any candidate is captioned as PMA/LO/IR/DE/, he/she should immediately bring it to the notice of the Tabulation Section of Examination Wing within 15 days positively, failing which no claim whatsoever shall be entertained.
8. If a candidate appears in the subject/paper in which He/She is not otherwise eligible, His/Her examination to that subject/paper shall stand automatically cancelled and the candidate will have no claim whatsoever.






# University of Kashmir, Srinagar

## Admit Card

UG 5TH & 6TH Semester Backlog Examination Batch-2015.

<b>Course:</b>	<b>BSC</b>	<b>Roll No:</b>	<b>20568855</b>
<b>Session:</b>	Bi-Ann	<b>Year:</b>	2020
<b>Name of the Candidate:</b>	AAQIB MAQBOOL MIR		
<b>Son/Daughter of:</b>	MOHAMMAD MAQBOOL MIR		
<b>Centre No:</b>	1		
<b>Name of the Centre:</b>	GOVT DEGREE COLLEGE, ANANTNAG (BOYS)		
<b>Subject(s) in which to be Examined:</b>	BOT05-BOT06-ZOO06		

Please admit the candidate (Provisionally) in the center for the subjects(s) mentioned in the statement to be held on the dates as given in the Date Sheet

Sd/-  
Deputy controller of Examination

### Important Examination and Result Guidelines:

While attempting your question paper in the examination hall, you have to strictly abide by various instructions which are printed on the cover page of each Answer Book. Some of the important guidelines are reproduced here for your benefit.

**Note: The appearance of the candidate is purely on provisional basis subject to determination of eligibility**

1. Always keep the Examination Admit Card/Roll No. Slip with you and show it the supervisory staff/inspection team on duty as and when required/demanded.
2. No candidate shall be allowed to carry inside the Examination Hall, any textual material, printed or written, bits of paper or any other material of like nature. If any candidate is found in possession of such material after commencement of examination- whether in use or not- he/she is liable to be disqualified. Cellular phones, pager and other Electronic devices are not allowed during the examination. Candidates must deposit these items in the custody of the supervisory staff well before the commencement of the Examination.
3. A candidate, who reports after 30 minutes of the commencement of the Examination, shall not be permitted to take the Examination.
4. Write your Roll No./Enrollment No. neatly and correctly on the right side of Answer Book in the box shown below the caption "To be filled by the candidate".
5. Write carefully the Name of Examination, Name of the Subject, Name of Paper/Course, Date of Examination at two places viz on the right side and on the left side of the cover page of the Answer Book at the space provided for purpose.
6. Mention the same Question No. against the answer of a question as given in the Question paper.
7. **After the declaration of result**, if the result of any candidate is captioned as PMA/LO/IR/DE/, he/she should immediately bring it to the notice of the Tabulation Section of Examination Wing within 15 days positively, failing which no claim whatsoever shall be entertained.
8. If a candidate appears in the subject/paper in which He/She is not otherwise eligible, His/Her examination to that subject/paper shall stand automatically cancelled and the candidate will have no claim whatsoever.



# University of Kashmir, Srinagar

## Admit Card

UG 5TH & 6TH Semester Backlog Examination Batch-2015.

<b>Course:</b>	<b>BSC</b>	<b>Roll No:</b>	<b>20568856</b>
<b>Session:</b>	<b>Bi-Ann</b>	<b>Year:</b>	<b>2020</b>
<b>Name of the Candidate:</b>	FAISAL MAJEED		
<b>Son/Daughter of:</b>	ABDUL MAJEED WANI		
<b>Centre No:</b>	1		
<b>Name of the Centre:</b>	GOVT DEGREE COLLEGE, ANANTNAG (BOYS)		
<b>Subject(s) in which to be Examined:</b>	CH05		



Please admit the candidate (Provisionally) in the center for the subjects(s) mentioned in the statement to be held on the dates as given in the Date Sheet

**Sd/-**  
**Deputy controller of Examination**

### Important Examination and Result Guidelines:

While attempting your question paper in the examination hall, you have to strictly abide by various instructions which are printed on the cover page of each Answer Book. Some of the important guidelines are reproduced here for your benefit.

**Note: The appearance of the candidate is purely on provisional basis subject to determination of eligibility**

1. Always keep the Examination Admit Card/Roll No. Slip with you and show it the supervisory staff/inspection team on duty as and when required/demanded.
2. No candidate shall be allowed to carry inside the Examination Hall, any textual material, printed or written, bits of paper or any other material of like nature. If any candidate is found in possession of such material after commencement of examination- whether in use or not- he/she is liable to be disqualified. Cellular phones, pager and other Electronic devices are not allowed during the examination. Candidates must deposit these items in the custody of the supervisory staff well before the commencement of the Examination.
3. A candidate, who reports after 30 minutes of the commencement of the Examination, shall not be permitted to take the Examination.
4. Write your Roll No./Enrollment No. neatly and correctly on the right side of Answer Book in the box shown below the caption "To be filled by the candidate".
5. Write carefully the Name of Examination, Name of the Subject, Name of Paper/Course, Date of Examination at two places viz on the right side and on the left side of the cover page of the Answer Book at the space provided for purpose.
6. Mention the same Question No. against the answer of a question as given in the Question paper.
7. **After the declaration of result**, if the result of any candidate is captioned as PMA/LO/IR/DE/, he/she should immediately bring it to the notice of the Tabulation Section of Examination Wing within 15 days positively, failing which no claim whatsoever shall be entertained.
8. If a candidate appears in the subject/paper in which He/She is not otherwise eligible, His/Her examination to that subject/paper shall stand automatically cancelled and the candidate will have no claim whatsoever.



# University of Kashmir, Srinagar

## Admit Card

UG 5TH & 6TH Semester Backlog Examination Batch-2015.

<b>Course:</b>	<b>BSC</b>	<b>Roll No:</b>	<b>20568857</b>
<b>Session:</b>	Bi-Ann	<b>Year:</b>	2020
<b>Name of the Candidate:</b>	ABRAR AHMAD LONE		
<b>Son/Daughter of:</b>	ABDUL AHAD LONE		
<b>Centre No:</b>	1		
<b>Name of the Centre:</b>	GOVT DEGREE COLLEGE, ANANTNAG (BOYS)		
<b>Subject(s) in which to be Examined:</b>	BOT05		



Please admit the candidate (Provisionally) in the center for the subjects(s) mentioned in the statement to be held on the dates as given in the Date Sheet

**Sd/-**  
**Deputy controller of Examination**

### Important Examination and Result Guidelines:

While attempting your question paper in the examination hall, you have to strictly abide by various instructions which are printed on the cover page of each Answer Book. Some of the important guidelines are reproduced here for your benefit.

**Note: The appearance of the candidate is purely on provisional basis subject to determination of eligibility**

1. Always keep the Examination Admit Card/Roll No. Slip with you and show it the supervisory staff/inspection team on duty as and when required/demanded.
2. No candidate shall be allowed to carry inside the Examination Hall, any textual material, printed or written, bits of paper or any other material of like nature. If any candidate is found in possession of such material after commencement of examination- whether in use or not- he/she is liable to be disqualified. Cellular phones, pager and other Electronic devices are not allowed during the examination. Candidates must deposit these items in the custody of the supervisory staff well before the commencement of the Examination.
3. A candidate, who reports after 30 minutes of the commencement of the Examination, shall not be permitted to take the Examination.
4. Write your Roll No./Enrollment No. neatly and correctly on the right side of Answer Book in the box shown below the caption "To be filled by the candidate".
5. Write carefully the Name of Examination, Name of the Subject, Name of Paper/Course, Date of Examination at two places viz on the right side and on the left side of the cover page of the Answer Book at the space provided for purpose.
6. Mention the same Question No. against the answer of a question as given in the Question paper.
7. **After the declaration of result**, if the result of any candidate is captioned as PMA/LO/IR/DE/, he/she should immediately bring it to the notice of the Tabulation Section of Examination Wing within 15 days positively, failing which no claim whatsoever shall be entertained.
8. If a candidate appears in the subject/paper in which He/She is not otherwise eligible, His/Her examination to that subject/paper shall stand automatically cancelled and the candidate will have no claim whatsoever.



# University of Kashmir, Srinagar

## Admit Card

UG 5TH & 6TH Semester Backlog Examination Batch-2015.

<b>Course:</b>	<b>BSC</b>	<b>Roll No:</b>	<b>20568858</b>
<b>Session:</b>	<b>Bi-Ann</b>	<b>Year:</b>	<b>2020</b>
<b>Name of the Candidate:</b>	SHAKIR LATEEF		
<b>Son/Daughter of:</b>	LATEEF AHMAD SHAH		
<b>Centre No:</b>	1		
<b>Name of the Centre:</b>	GOVT DEGREE COLLEGE, ANANTNAG (BOYS)		
<b>Subject(s) in which to be Examined:</b>	CH05		



Please admit the candidate (Provisionally) in the center for the subjects(s) mentioned in the statement to be held on the dates as given in the Date Sheet

**Sd/-**  
**Deputy controller of Examination**

### Important Examination and Result Guidelines:

While attempting your question paper in the examination hall, you have to strictly abide by various instructions which are printed on the cover page of each Answer Book. Some of the important guidelines are reproduced here for your benefit.

**Note: The appearance of the candidate is purely on provisional basis subject to determination of eligibility**

1. Always keep the Examination Admit Card/Roll No. Slip with you and show it the supervisory staff/inspection team on duty as and when required/demanded.
2. No candidate shall be allowed to carry inside the Examination Hall, any textual material, printed or written, bits of paper or any other material of like nature. If any candidate is found in possession of such material after commencement of examination- whether in use or not- he/she is liable to be disqualified. Cellular phones, pager and other Electronic devices are not allowed during the examination. Candidates must deposit these items in the custody of the supervisory staff well before the commencement of the Examination.
3. A candidate, who reports after 30 minutes of the commencement of the Examination, shall not be permitted to take the Examination.
4. Write your Roll No./Enrollment No. neatly and correctly on the right side of Answer Book in the box shown below the caption "To be filled by the candidate".
5. Write carefully the Name of Examination, Name of the Subject, Name of Paper/Course, Date of Examination at two places viz on the right side and on the left side of the cover page of the Answer Book at the space provided for purpose.
6. Mention the same Question No. against the answer of a question as given in the Question paper.
7. **After the declaration of result**, if the result of any candidate is captioned as PMA/LO/IR/DE/, he/she should immediately bring it to the notice of the Tabulation Section of Examination Wing within 15 days positively, failing which no claim whatsoever shall be entertained.
8. If a candidate appears in the subject/paper in which He/She is not otherwise eligible, His/Her examination to that subject/paper shall stand automatically cancelled and the candidate will have no claim whatsoever.




# University of Kashmir, Srinagar

## Admit Card

UG 5TH & 6TH Semester Backlog Examination Batch-2015.

<b>Course:</b>	<b>BSC</b>	<b>Roll No:</b>	<b>20568859</b>
<b>Session:</b>	Bi-Ann	<b>Year:</b>	2020
<b>Name of the Candidate:</b>	TAHIR MOHI DIN		
<b>Son/Daughter of:</b>	GULAM MOHI DIN BHAT		
<b>Centre No:</b>	1		
<b>Name of the Centre:</b>	GOVT DEGREE COLLEGE, ANANTNAG (BOYS)		
<b>Subject(s) in which to be Examined:</b>	CH05		



Please admit the candidate (Provisionally) in the center for the subjects(s) mentioned in the statement to be held on the dates as given in the Date Sheet

**Sd/-**  
**Deputy controller of Examination**

### Important Examination and Result Guidelines:

While attempting your question paper in the examination hall, you have to strictly abide by various instructions which are printed on the cover page of each Answer Book. Some of the important guidelines are reproduced here for your benefit.

**Note: The appearance of the candidate is purely on provisional basis subject to determination of eligibility**

1. Always keep the Examination Admit Card/Roll No. Slip with you and show it the supervisory staff/inspection team on duty as and when required/demanded.
2. No candidate shall be allowed to carry inside the Examination Hall, any textual material, printed or written, bits of paper or any other material of like nature. If any candidate is found in possession of such material after commencement of examination- whether in use or not- he/she is liable to be disqualified. Cellular phones, pager and other Electronic devices are not allowed during the examination. Candidates must deposit these items in the custody of the supervisory staff well before the commencement of the Examination.
3. A candidate, who reports after 30 minutes of the commencement of the Examination, shall not be permitted to take the Examination.
4. Write your Roll No./Enrollment No. neatly and correctly on the right side of Answer Book in the box shown below the caption "To be filled by the candidate".
5. Write carefully the Name of Examination, Name of the Subject, Name of Paper/Course, Date of Examination at two places viz on the right side and on the left side of the cover page of the Answer Book at the space provided for purpose.
6. Mention the same Question No. against the answer of a question as given in the Question paper.
7. **After the declaration of result**, if the result of any candidate is captioned as PMA/LO/IR/DE/, he/she should immediately bring it to the notice of the Tabulation Section of Examination Wing within 15 days positively, failing which no claim whatsoever shall be entertained.
8. If a candidate appears in the subject/paper in which He/She is not otherwise eligible, His/Her examination to that subject/paper shall stand automatically cancelled and the candidate will have no claim whatsoever.




# University of Kashmir, Srinagar

## Admit Card

UG 5TH & 6TH Semester Backlog Examination Batch-2015.

<b>Course:</b>	<b>BSC</b>	<b>Roll No:</b>	<b>20568860</b>
<b>Session:</b>	<b>Bi-Ann</b>	<b>Year:</b>	<b>2020</b>
<b>Name of the Candidate:</b>	<b>KHALID BASHIR</b>		
<b>Son/Daughter of:</b>	<b>BASHIR AHMED NAIK</b>		
<b>Centre No:</b>	<b>1</b>		
<b>Name of the Centre:</b>	<b>GOVT DEGREE COLLEGE, ANANTNAG (BOYS)</b>		
<b>Subject(s) in which to be Examined:</b>	<b>CH05</b>		



Please admit the candidate (Provisionally) in the center for the subjects(s) mentioned in the statement to be held on the dates as given in the Date Sheet

**Sd/-**  
**Deputy controller of Examination**

### Important Examination and Result Guidelines:

While attempting your question paper in the examination hall, you have to strictly abide by various instructions which are printed on the cover page of each Answer Book. Some of the important guidelines are reproduced here for your benefit.

**Note: The appearance of the candidate is purely on provisional basis subject to determination of eligibility**

1. Always keep the Examination Admit Card/Roll No. Slip with you and show it the supervisory staff/inspection team on duty as and when required/demanded.
2. No candidate shall be allowed to carry inside the Examination Hall, any textual material, printed or written, bits of paper or any other material of like nature. If any candidate is found in possession of such material after commencement of examination- whether in use or not- he/she is liable to be disqualified. Cellular phones, pager and other Electronic devices are not allowed during the examination. Candidates must deposit these items in the custody of the supervisory staff well before the commencement of the Examination.
3. A candidate, who reports after 30 minutes of the commencement of the Examination, shall not be permitted to take the Examination.
4. Write your Roll No./Enrollment No. neatly and correctly on the right side of Answer Book in the box shown below the caption "To be filled by the candidate".
5. Write carefully the Name of Examination, Name of the Subject, Name of Paper/Course, Date of Examination at two places viz on the right side and on the left side of the cover page of the Answer Book at the space provided for purpose.
6. Mention the same Question No. against the answer of a question as given in the Question paper.
7. **After the declaration of result**, if the result of any candidate is captioned as PMA/LO/IR/DE/, he/she should immediately bring it to the notice of the Tabulation Section of Examination Wing within 15 days positively, failing which no claim whatsoever shall be entertained.
8. If a candidate appears in the subject/paper in which He/She is not otherwise eligible, His/Her examination to that subject/paper shall stand automatically cancelled and the candidate will have no claim whatsoever.



# University of Kashmir, Srinagar

## Admit Card

UG 5TH & 6TH Semester Backlog Examination Batch-2015.

<b>Course:</b>	<b>BSC</b>	<b>Roll No:</b>	<b>20568861</b>
<b>Session:</b>	Bi-Ann	<b>Year:</b>	2020
<b>Name of the Candidate:</b>	MOHD ANAYAT DAING		
<b>Son/Daughter of:</b>	ATTA MOHD DAING		
<b>Centre No:</b>	1		
<b>Name of the Centre:</b>	GOVT DEGREE COLLEGE, ANANTNAG (BOYS)		
<b>Subject(s) in which to be Examined:</b>	CH05		



Please admit the candidate (Provisionally) in the center for the subjects(s) mentioned in the statement to be held on the dates as given in the Date Sheet

**Sd/-**  
**Deputy controller of Examination**

### Important Examination and Result Guidelines:

While attempting your question paper in the examination hall, you have to strictly abide by various instructions which are printed on the cover page of each Answer Book. Some of the important guidelines are reproduced here for your benefit.

**Note: The appearance of the candidate is purely on provisional basis subject to determination of eligibility**

1. Always keep the Examination Admit Card/Roll No. Slip with you and show it the supervisory staff/inspection team on duty as and when required/demanded.
2. No candidate shall be allowed to carry inside the Examination Hall, any textual material, printed or written, bits of paper or any other material of like nature. If any candidate is found in possession of such material after commencement of examination- whether in use or not- he/she is liable to be disqualified. Cellular phones, pager and other Electronic devices are not allowed during the examination. Candidates must deposit these items in the custody of the supervisory staff well before the commencement of the Examination.
3. A candidate, who reports after 30 minutes of the commencement of the Examination, shall not be permitted to take the Examination.
4. Write your Roll No./Enrollment No. neatly and correctly on the right side of Answer Book in the box shown below the caption "To be filled by the candidate".
5. Write carefully the Name of Examination, Name of the Subject, Name of Paper/Course, Date of Examination at two places viz on the right side and on the left side of the cover page of the Answer Book at the space provided for purpose.
6. Mention the same Question No. against the answer of a question as given in the Question paper.
7. **After the declaration of result**, if the result of any candidate is captioned as PMA/LO/IR/DE/, he/she should immediately bring it to the notice of the Tabulation Section of Examination Wing within 15 days positively, failing which no claim whatsoever shall be entertained.
8. If a candidate appears in the subject/paper in which He/She is not otherwise eligible, His/Her examination to that subject/paper shall stand automatically cancelled and the candidate will have no claim whatsoever.



# University of Kashmir, Srinagar

## Admit Card

UG 5TH & 6TH Semester Backlog Examination Batch-2015.

<b>Course:</b>	<b>BSC</b>	<b>Roll No:</b>	<b>20568862</b>
<b>Session:</b>	<b>Bi-Ann</b>	<b>Year:</b>	<b>2020</b>
<b>Name of the Candidate:</b>	ZAHID HASSAN DAR		
<b>Son/Daughter of:</b>	GH HASSAN DAR		
<b>Centre No:</b>	1		
<b>Name of the Centre:</b>	GOVT DEGREE COLLEGE, ANANTNAG (BOYS)		
<b>Subject(s) in which to be Examined:</b>	CA05		



Please admit the candidate (Provisionally) in the center for the subjects(s) mentioned in the statement to be held on the dates as given in the Date Sheet

**Sd/-**  
**Deputy controller of Examination**

### Important Examination and Result Guidelines:

While attempting your question paper in the examination hall, you have to strictly abide by various instructions which are printed on the cover page of each Answer Book. Some of the important guidelines are reproduced here for your benefit.

**Note: The appearance of the candidate is purely on provisional basis subject to determination of eligibility**

1. Always keep the Examination Admit Card/Roll No. Slip with you and show it the supervisory staff/inspection team on duty as and when required/demanded.
2. No candidate shall be allowed to carry inside the Examination Hall, any textual material, printed or written, bits of paper or any other material of like nature. If any candidate is found in possession of such material after commencement of examination- whether in use or not- he/she is liable to be disqualified. Cellular phones, pager and other Electronic devices are not allowed during the examination. Candidates must deposit these items in the custody of the supervisory staff well before the commencement of the Examination.
3. A candidate, who reports after 30 minutes of the commencement of the Examination, shall not be permitted to take the Examination.
4. Write your Roll No./Enrollment No. neatly and correctly on the right side of Answer Book in the box shown below the caption "To be filled by the candidate".
5. Write carefully the Name of Examination, Name of the Subject, Name of Paper/Course, Date of Examination at two places viz on the right side and on the left side of the cover page of the Answer Book at the space provided for purpose.
6. Mention the same Question No. against the answer of a question as given in the Question paper.
7. **After the declaration of result**, if the result of any candidate is captioned as PMA/LO/IR/DE/, he/she should immediately bring it to the notice of the Tabulation Section of Examination Wing within 15 days positively, failing which no claim whatsoever shall be entertained.
8. If a candidate appears in the subject/paper in which He/She is not otherwise eligible, His/Her examination to that subject/paper shall stand automatically cancelled and the candidate will have no claim whatsoever.





# University of Kashmir, Srinagar

## Admit Card

UG 5TH & 6TH Semester Backlog Examination Batch-2015.

<b>Course:</b>	<b>BSC</b>	<b>Roll No:</b>	<b>20568863</b>
<b>Session:</b>	Bi-Ann	<b>Year:</b>	2020
<b>Name of the Candidate:</b>	MUHAMMAD WASEEM MAGREY		
<b>Son/Daughter of:</b>	AB RAZAQ MAGREY		
<b>Centre No:</b>	1		
<b>Name of the Centre:</b>	GOVT DEGREE COLLEGE, ANANTNAG (BOYS)		
<b>Subject(s) in which to be Examined:</b>	CH05		



Please admit the candidate (Provisionally) in the center for the subjects(s) mentioned in the statement to be held on the dates as given in the Date Sheet

**Sd/-**  
**Deputy controller of Examination**

### Important Examination and Result Guidelines:

While attempting your question paper in the examination hall, you have to strictly abide by various instructions which are printed on the cover page of each Answer Book. Some of the important guidelines are reproduced here for your benefit.

**Note: The appearance of the candidate is purely on provisional basis subject to determination of eligibility**

1. Always keep the Examination Admit Card/Roll No. Slip with you and show it the supervisory staff/inspection team on duty as and when required/demanded.
2. No candidate shall be allowed to carry inside the Examination Hall, any textual material, printed or written, bits of paper or any other material of like nature. If any candidate is found in possession of such material after commencement of examination- whether in use or not- he/she is liable to be disqualified. Cellular phones, pager and other Electronic devices are not allowed during the examination. Candidates must deposit these items in the custody of the supervisory staff well before the commencement of the Examination.
3. A candidate, who reports after 30 minutes of the commencement of the Examination, shall not be permitted to take the Examination.
4. Write your Roll No./Enrollment No. neatly and correctly on the right side of Answer Book in the box shown below the caption "To be filled by the candidate".
5. Write carefully the Name of Examination, Name of the Subject, Name of Paper/Course, Date of Examination at two places viz on the right side and on the left side of the cover page of the Answer Book at the space provided for purpose.
6. Mention the same Question No. against the answer of a question as given in the Question paper.
7. **After the declaration of result**, if the result of any candidate is captioned as PMA/LO/IR/DE/, he/she should immediately bring it to the notice of the Tabulation Section of Examination Wing within 15 days positively, failing which no claim whatsoever shall be entertained.
8. If a candidate appears in the subject/paper in which He/She is not otherwise eligible, His/Her examination to that subject/paper shall stand automatically cancelled and the candidate will have no claim whatsoever.



# University of Kashmir, Srinagar

## Admit Card

UG 5TH & 6TH Semester Backlog Examination Batch-2015.

<b>Course:</b>	<b>BSC</b>	<b>Roll No:</b>	<b>20568864</b>
<b>Session:</b>	<b>Bi-Ann</b>	<b>Year:</b>	<b>2020</b>
<b>Name of the Candidate:</b>	ZAHID HASSAN		
<b>Son/Daughter of:</b>	GH HASSAN GANIE		
<b>Centre No:</b>	1		
<b>Name of the Centre:</b>	GOVT DEGREE COLLEGE, ANANTNAG (BOYS)		
<b>Subject(s) in which to be Examined:</b>	CH05-CH06		



Please admit the candidate (Provisionally) in the center for the subjects(s) mentioned in the statement to be held on the dates as given in the Date Sheet

**Sd/-**  
**Deputy controller of Examination**

### Important Examination and Result Guidelines:

While attempting your question paper in the examination hall, you have to strictly abide by various instructions which are printed on the cover page of each Answer Book. Some of the important guidelines are reproduced here for your benefit.

**Note: The appearance of the candidate is purely on provisional basis subject to determination of eligibility**


1. Always keep the Examination Admit Card/Roll No. Slip with you and show it the supervisory staff/inspection team on duty as and when required/demanded.
2. No candidate shall be allowed to carry inside the Examination Hall, any textual material, printed or written, bits of paper or any other material of like nature. If any candidate is found in possession of such material after commencement of examination- whether in use or not- he/she is liable to be disqualified. Cellular phones, pager and other Electronic devices are not allowed during the examination. Candidates must deposit these items in the custody of the supervisory staff well before the commencement of the Examination.
3. A candidate, who reports after 30 minutes of the commencement of the Examination, shall not be permitted to take the Examination.
4. Write your Roll No./Enrollment No. neatly and correctly on the right side of Answer Book in the box shown below the caption "To be filled by the candidate".
5. Write carefully the Name of Examination, Name of the Subject, Name of Paper/Course, Date of Examination at two places viz on the right side and on the left side of the cover page of the Answer Book at the space provided for purpose.
6. Mention the same Question No. against the answer of a question as given in the Question paper.
7. **After the declaration of result**, if the result of any candidate is captioned as PMA/LO/IR/DE/, he/she should immediately bring it to the notice of the Tabulation Section of Examination Wing within 15 days positively, failing which no claim whatsoever shall be entertained.
8. If a candidate appears in the subject/paper in which He/She is not otherwise eligible, His/Her examination to that subject/paper shall stand automatically cancelled and the candidate will have no claim whatsoever.



# University of Kashmir, Srinagar

## Admit Card

UG 5TH & 6TH Semester Backlog Examination Batch-2015.

<b>Course:</b>	<b>BSC</b>	<b>Roll No:</b>	<b>20568865</b>
<b>Session:</b>	<b>Bi-Ann</b>	<b>Year:</b>	<b>2020</b>
<b>Name of the Candidate:</b>	ISHFAQ AHMAD SHEIKH		
<b>Son/Daughter of:</b>	BASHIR AHMAD SHEIKH		
<b>Centre No:</b>	1		
<b>Name of the Centre:</b>	GOVT DEGREE COLLEGE, ANANTNAG (BOYS)		
<b>Subject(s) in which to be Examined:</b>	CH05-BOT05		

Please admit the candidate (Provisionally) in the center for the subjects(s) mentioned in the statement to be held on the dates as given in the Date Sheet

**Sd/-**  
**Deputy controller of Examination**

### Important Examination and Result Guidelines:

While attempting your question paper in the examination hall, you have to strictly abide by various instructions which are printed on the cover page of each Answer Book. Some of the important guidelines are reproduced here for your benefit.

**Note: The appearance of the candidate is purely on provisional basis subject to determination of eligibility**

1. Always keep the Examination Admit Card/Roll No. Slip with you and show it the supervisory staff/inspection team on duty as and when required/demanded.
2. No candidate shall be allowed to carry inside the Examination Hall, any textual material, printed or written, bits of paper or any other material of like nature. If any candidate is found in possession of such material after commencement of examination- whether in use or not- he/she is liable to be disqualified. Cellular phones, pager and other Electronic devices are not allowed during the examination. Candidates must deposit these items in the custody of the supervisory staff well before the commencement of the Examination.
3. A candidate, who reports after 30 minutes of the commencement of the Examination, shall not be permitted to take the Examination.
4. Write your Roll No./Enrollment No. neatly and correctly on the right side of Answer Book in the box shown below the caption "To be filled by the candidate".
5. Write carefully the Name of Examination, Name of the Subject, Name of Paper/Course, Date of Examination at two places viz on the right side and on the left side of the cover page of the Answer Book at the space provided for purpose.
6. Mention the same Question No. against the answer of a question as given in the Question paper.
7. **After the declaration of result**, if the result of any candidate is captioned as PMA/LO/IR/DE/, he/she should immediately bring it to the notice of the Tabulation Section of Examination Wing within 15 days positively, failing which no claim whatsoever shall be entertained.
8. If a candidate appears in the subject/paper in which He/She is not otherwise eligible, His/Her examination to that subject/paper shall stand automatically cancelled and the candidate will have no claim whatsoever.




# University of Kashmir, Srinagar

## Admit Card

UG 5TH & 6TH Semester Backlog Examination Batch-2015.

<b>Course:</b>	<b>BSC</b>	<b>Roll No:</b>	<b>20568866</b>
<b>Session:</b>	<b>Bi-Ann</b>	<b>Year:</b>	<b>2020</b>
<b>Name of the Candidate:</b>	MANZOOR AHMED HAJAM		
<b>Son/Daughter of:</b>	GH NABI HAJAM		
<b>Centre No:</b>	1		
<b>Name of the Centre:</b>	GOVT DEGREE COLLEGE, ANANTNAG (BOYS)		
<b>Subject(s) in which to be Examined:</b>	BOT05-BOT06		



Please admit the candidate (Provisionally) in the center for the subjects(s) mentioned in the statement to be held on the dates as given in the Date Sheet

**Sd/-**  
**Deputy controller of Examination**

### Important Examination and Result Guidelines:

While attempting your question paper in the examination hall, you have to strictly abide by various instructions which are printed on the cover page of each Answer Book. Some of the important guidelines are reproduced here for your benefit.

**Note: The appearance of the candidate is purely on provisional basis subject to determination of eligibility**


1. Always keep the Examination Admit Card/Roll No. Slip with you and show it the supervisory staff/inspection team on duty as and when required/demanded.
2. No candidate shall be allowed to carry inside the Examination Hall, any textual material, printed or written, bits of paper or any other material of like nature. If any candidate is found in possession of such material after commencement of examination- whether in use or not- he/she is liable to be disqualified. Cellular phones, pager and other Electronic devices are not allowed during the examination. Candidates must deposit these items in the custody of the supervisory staff well before the commencement of the Examination.
3. A candidate, who reports after 30 minutes of the commencement of the Examination, shall not be permitted to take the Examination.
4. Write your Roll No./Enrollment No. neatly and correctly on the right side of Answer Book in the box shown below the caption "To be filled by the candidate".
5. Write carefully the Name of Examination, Name of the Subject, Name of Paper/Course, Date of Examination at two places viz on the right side and on the left side of the cover page of the Answer Book at the space provided for purpose.
6. Mention the same Question No. against the answer of a question as given in the Question paper.
7. **After the declaration of result**, if the result of any candidate is captioned as PMA/LO/IR/DE/, he/she should immediately bring it to the notice of the Tabulation Section of Examination Wing within 15 days positively, failing which no claim whatsoever shall be entertained.
8. If a candidate appears in the subject/paper in which He/She is not otherwise eligible, His/Her examination to that subject/paper shall stand automatically cancelled and the candidate will have no claim whatsoever.



# University of Kashmir, Srinagar

## Admit Card

UG 5TH & 6TH Semester Backlog Examination Batch-2015.

<b>Course:</b>	<b>BSC</b>	<b>Roll No:</b>	<b>20568867</b>
<b>Session:</b>	<b>Bi-Ann</b>	<b>Year:</b>	<b>2020</b>
<b>Name of the Candidate:</b>	OVAIS AHMAD GANAIE		
<b>Son/Daughter of:</b>	MANZOOR AHMAD GANAIE		
<b>Centre No:</b>	1		
<b>Name of the Centre:</b>	GOVT DEGREE COLLEGE, ANANTNAG (BOYS)		
<b>Subject(s) in which to be Examined:</b>	CH05-CA05		

Please admit the candidate (Provisionally) in the center for the subjects(s) mentioned in the statement to be held on the dates as given in the Date Sheet

**Sd/-**  
**Deputy controller of Examination**

### Important Examination and Result Guidelines:

While attempting your question paper in the examination hall, you have to strictly abide by various instructions which are printed on the cover page of each Answer Book. Some of the important guidelines are reproduced here for your benefit.

**Note: The appearance of the candidate is purely on provisional basis subject to determination of eligibility**

1. Always keep the Examination Admit Card/Roll No. Slip with you and show it the supervisory staff/inspection team on duty as and when required/demanded.
2. No candidate shall be allowed to carry inside the Examination Hall, any textual material, printed or written, bits of paper or any other material of like nature. If any candidate is found in possession of such material after commencement of examination- whether in use or not- he/she is liable to be disqualified. Cellular phones, pager and other Electronic devices are not allowed during the examination. Candidates must deposit these items in the custody of the supervisory staff well before the commencement of the Examination.
3. A candidate, who reports after 30 minutes of the commencement of the Examination, shall not be permitted to take the Examination.
4. Write your Roll No./Enrollment No. neatly and correctly on the right side of Answer Book in the box shown below the caption "To be filled by the candidate".
5. Write carefully the Name of Examination, Name of the Subject, Name of Paper/Course, Date of Examination at two places viz on the right side and on the left side of the cover page of the Answer Book at the space provided for purpose.
6. Mention the same Question No. against the answer of a question as given in the Question paper.
7. **After the declaration of result**, if the result of any candidate is captioned as PMA/LO/IR/DE/, he/she should immediately bring it to the notice of the Tabulation Section of Examination Wing within 15 days positively, failing which no claim whatsoever shall be entertained.
8. If a candidate appears in the subject/paper in which He/She is not otherwise eligible, His/Her examination to that subject/paper shall stand automatically cancelled and the candidate will have no claim whatsoever.



# University of Kashmir, Srinagar

## Admit Card

UG 5TH & 6TH Semester Backlog Examination Batch-2015.

<b>Course:</b>	<b>BSC</b>	<b>Roll No:</b>	<b>20568868</b>
<b>Session:</b>	Bi-Ann	<b>Year:</b>	2020
<b>Name of the Candidate:</b>	ADIL RAHEEM LONE		
<b>Son/Daughter of:</b>	ABDUL RAHEEM LONE		
<b>Centre No:</b>	1		
<b>Name of the Centre:</b>	GOVT DEGREE COLLEGE, ANANTNAG (BOYS)		
<b>Subject(s) in which to be Examined:</b>	CH05-CH06-BOT06		



Please admit the candidate (Provisionally) in the center for the subjects(s) mentioned in the statement to be held on the dates as given in the Date Sheet

**Sd/-**  
**Deputy controller of Examination**

### Important Examination and Result Guidelines:

While attempting your question paper in the examination hall, you have to strictly abide by various instructions which are printed on the cover page of each Answer Book. Some of the important guidelines are reproduced here for your benefit.

**Note: The appearance of the candidate is purely on provisional basis subject to determination of eligibility**


1. Always keep the Examination Admit Card/Roll No. Slip with you and show it the supervisory staff/inspection team on duty as and when required/demanded.
2. No candidate shall be allowed to carry inside the Examination Hall, any textual material, printed or written, bits of paper or any other material of like nature. If any candidate is found in possession of such material after commencement of examination- whether in use or not- he/she is liable to be disqualified. Cellular phones, pager and other Electronic devices are not allowed during the examination. Candidates must deposit these items in the custody of the supervisory staff well before the commencement of the Examination.
3. A candidate, who reports after 30 minutes of the commencement of the Examination, shall not be permitted to take the Examination.
4. Write your Roll No./Enrollment No. neatly and correctly on the right side of Answer Book in the box shown below the caption "To be filled by the candidate".
5. Write carefully the Name of Examination, Name of the Subject, Name of Paper/Course, Date of Examination at two places viz on the right side and on the left side of the cover page of the Answer Book at the space provided for purpose.
6. Mention the same Question No. against the answer of a question as given in the Question paper.
7. **After the declaration of result**, if the result of any candidate is captioned as PMA/LO/IR/DE/, he/she should immediately bring it to the notice of the Tabulation Section of Examination Wing within 15 days positively, failing which no claim whatsoever shall be entertained.
8. If a candidate appears in the subject/paper in which He/She is not otherwise eligible, His/Her examination to that subject/paper shall stand automatically cancelled and the candidate will have no claim whatsoever.



# University of Kashmir, Srinagar

## Admit Card

UG 5TH & 6TH Semester Backlog Examination Batch-2015.

<b>Course:</b>	<b>BSC</b>	<b>Roll No:</b>	<b>20568869</b>
<b>Session:</b>	<b>Bi-Ann</b>	<b>Year:</b>	<b>2020</b>
<b>Name of the Candidate:</b>	AKEEL AHMAD WAGAY		
<b>Son/Daughter of:</b>	AB GAFFAR WAGAY		
<b>Centre No:</b>	1		
<b>Name of the Centre:</b>	GOVT DEGREE COLLEGE, ANANTNAG (BOYS)		
<b>Subject(s) in which to be Examined:</b>	CH05		

Please admit the candidate (Provisionally) in the center for the subjects(s) mentioned in the statement to be held on the dates as given in the Date Sheet

**Sd/-**  
**Deputy controller of Examination**

### Important Examination and Result Guidelines:

While attempting your question paper in the examination hall, you have to strictly abide by various instructions which are printed on the cover page of each Answer Book. Some of the important guidelines are reproduced here for your benefit.

**Note: The appearance of the candidate is purely on provisional basis subject to determination of eligibility**


1. Always keep the Examination Admit Card/Roll No. Slip with you and show it the supervisory staff/inspection team on duty as and when required/demanded.
2. No candidate shall be allowed to carry inside the Examination Hall, any textual material, printed or written, bits of paper or any other material of like nature. If any candidate is found in possession of such material after commencement of examination- whether in use or not- he/she is liable to be disqualified. Cellular phones, pager and other Electronic devices are not allowed during the examination. Candidates must deposit these items in the custody of the supervisory staff well before the commencement of the Examination.
3. A candidate, who reports after 30 minutes of the commencement of the Examination, shall not be permitted to take the Examination.
4. Write your Roll No./Enrollment No. neatly and correctly on the right side of Answer Book in the box shown below the caption "To be filled by the candidate".
5. Write carefully the Name of Examination, Name of the Subject, Name of Paper/Course, Date of Examination at two places viz on the right side and on the left side of the cover page of the Answer Book at the space provided for purpose.
6. Mention the same Question No. against the answer of a question as given in the Question paper.
7. **After the declaration of result**, if the result of any candidate is captioned as PMA/LO/IR/DE/, he/she should immediately bring it to the notice of the Tabulation Section of Examination Wing within 15 days positively, failing which no claim whatsoever shall be entertained.
8. If a candidate appears in the subject/paper in which He/She is not otherwise eligible, His/Her examination to that subject/paper shall stand automatically cancelled and the candidate will have no claim whatsoever.



# University of Kashmir, Srinagar

## Admit Card

UG 5TH & 6TH Semester Backlog Examination Batch-2015.

<b>Course:</b>	<b>BSC</b>	<b>Roll No:</b>	<b>20568870</b>
<b>Session:</b>	Bi-Ann	<b>Year:</b>	2020
<b>Name of the Candidate:</b>	MOHSIN AHMAD DAR		
<b>Son/Daughter of:</b>	ABDUL SALAM DAR		
<b>Centre No:</b>	1		
<b>Name of the Centre:</b>	GOVT DEGREE COLLEGE, ANANTNAG (BOYS)		
<b>Subject(s) in which to be Examined:</b>	CH05-GG06		

Please admit the candidate (Provisionally) in the center for the subjects(s) mentioned in the statement to be held on the dates as given in the Date Sheet

Sd/-  
Deputy controller of Examination

### Important Examination and Result Guidelines:

While attempting your question paper in the examination hall, you have to strictly abide by various instructions which are printed on the cover page of each Answer Book. Some of the important guidelines are reproduced here for your benefit.

**Note: The appearance of the candidate is purely on provisional basis subject to determination of eligibility**

1. Always keep the Examination Admit Card/Roll No. Slip with you and show it the supervisory staff/inspection team on duty as and when required/demanded.
2. No candidate shall be allowed to carry inside the Examination Hall, any textual material, printed or written, bits of paper or any other material of like nature. If any candidate is found in possession of such material after commencement of examination- whether in use or not- he/she is liable to be disqualified. Cellular phones, pager and other Electronic devices are not allowed during the examination. Candidates must deposit these items in the custody of the supervisory staff well before the commencement of the Examination.
3. A candidate, who reports after 30 minutes of the commencement of the Examination, shall not be permitted to take the Examination.
4. Write your Roll No./Enrollment No. neatly and correctly on the right side of Answer Book in the box shown below the caption "To be filled by the candidate".
5. Write carefully the Name of Examination, Name of the Subject, Name of Paper/Course, Date of Examination at two places viz on the right side and on the left side of the cover page of the Answer Book at the space provided for purpose.
6. Mention the same Question No. against the answer of a question as given in the Question paper.
7. **After the declaration of result**, if the result of any candidate is captioned as PMA/LO/IR/DE/, he/she should immediately bring it to the notice of the Tabulation Section of Examination Wing within 15 days positively, failing which no claim whatsoever shall be entertained.
8. If a candidate appears in the subject/paper in which He/She is not otherwise eligible, His/Her examination to that subject/paper shall stand automatically cancelled and the candidate will have no claim whatsoever.






# University of Kashmir, Srinagar

## Admit Card

UG 5TH & 6TH Semester Backlog Examination Batch-2015.

<b>Course:</b>	<b>BSC</b>	<b>Roll No:</b>	<b>20568871</b>
<b>Session:</b>	Bi-Ann	<b>Year:</b>	2020
<b>Name of the Candidate:</b>	SAJAD HUSSAIN CHOPAN		
<b>Son/Daughter of:</b>	GH RASOOL CHOPAN		
<b>Centre No:</b>	1		
<b>Name of the Centre:</b>	GOVT DEGREE COLLEGE, ANANTNAG (BOYS)		
<b>Subject(s) in which to be Examined:</b>	BOT05		

Please admit the candidate (Provisionally) in the center for the subjects(s) mentioned in the statement to be held on the dates as given in the Date Sheet

Sd/-  
Deputy controller of Examination

### Important Examination and Result Guidelines:

While attempting your question paper in the examination hall, you have to strictly abide by various instructions which are printed on the cover page of each Answer Book. Some of the important guidelines are reproduced here for your benefit.

**Note: The appearance of the candidate is purely on provisional basis subject to determination of eligibility**

1. Always keep the Examination Admit Card/Roll No. Slip with you and show it the supervisory staff/inspection team on duty as and when required/demanded.
2. No candidate shall be allowed to carry inside the Examination Hall, any textual material, printed or written, bits of paper or any other material of like nature. If any candidate is found in possession of such material after commencement of examination- whether in use or not- he/she is liable to be disqualified. Cellular phones, pager and other Electronic devices are not allowed during the examination. Candidates must deposit these items in the custody of the supervisory staff well before the commencement of the Examination.
3. A candidate, who reports after 30 minutes of the commencement of the Examination, shall not be permitted to take the Examination.
4. Write your Roll No./Enrollment No. neatly and correctly on the right side of Answer Book in the box shown below the caption "To be filled by the candidate".
5. Write carefully the Name of Examination, Name of the Subject, Name of Paper/Course, Date of Examination at two places viz on the right side and on the left side of the cover page of the Answer Book at the space provided for purpose.
6. Mention the same Question No. against the answer of a question as given in the Question paper.
7. **After the declaration of result**, if the result of any candidate is captioned as PMA/LO/IR/DE/, he/she should immediately bring it to the notice of the Tabulation Section of Examination Wing within 15 days positively, failing which no claim whatsoever shall be entertained.
8. If a candidate appears in the subject/paper in which He/She is not otherwise eligible, His/Her examination to that subject/paper shall stand automatically cancelled and the candidate will have no claim whatsoever.



# University of Kashmir, Srinagar

## Admit Card

UG 5TH & 6TH Semester Backlog Examination Batch-2015.

<b>Course:</b>	<b>BSC</b>	<b>Roll No:</b>	<b>20568872</b>
<b>Session:</b>	Bi-Ann	<b>Year:</b>	2020
<b>Name of the Candidate:</b>	SHAH FASIL		
<b>Son/Daughter of:</b>	BASHIR AHMAD SHAH		
<b>Centre No:</b>	1		
<b>Name of the Centre:</b>	GOVT DEGREE COLLEGE, ANANTNAG (BOYS)		
<b>Subject(s) in which to be Examined:</b>	CH05-ZOO06		



Please admit the candidate (Provisionally) in the center for the subjects(s) mentioned in the statement to be held on the dates as given in the Date Sheet

**Sd/-**  
**Deputy controller of Examination**

### Important Examination and Result Guidelines:

While attempting your question paper in the examination hall, you have to strictly abide by various instructions which are printed on the cover page of each Answer Book. Some of the important guidelines are reproduced here for your benefit.

**Note: The appearance of the candidate is purely on provisional basis subject to determination of eligibility**

1. Always keep the Examination Admit Card/Roll No. Slip with you and show it the supervisory staff/inspection team on duty as and when required/demanded.
2. No candidate shall be allowed to carry inside the Examination Hall, any textual material, printed or written, bits of paper or any other material of like nature. If any candidate is found in possession of such material after commencement of examination- whether in use or not- he/she is liable to be disqualified. Cellular phones, pager and other Electronic devices are not allowed during the examination. Candidates must deposit these items in the custody of the supervisory staff well before the commencement of the Examination.
3. A candidate, who reports after 30 minutes of the commencement of the Examination, shall not be permitted to take the Examination.
4. Write your Roll No./Enrollment No. neatly and correctly on the right side of Answer Book in the box shown below the caption "To be filled by the candidate".
5. Write carefully the Name of Examination, Name of the Subject, Name of Paper/Course, Date of Examination at two places viz on the right side and on the left side of the cover page of the Answer Book at the space provided for purpose.
6. Mention the same Question No. against the answer of a question as given in the Question paper.
7. **After the declaration of result**, if the result of any candidate is captioned as PMA/LO/IR/DE/, he/she should immediately bring it to the notice of the Tabulation Section of Examination Wing within 15 days positively, failing which no claim whatsoever shall be entertained.
8. If a candidate appears in the subject/paper in which He/She is not otherwise eligible, His/Her examination to that subject/paper shall stand automatically cancelled and the candidate will have no claim whatsoever.



# University of Kashmir, Srinagar

## Admit Card

UG 5TH & 6TH Semester Backlog Examination Batch-2015.

<b>Course:</b>	<b>BSC</b>	<b>Roll No:</b>	<b>20568873</b>
<b>Session:</b>	<b>Bi-Ann</b>	<b>Year:</b>	<b>2020</b>
<b>Name of the Candidate:</b>	SHAHID SULAIMAN KHAN		
<b>Son/Daughter of:</b>	MOHAMMAD SULAIMAN KHAN		
<b>Centre No:</b>	1		
<b>Name of the Centre:</b>	GOVT DEGREE COLLEGE, ANANTNAG (BOYS)		
<b>Subject(s) in which to be Examined:</b>	CH05		



Please admit the candidate (Provisionally) in the center for the subjects(s) mentioned in the statement to be held on the dates as given in the Date Sheet

**Sd/-**  
**Deputy controller of Examination**

### Important Examination and Result Guidelines:

While attempting your question paper in the examination hall, you have to strictly abide by various instructions which are printed on the cover page of each Answer Book. Some of the important guidelines are reproduced here for your benefit.

**Note: The appearance of the candidate is purely on provisional basis subject to determination of eligibility**

1. Always keep the Examination Admit Card/Roll No. Slip with you and show it the supervisory staff/inspection team on duty as and when required/demanded.
2. No candidate shall be allowed to carry inside the Examination Hall, any textual material, printed or written, bits of paper or any other material of like nature. If any candidate is found in possession of such material after commencement of examination- whether in use or not- he/she is liable to be disqualified. Cellular phones, pager and other Electronic devices are not allowed during the examination. Candidates must deposit these items in the custody of the supervisory staff well before the commencement of the Examination.
3. A candidate, who reports after 30 minutes of the commencement of the Examination, shall not be permitted to take the Examination.
4. Write your Roll No./Enrollment No. neatly and correctly on the right side of Answer Book in the box shown below the caption "To be filled by the candidate".
5. Write carefully the Name of Examination, Name of the Subject, Name of Paper/Course, Date of Examination at two places viz on the right side and on the left side of the cover page of the Answer Book at the space provided for purpose.
6. Mention the same Question No. against the answer of a question as given in the Question paper.
7. **After the declaration of result**, if the result of any candidate is captioned as PMA/LO/IR/DE/, he/she should immediately bring it to the notice of the Tabulation Section of Examination Wing within 15 days positively, failing which no claim whatsoever shall be entertained.
8. If a candidate appears in the subject/paper in which He/She is not otherwise eligible, His/Her examination to that subject/paper shall stand automatically cancelled and the candidate will have no claim whatsoever.




# University of Kashmir, Srinagar

## Admit Card

UG 5TH & 6TH Semester Backlog Examination Batch-2015.

<b>Course:</b>	<b>BSC</b>	<b>Roll No:</b>	<b>20568874</b>
<b>Session:</b>	<b>Bi-Ann</b>	<b>Year:</b>	<b>2020</b>
<b>Name of the Candidate:</b>	MUZAMMIL HUSSAIN DAR		
<b>Son/Daughter of:</b>	GH MOHI UD IN DAR		
<b>Centre No:</b>	1		
<b>Name of the Centre:</b>	GOVT DEGREE COLLEGE, ANANTNAG (BOYS)		
<b>Subject(s) in which to be Examined:</b>	BOT05-CH06		



Please admit the candidate (Provisionally) in the center for the subjects(s) mentioned in the statement to be held on the dates as given in the Date Sheet

**Sd/-**  
**Deputy controller of Examination**

### Important Examination and Result Guidelines:

While attempting your question paper in the examination hall, you have to strictly abide by various instructions which are printed on the cover page of each Answer Book. Some of the important guidelines are reproduced here for your benefit.

**Note: The appearance of the candidate is purely on provisional basis subject to determination of eligibility**

1. Always keep the Examination Admit Card/Roll No. Slip with you and show it the supervisory staff/inspection team on duty as and when required/demanded.
2. No candidate shall be allowed to carry inside the Examination Hall, any textual material, printed or written, bits of paper or any other material of like nature. If any candidate is found in possession of such material after commencement of examination- whether in use or not- he/she is liable to be disqualified. Cellular phones, pager and other Electronic devices are not allowed during the examination. Candidates must deposit these items in the custody of the supervisory staff well before the commencement of the Examination.
3. A candidate, who reports after 30 minutes of the commencement of the Examination, shall not be permitted to take the Examination.
4. Write your Roll No./Enrollment No. neatly and correctly on the right side of Answer Book in the box shown below the caption "To be filled by the candidate".
5. Write carefully the Name of Examination, Name of the Subject, Name of Paper/Course, Date of Examination at two places viz on the right side and on the left side of the cover page of the Answer Book at the space provided for purpose.
6. Mention the same Question No. against the answer of a question as given in the Question paper.
7. **After the declaration of result**, if the result of any candidate is captioned as PMA/LO/IR/DE/, he/she should immediately bring it to the notice of the Tabulation Section of Examination Wing within 15 days positively, failing which no claim whatsoever shall be entertained.
8. If a candidate appears in the subject/paper in which He/She is not otherwise eligible, His/Her examination to that subject/paper shall stand automatically cancelled and the candidate will have no claim whatsoever.



# University of Kashmir, Srinagar

## Admit Card

UG 5TH & 6TH Semester Backlog Examination Batch-2015.

<b>Course:</b>	<b>BSC</b>	<b>Roll No:</b>	<b>20568875</b>
<b>Session:</b>	<b>Bi-Ann</b>	<b>Year:</b>	<b>2020</b>
<b>Name of the Candidate:</b>	USMAN GANI		
<b>Son/Daughter of:</b>	ABDUL GANI SOHIL		
<b>Centre No:</b>	1		
<b>Name of the Centre:</b>	GOVT DEGREE COLLEGE, ANANTNAG (BOYS)		
<b>Subject(s) in which to be Examined:</b>	ENG05-CH05		



Please admit the candidate (Provisionally) in the center for the subjects(s) mentioned in the statement to be held on the dates as given in the Date Sheet

**Sd/-**  
**Deputy controller of Examination**

### Important Examination and Result Guidelines:

While attempting your question paper in the examination hall, you have to strictly abide by various instructions which are printed on the cover page of each Answer Book. Some of the important guidelines are reproduced here for your benefit.

**Note: The appearance of the candidate is purely on provisional basis subject to determination of eligibility**

1. Always keep the Examination Admit Card/Roll No. Slip with you and show it the supervisory staff/inspection team on duty as and when required/demanded.
2. No candidate shall be allowed to carry inside the Examination Hall, any textual material, printed or written, bits of paper or any other material of like nature. If any candidate is found in possession of such material after commencement of examination- whether in use or not- he/she is liable to be disqualified. Cellular phones, pager and other Electronic devices are not allowed during the examination. Candidates must deposit these items in the custody of the supervisory staff well before the commencement of the Examination.
3. A candidate, who reports after 30 minutes of the commencement of the Examination, shall not be permitted to take the Examination.
4. Write your Roll No./Enrollment No. neatly and correctly on the right side of Answer Book in the box shown below the caption "To be filled by the candidate".
5. Write carefully the Name of Examination, Name of the Subject, Name of Paper/Course, Date of Examination at two places viz on the right side and on the left side of the cover page of the Answer Book at the space provided for purpose.
6. Mention the same Question No. against the answer of a question as given in the Question paper.
7. **After the declaration of result**, if the result of any candidate is captioned as PMA/LO/IR/DE/, he/she should immediately bring it to the notice of the Tabulation Section of Examination Wing within 15 days positively, failing which no claim whatsoever shall be entertained.
8. If a candidate appears in the subject/paper in which He/She is not otherwise eligible, His/Her examination to that subject/paper shall stand automatically cancelled and the candidate will have no claim whatsoever.



# University of Kashmir, Srinagar

## Admit Card

UG 5TH & 6TH Semester Backlog Examination Batch-2015.

<b>Course:</b>	<b>BSC</b>	<b>Roll No:</b>	<b>20568876</b>
<b>Session:</b>	Bi-Ann	<b>Year:</b>	2020
<b>Name of the Candidate:</b>	ZAHOOOR AHMAD BHAT		
<b>Son/Daughter of:</b>	ALI MOHD BHAT		
<b>Centre No:</b>	1		
<b>Name of the Centre:</b>	GOVT DEGREE COLLEGE, ANANTNAG (BOYS)		
<b>Subject(s) in which to be Examined:</b>	CH05		



Please admit the candidate (Provisionally) in the center for the subjects(s) mentioned in the statement to be held on the dates as given in the Date Sheet

**Sd/-**  
**Deputy controller of Examination**

### Important Examination and Result Guidelines:

While attempting your question paper in the examination hall, you have to strictly abide by various instructions which are printed on the cover page of each Answer Book. Some of the important guidelines are reproduced here for your benefit.

**Note: The appearance of the candidate is purely on provisional basis subject to determination of eligibility**

1. Always keep the Examination Admit Card/Roll No. Slip with you and show it the supervisory staff/inspection team on duty as and when required/demanded.
2. No candidate shall be allowed to carry inside the Examination Hall, any textual material, printed or written, bits of paper or any other material of like nature. If any candidate is found in possession of such material after commencement of examination- whether in use or not- he/she is liable to be disqualified. Cellular phones, pager and other Electronic devices are not allowed during the examination. Candidates must deposit these items in the custody of the supervisory staff well before the commencement of the Examination.
3. A candidate, who reports after 30 minutes of the commencement of the Examination, shall not be permitted to take the Examination.
4. Write your Roll No./Enrollment No. neatly and correctly on the right side of Answer Book in the box shown below the caption "To be filled by the candidate".
5. Write carefully the Name of Examination, Name of the Subject, Name of Paper/Course, Date of Examination at two places viz on the right side and on the left side of the cover page of the Answer Book at the space provided for purpose.
6. Mention the same Question No. against the answer of a question as given in the Question paper.
7. **After the declaration of result**, if the result of any candidate is captioned as PMA/LO/IR/DE/, he/she should immediately bring it to the notice of the Tabulation Section of Examination Wing within 15 days positively, failing which no claim whatsoever shall be entertained.
8. If a candidate appears in the subject/paper in which He/She is not otherwise eligible, His/Her examination to that subject/paper shall stand automatically cancelled and the candidate will have no claim whatsoever.



# University of Kashmir, Srinagar

## Admit Card

UG 5TH & 6TH Semester Backlog Examination Batch-2015.

<b>Course:</b>	<b>BSC</b>	<b>Roll No:</b>	<b>20568877</b>
<b>Session:</b>	<b>Bi-Ann</b>	<b>Year:</b>	<b>2020</b>
<b>Name of the Candidate:</b>	ZAHID FAROOQ ZARGAR		
<b>Son/Daughter of:</b>	FAROOQ AHMAD ZARGAR		
<b>Centre No:</b>	1		
<b>Name of the Centre:</b>	GOVT DEGREE COLLEGE, ANANTNAG (BOYS)		
<b>Subject(s) in which to be Examined:</b>	CH05-CH06-BOT06		



Please admit the candidate (Provisionally) in the center for the subjects(s) mentioned in the statement to be held on the dates as given in the Date Sheet

**Sd/-**  
**Deputy controller of Examination**

### Important Examination and Result Guidelines:

While attempting your question paper in the examination hall, you have to strictly abide by various instructions which are printed on the cover page of each Answer Book. Some of the important guidelines are reproduced here for your benefit.

**Note: The appearance of the candidate is purely on provisional basis subject to determination of eligibility**

1. Always keep the Examination Admit Card/Roll No. Slip with you and show it the supervisory staff/inspection team on duty as and when required/demanded.
2. No candidate shall be allowed to carry inside the Examination Hall, any textual material, printed or written, bits of paper or any other material of like nature. If any candidate is found in possession of such material after commencement of examination- whether in use or not- he/she is liable to be disqualified. Cellular phones, pager and other Electronic devices are not allowed during the examination. Candidates must deposit these items in the custody of the supervisory staff well before the commencement of the Examination.
3. A candidate, who reports after 30 minutes of the commencement of the Examination, shall not be permitted to take the Examination.
4. Write your Roll No./Enrollment No. neatly and correctly on the right side of Answer Book in the box shown below the caption "To be filled by the candidate".
5. Write carefully the Name of Examination, Name of the Subject, Name of Paper/Course, Date of Examination at two places viz on the right side and on the left side of the cover page of the Answer Book at the space provided for purpose.
6. Mention the same Question No. against the answer of a question as given in the Question paper.
7. **After the declaration of result**, if the result of any candidate is captioned as PMA/LO/IR/DE/, he/she should immediately bring it to the notice of the Tabulation Section of Examination Wing within 15 days positively, failing which no claim whatsoever shall be entertained.
8. If a candidate appears in the subject/paper in which He/She is not otherwise eligible, His/Her examination to that subject/paper shall stand automatically cancelled and the candidate will have no claim whatsoever.



# University of Kashmir, Srinagar

## Admit Card

UG 5TH & 6TH Semester Backlog Examination Batch-2015.

<b>Course:</b>	<b>BSC</b>	<b>Roll No:</b>	<b>20568878</b>
<b>Session:</b>	Bi-Ann	<b>Year:</b>	2020
<b>Name of the Candidate:</b>	KHURSHEED AHMAD WANI		
<b>Son/Daughter of:</b>	MOHD RAJAB WANI		
<b>Centre No:</b>	1		
<b>Name of the Centre:</b>	GOVT DEGREE COLLEGE, ANANTNAG (BOYS)		
<b>Subject(s) in which to be Examined:</b>	CH05-BOT06		



Please admit the candidate (Provisionally) in the center for the subjects(s) mentioned in the statement to be held on the dates as given in the Date Sheet

**Sd/-**  
**Deputy controller of Examination**

### Important Examination and Result Guidelines:

While attempting your question paper in the examination hall, you have to strictly abide by various instructions which are printed on the cover page of each Answer Book. Some of the important guidelines are reproduced here for your benefit.

**Note: The appearance of the candidate is purely on provisional basis subject to determination of eligibility**

1. Always keep the Examination Admit Card/Roll No. Slip with you and show it the supervisory staff/inspection team on duty as and when required/demanded.
2. No candidate shall be allowed to carry inside the Examination Hall, any textual material, printed or written, bits of paper or any other material of like nature. If any candidate is found in possession of such material after commencement of examination- whether in use or not- he/she is liable to be disqualified. Cellular phones, pager and other Electronic devices are not allowed during the examination. Candidates must deposit these items in the custody of the supervisory staff well before the commencement of the Examination.
3. A candidate, who reports after 30 minutes of the commencement of the Examination, shall not be permitted to take the Examination.
4. Write your Roll No./Enrollment No. neatly and correctly on the right side of Answer Book in the box shown below the caption "To be filled by the candidate".
5. Write carefully the Name of Examination, Name of the Subject, Name of Paper/Course, Date of Examination at two places viz on the right side and on the left side of the cover page of the Answer Book at the space provided for purpose.
6. Mention the same Question No. against the answer of a question as given in the Question paper.
7. **After the declaration of result**, if the result of any candidate is captioned as PMA/LO/IR/DE/, he/she should immediately bring it to the notice of the Tabulation Section of Examination Wing within 15 days positively, failing which no claim whatsoever shall be entertained.
8. If a candidate appears in the subject/paper in which He/She is not otherwise eligible, His/Her examination to that subject/paper shall stand automatically cancelled and the candidate will have no claim whatsoever.





# University of Kashmir, Srinagar

## Admit Card

UG 5TH & 6TH Semester Backlog Examination Batch-2015.

<b>Course:</b>	<b>BSC</b>	<b>Roll No:</b>	<b>20568879</b>
<b>Session:</b>	<b>Bi-Ann</b>	<b>Year:</b>	<b>2020</b>
<b>Name of the Candidate:</b>	SHAHNAWAZ AHMED NAIK		
<b>Son/Daughter of:</b>	NAZIR AHMED NAIK		
<b>Centre No:</b>	1		
<b>Name of the Centre:</b>	GOVT DEGREE COLLEGE, ANANTNAG (BOYS)		
<b>Subject(s) in which to be Examined:</b>	CH05-BOT05-BOT06		



Please admit the candidate (Provisionally) in the center for the subjects(s) mentioned in the statement to be held on the dates as given in the Date Sheet

**Sd/-**  
**Deputy controller of Examination**

### Important Examination and Result Guidelines:

While attempting your question paper in the examination hall, you have to strictly abide by various instructions which are printed on the cover page of each Answer Book. Some of the important guidelines are reproduced here for your benefit.

**Note: The appearance of the candidate is purely on provisional basis subject to determination of eligibility**

1. Always keep the Examination Admit Card/Roll No. Slip with you and show it the supervisory staff/inspection team on duty as and when required/demanded.
2. No candidate shall be allowed to carry inside the Examination Hall, any textual material, printed or written, bits of paper or any other material of like nature. If any candidate is found in possession of such material after commencement of examination- whether in use or not- he/she is liable to be disqualified. Cellular phones, pager and other Electronic devices are not allowed during the examination. Candidates must deposit these items in the custody of the supervisory staff well before the commencement of the Examination.
3. A candidate, who reports after 30 minutes of the commencement of the Examination, shall not be permitted to take the Examination.
4. Write your Roll No./Enrollment No. neatly and correctly on the right side of Answer Book in the box shown below the caption "To be filled by the candidate".
5. Write carefully the Name of Examination, Name of the Subject, Name of Paper/Course, Date of Examination at two places viz on the right side and on the left side of the cover page of the Answer Book at the space provided for purpose.
6. Mention the same Question No. against the answer of a question as given in the Question paper.
7. **After the declaration of result**, if the result of any candidate is captioned as PMA/LO/IR/DE/, he/she should immediately bring it to the notice of the Tabulation Section of Examination Wing within 15 days positively, failing which no claim whatsoever shall be entertained.
8. If a candidate appears in the subject/paper in which He/She is not otherwise eligible, His/Her examination to that subject/paper shall stand automatically cancelled and the candidate will have no claim whatsoever.



# University of Kashmir, Srinagar

## Admit Card

UG 5TH & 6TH Semester Backlog Examination Batch-2015.

<b>Course:</b>	<b>BSC</b>	<b>Roll No:</b>	<b>20568880</b>
<b>Session:</b>	Bi-Ann	<b>Year:</b>	2020
<b>Name of the Candidate:</b>	MAJID HUSSAIN MALIK		
<b>Son/Daughter of:</b>	GULAM QADIR MALIK		
<b>Centre No:</b>	1		
<b>Name of the Centre:</b>	GOVT DEGREE COLLEGE, ANANTNAG (BOYS)		
<b>Subject(s) in which to be Examined:</b>	CH05		



Please admit the candidate (Provisionally) in the center for the subjects(s) mentioned in the statement to be held on the dates as given in the Date Sheet

**Sd/-**  
**Deputy controller of Examination**

### Important Examination and Result Guidelines:

While attempting your question paper in the examination hall, you have to strictly abide by various instructions which are printed on the cover page of each Answer Book. Some of the important guidelines are reproduced here for your benefit.

**Note: The appearance of the candidate is purely on provisional basis subject to determination of eligibility**

1. Always keep the Examination Admit Card/Roll No. Slip with you and show it the supervisory staff/inspection team on duty as and when required/demanded.
2. No candidate shall be allowed to carry inside the Examination Hall, any textual material, printed or written, bits of paper or any other material of like nature. If any candidate is found in possession of such material after commencement of examination- whether in use or not- he/she is liable to be disqualified. Cellular phones, pager and other Electronic devices are not allowed during the examination. Candidates must deposit these items in the custody of the supervisory staff well before the commencement of the Examination.
3. A candidate, who reports after 30 minutes of the commencement of the Examination, shall not be permitted to take the Examination.
4. Write your Roll No./Enrollment No. neatly and correctly on the right side of Answer Book in the box shown below the caption "To be filled by the candidate".
5. Write carefully the Name of Examination, Name of the Subject, Name of Paper/Course, Date of Examination at two places viz on the right side and on the left side of the cover page of the Answer Book at the space provided for purpose.
6. Mention the same Question No. against the answer of a question as given in the Question paper.
7. **After the declaration of result**, if the result of any candidate is captioned as PMA/LO/IR/DE/, he/she should immediately bring it to the notice of the Tabulation Section of Examination Wing within 15 days positively, failing which no claim whatsoever shall be entertained.
8. If a candidate appears in the subject/paper in which He/She is not otherwise eligible, His/Her examination to that subject/paper shall stand automatically cancelled and the candidate will have no claim whatsoever.



# University of Kashmir, Srinagar

## Admit Card

UG 5TH & 6TH Semester Backlog Examination Batch-2015.

<b>Course:</b>	<b>BSC</b>	<b>Roll No:</b>	<b>20568881</b>
<b>Session:</b>	<b>Bi-Ann</b>	<b>Year:</b>	<b>2020</b>
<b>Name of the Candidate:</b>	AQIB NAWAZ NAIK		
<b>Son/Daughter of:</b>	SONA ULLAH NAIK		
<b>Centre No:</b>	1		
<b>Name of the Centre:</b>	GOVT DEGREE COLLEGE, ANANTNAG (BOYS)		
<b>Subject(s) in which to be Examined:</b>	CH05		



Please admit the candidate (Provisionally) in the center for the subjects(s) mentioned in the statement to be held on the dates as given in the Date Sheet

**Sd/-**  
**Deputy controller of Examination**

### Important Examination and Result Guidelines:

While attempting your question paper in the examination hall, you have to strictly abide by various instructions which are printed on the cover page of each Answer Book. Some of the important guidelines are reproduced here for your benefit.

**Note: The appearance of the candidate is purely on provisional basis subject to determination of eligibility**

1. Always keep the Examination Admit Card/Roll No. Slip with you and show it the supervisory staff/inspection team on duty as and when required/demanded.
2. No candidate shall be allowed to carry inside the Examination Hall, any textual material, printed or written, bits of paper or any other material of like nature. If any candidate is found in possession of such material after commencement of examination- whether in use or not- he/she is liable to be disqualified. Cellular phones, pager and other Electronic devices are not allowed during the examination. Candidates must deposit these items in the custody of the supervisory staff well before the commencement of the Examination.
3. A candidate, who reports after 30 minutes of the commencement of the Examination, shall not be permitted to take the Examination.
4. Write your Roll No./Enrollment No. neatly and correctly on the right side of Answer Book in the box shown below the caption "To be filled by the candidate".
5. Write carefully the Name of Examination, Name of the Subject, Name of Paper/Course, Date of Examination at two places viz on the right side and on the left side of the cover page of the Answer Book at the space provided for purpose.
6. Mention the same Question No. against the answer of a question as given in the Question paper.
7. **After the declaration of result**, if the result of any candidate is captioned as PMA/LO/IR/DE/, he/she should immediately bring it to the notice of the Tabulation Section of Examination Wing within 15 days positively, failing which no claim whatsoever shall be entertained.
8. If a candidate appears in the subject/paper in which He/She is not otherwise eligible, His/Her examination to that subject/paper shall stand automatically cancelled and the candidate will have no claim whatsoever.



# University of Kashmir, Srinagar

## Admit Card

UG 5TH & 6TH Semester Backlog Examination Batch-2015.

<b>Course:</b>	<b>BSC</b>	<b>Roll No:</b>	<b>20568882</b>
<b>Session:</b>	<b>Bi-Ann</b>	<b>Year:</b>	<b>2020</b>
<b>Name of the Candidate:</b>	WASEEM AHMAD LONE		
<b>Son/Daughter of:</b>	GH HASSAN LONE		
<b>Centre No:</b>	1		
<b>Name of the Centre:</b>	GOVT DEGREE COLLEGE, ANANTNAG (BOYS)		
<b>Subject(s) in which to be Examined:</b>	CH05		



Please admit the candidate (Provisionally) in the center for the subjects(s) mentioned in the statement to be held on the dates as given in the Date Sheet

**Sd/-**  
**Deputy controller of Examination**

### Important Examination and Result Guidelines:

While attempting your question paper in the examination hall, you have to strictly abide by various instructions which are printed on the cover page of each Answer Book. Some of the important guidelines are reproduced here for your benefit.

**Note: The appearance of the candidate is purely on provisional basis subject to determination of eligibility**

1. Always keep the Examination Admit Card/Roll No. Slip with you and show it the supervisory staff/inspection team on duty as and when required/demanded.
2. No candidate shall be allowed to carry inside the Examination Hall, any textual material, printed or written, bits of paper or any other material of like nature. If any candidate is found in possession of such material after commencement of examination- whether in use or not- he/she is liable to be disqualified. Cellular phones, pager and other Electronic devices are not allowed during the examination. Candidates must deposit these items in the custody of the supervisory staff well before the commencement of the Examination.
3. A candidate, who reports after 30 minutes of the commencement of the Examination, shall not be permitted to take the Examination.
4. Write your Roll No./Enrollment No. neatly and correctly on the right side of Answer Book in the box shown below the caption "To be filled by the candidate".
5. Write carefully the Name of Examination, Name of the Subject, Name of Paper/Course, Date of Examination at two places viz on the right side and on the left side of the cover page of the Answer Book at the space provided for purpose.
6. Mention the same Question No. against the answer of a question as given in the Question paper.
7. **After the declaration of result**, if the result of any candidate is captioned as PMA/LO/IR/DE/, he/she should immediately bring it to the notice of the Tabulation Section of Examination Wing within 15 days positively, failing which no claim whatsoever shall be entertained.
8. If a candidate appears in the subject/paper in which He/She is not otherwise eligible, His/Her examination to that subject/paper shall stand automatically cancelled and the candidate will have no claim whatsoever.



# University of Kashmir, Srinagar

## Admit Card

UG 5TH & 6TH Semester Backlog Examination Batch-2015.

<b>Course:</b>	<b>BSC</b>	<b>Roll No:</b>	<b>20568883</b>
<b>Session:</b>	<b>Bi-Ann</b>	<b>Year:</b>	<b>2020</b>
<b>Name of the Candidate:</b>	PRINCE AAQIB RASHID BHAT		
<b>Son/Daughter of:</b>	PRINCE AB RASHID BHAT		
<b>Centre No:</b>	1		
<b>Name of the Centre:</b>	GOVT DEGREE COLLEGE, ANANTNAG (BOYS)		
<b>Subject(s) in which to be Examined:</b>	CH05-GL05-CH06		



Please admit the candidate (Provisionally) in the center for the subjects(s) mentioned in the statement to be held on the dates as given in the Date Sheet

**Sd/-**  
**Deputy controller of Examination**

### Important Examination and Result Guidelines:

While attempting your question paper in the examination hall, you have to strictly abide by various instructions which are printed on the cover page of each Answer Book. Some of the important guidelines are reproduced here for your benefit.

**Note: The appearance of the candidate is purely on provisional basis subject to determination of eligibility**

1. Always keep the Examination Admit Card/Roll No. Slip with you and show it the supervisory staff/inspection team on duty as and when required/demanded.
2. No candidate shall be allowed to carry inside the Examination Hall, any textual material, printed or written, bits of paper or any other material of like nature. If any candidate is found in possession of such material after commencement of examination- whether in use or not- he/she is liable to be disqualified. Cellular phones, pager and other Electronic devices are not allowed during the examination. Candidates must deposit these items in the custody of the supervisory staff well before the commencement of the Examination.
3. A candidate, who reports after 30 minutes of the commencement of the Examination, shall not be permitted to take the Examination.
4. Write your Roll No./Enrollment No. neatly and correctly on the right side of Answer Book in the box shown below the caption "To be filled by the candidate".
5. Write carefully the Name of Examination, Name of the Subject, Name of Paper/Course, Date of Examination at two places viz on the right side and on the left side of the cover page of the Answer Book at the space provided for purpose.
6. Mention the same Question No. against the answer of a question as given in the Question paper.
7. **After the declaration of result**, if the result of any candidate is captioned as PMA/LO/IR/DE/, he/she should immediately bring it to the notice of the Tabulation Section of Examination Wing within 15 days positively, failing which no claim whatsoever shall be entertained.
8. If a candidate appears in the subject/paper in which He/She is not otherwise eligible, His/Her examination to that subject/paper shall stand automatically cancelled and the candidate will have no claim whatsoever.



# University of Kashmir, Srinagar

## Admit Card

UG 5TH & 6TH Semester Backlog Examination Batch-2015.

<b>Course:</b>	<b>BSC</b>	<b>Roll No:</b>	<b>20568884</b>
<b>Session:</b>	Bi-Ann	<b>Year:</b>	2020
<b>Name of the Candidate:</b>	MUZAFAR AHMAD RATHER		
<b>Son/Daughter of:</b>	GULAM NABI RATHER		
<b>Centre No:</b>	1		
<b>Name of the Centre:</b>	GOVT DEGREE COLLEGE, ANANTNAG (BOYS)		
<b>Subject(s) in which to be Examined:</b>	CH05-BOT05		



Please admit the candidate (Provisionally) in the center for the subjects(s) mentioned in the statement to be held on the dates as given in the Date Sheet

Sd/-  
Deputy controller of Examination

### Important Examination and Result Guidelines:

While attempting your question paper in the examination hall, you have to strictly abide by various instructions which are printed on the cover page of each Answer Book. Some of the important guidelines are reproduced here for your benefit.

**Note: The appearance of the candidate is purely on provisional basis subject to determination of eligibility**


1. Always keep the Examination Admit Card/Roll No. Slip with you and show it the supervisory staff/inspection team on duty as and when required/demanded.
2. No candidate shall be allowed to carry inside the Examination Hall, any textual material, printed or written, bits of paper or any other material of like nature. If any candidate is found in possession of such material after commencement of examination- whether in use or not- he/she is liable to be disqualified. Cellular phones, pager and other Electronic devices are not allowed during the examination. Candidates must deposit these items in the custody of the supervisory staff well before the commencement of the Examination.
3. A candidate, who reports after 30 minutes of the commencement of the Examination, shall not be permitted to take the Examination.
4. Write your Roll No./Enrollment No. neatly and correctly on the right side of Answer Book in the box shown below the caption "To be filled by the candidate".
5. Write carefully the Name of Examination, Name of the Subject, Name of Paper/Course, Date of Examination at two places viz on the right side and on the left side of the cover page of the Answer Book at the space provided for purpose.
6. Mention the same Question No. against the answer of a question as given in the Question paper.
7. **After the declaration of result**, if the result of any candidate is captioned as PMA/LO/IR/DE/, he/she should immediately bring it to the notice of the Tabulation Section of Examination Wing within 15 days positively, failing which no claim whatsoever shall be entertained.
8. If a candidate appears in the subject/paper in which He/She is not otherwise eligible, His/Her examination to that subject/paper shall stand automatically cancelled and the candidate will have no claim whatsoever.



# University of Kashmir, Srinagar

## Admit Card

UG 5TH & 6TH Semester Backlog Examination Batch-2015.

<b>Course:</b>	<b>BSC</b>	<b>Roll No:</b>	<b>20568885</b>
<b>Session:</b>	Bi-Ann	<b>Year:</b>	2020
<b>Name of the Candidate:</b>	ZAHEER ABASS MALIK		
<b>Son/Daughter of:</b>	LATE GHULAM NABI MAL		
<b>Centre No:</b>	1		
<b>Name of the Centre:</b>	GOVT DEGREE COLLEGE, ANANTNAG (BOYS)		
<b>Subject(s) in which to be Examined:</b>	CH05-BOT05-BOT06		

Please admit the candidate (Provisionally) in the center for the subjects(s) mentioned in the statement to be held on the dates as given in the Date Sheet

Sd/-  
Deputy controller of Examination

### Important Examination and Result Guidelines:

While attempting your question paper in the examination hall, you have to strictly abide by various instructions which are printed on the cover page of each Answer Book. Some of the important guidelines are reproduced here for your benefit.

**Note: The appearance of the candidate is purely on provisional basis subject to determination of eligibility**

1. Always keep the Examination Admit Card/Roll No. Slip with you and show it the supervisory staff/inspection team on duty as and when required/demanded.
2. No candidate shall be allowed to carry inside the Examination Hall, any textual material, printed or written, bits of paper or any other material of like nature. If any candidate is found in possession of such material after commencement of examination- whether in use or not- he/she is liable to be disqualified. Cellular phones, pager and other Electronic devices are not allowed during the examination. Candidates must deposit these items in the custody of the supervisory staff well before the commencement of the Examination.
3. A candidate, who reports after 30 minutes of the commencement of the Examination, shall not be permitted to take the Examination.
4. Write your Roll No./Enrollment No. neatly and correctly on the right side of Answer Book in the box shown below the caption "To be filled by the candidate".
5. Write carefully the Name of Examination, Name of the Subject, Name of Paper/Course, Date of Examination at two places viz on the right side and on the left side of the cover page of the Answer Book at the space provided for purpose.
6. Mention the same Question No. against the answer of a question as given in the Question paper.
7. **After the declaration of result**, if the result of any candidate is captioned as PMA/LO/IR/DE/, he/she should immediately bring it to the notice of the Tabulation Section of Examination Wing within 15 days positively, failing which no claim whatsoever shall be entertained.
8. If a candidate appears in the subject/paper in which He/She is not otherwise eligible, His/Her examination to that subject/paper shall stand automatically cancelled and the candidate will have no claim whatsoever.



# University of Kashmir, Srinagar

## Admit Card

UG 5TH & 6TH Semester Backlog Examination Batch-2015.

<b>Course:</b>	<b>BSC</b>	<b>Roll No:</b>	<b>20568886</b>
<b>Session:</b>	<b>Bi-Ann</b>	<b>Year:</b>	<b>2020</b>
<b>Name of the Candidate:</b>	SHAKEEL AHMED NAIK		
<b>Son/Daughter of:</b>	ABDUL LATIEF NAIK		
<b>Centre No:</b>	1		
<b>Name of the Centre:</b>	GOVT DEGREE COLLEGE, ANANTNAG (BOYS)		
<b>Subject(s) in which to be Examined:</b>	BOT05		



Please admit the candidate (Provisionally) in the center for the subjects(s) mentioned in the statement to be held on the dates as given in the Date Sheet

**Sd/-**  
**Deputy controller of Examination**

### Important Examination and Result Guidelines:

While attempting your question paper in the examination hall, you have to strictly abide by various instructions which are printed on the cover page of each Answer Book. Some of the important guidelines are reproduced here for your benefit.

**Note: The appearance of the candidate is purely on provisional basis subject to determination of eligibility**

1. Always keep the Examination Admit Card/Roll No. Slip with you and show it the supervisory staff/inspection team on duty as and when required/demanded.
2. No candidate shall be allowed to carry inside the Examination Hall, any textual material, printed or written, bits of paper or any other material of like nature. If any candidate is found in possession of such material after commencement of examination- whether in use or not- he/she is liable to be disqualified. Cellular phones, pager and other Electronic devices are not allowed during the examination. Candidates must deposit these items in the custody of the supervisory staff well before the commencement of the Examination.
3. A candidate, who reports after 30 minutes of the commencement of the Examination, shall not be permitted to take the Examination.
4. Write your Roll No./Enrollment No. neatly and correctly on the right side of Answer Book in the box shown below the caption "To be filled by the candidate".
5. Write carefully the Name of Examination, Name of the Subject, Name of Paper/Course, Date of Examination at two places viz on the right side and on the left side of the cover page of the Answer Book at the space provided for purpose.
6. Mention the same Question No. against the answer of a question as given in the Question paper.
7. **After the declaration of result**, if the result of any candidate is captioned as PMA/LO/IR/DE/, he/she should immediately bring it to the notice of the Tabulation Section of Examination Wing within 15 days positively, failing which no claim whatsoever shall be entertained.
8. If a candidate appears in the subject/paper in which He/She is not otherwise eligible, His/Her examination to that subject/paper shall stand automatically cancelled and the candidate will have no claim whatsoever.





# University of Kashmir, Srinagar

## Admit Card

UG 5TH & 6TH Semester Backlog Examination Batch-2015.

<b>Course:</b>	<b>BSC</b>	<b>Roll No:</b>	<b>20568887</b>
<b>Session:</b>	<b>Bi-Ann</b>	<b>Year:</b>	<b>2020</b>
<b>Name of the Candidate:</b>	AADIL HASSAN SHEER GOJERI		
<b>Son/Daughter of:</b>	GULAM HASSAN SHEER GOJERI		
<b>Centre No:</b>	1		
<b>Name of the Centre:</b>	GOVT DEGREE COLLEGE, ANANTNAG (BOYS)		
<b>Subject(s) in which to be Examined:</b>	CH05		



Please admit the candidate (Provisionally) in the center for the subjects(s) mentioned in the statement to be held on the dates as given in the Date Sheet

**Sd/-**  
**Deputy controller of Examination**

### Important Examination and Result Guidelines:

While attempting your question paper in the examination hall, you have to strictly abide by various instructions which are printed on the cover page of each Answer Book. Some of the important guidelines are reproduced here for your benefit.

**Note: The appearance of the candidate is purely on provisional basis subject to determination of eligibility**

1. Always keep the Examination Admit Card/Roll No. Slip with you and show it the supervisory staff/inspection team on duty as and when required/demanded.
2. No candidate shall be allowed to carry inside the Examination Hall, any textual material, printed or written, bits of paper or any other material of like nature. If any candidate is found in possession of such material after commencement of examination- whether in use or not- he/she is liable to be disqualified. Cellular phones, pager and other Electronic devices are not allowed during the examination. Candidates must deposit these items in the custody of the supervisory staff well before the commencement of the Examination.
3. A candidate, who reports after 30 minutes of the commencement of the Examination, shall not be permitted to take the Examination.
4. Write your Roll No./Enrollment No. neatly and correctly on the right side of Answer Book in the box shown below the caption "To be filled by the candidate".
5. Write carefully the Name of Examination, Name of the Subject, Name of Paper/Course, Date of Examination at two places viz on the right side and on the left side of the cover page of the Answer Book at the space provided for purpose.
6. Mention the same Question No. against the answer of a question as given in the Question paper.
7. **After the declaration of result**, if the result of any candidate is captioned as PMA/LO/IR/DE/, he/she should immediately bring it to the notice of the Tabulation Section of Examination Wing within 15 days positively, failing which no claim whatsoever shall be entertained.
8. If a candidate appears in the subject/paper in which He/She is not otherwise eligible, His/Her examination to that subject/paper shall stand automatically cancelled and the candidate will have no claim whatsoever.



# University of Kashmir, Srinagar

## Admit Card

UG 5TH & 6TH Semester Backlog Examination Batch-2015.

<b>Course:</b>	<b>BSC</b>	<b>Roll No:</b>	<b>20568888</b>
<b>Session:</b>	<b>Bi-Ann</b>	<b>Year:</b>	<b>2020</b>
<b>Name of the Candidate:</b>	SHARIQ UL ISLAM		
<b>Son/Daughter of:</b>	FAYAZ AHMAD DAR		
<b>Centre No:</b>	1		
<b>Name of the Centre:</b>	GOVT DEGREE COLLEGE, ANANTNAG (BOYS)		
<b>Subject(s) in which to be Examined:</b>	CA05		



Please admit the candidate (Provisionally) in the center for the subjects(s) mentioned in the statement to be held on the dates as given in the Date Sheet

**Sd/-**  
**Deputy controller of Examination**

### Important Examination and Result Guidelines:

While attempting your question paper in the examination hall, you have to strictly abide by various instructions which are printed on the cover page of each Answer Book. Some of the important guidelines are reproduced here for your benefit.

**Note: The appearance of the candidate is purely on provisional basis subject to determination of eligibility**

1. Always keep the Examination Admit Card/Roll No. Slip with you and show it the supervisory staff/inspection team on duty as and when required/demanded.
2. No candidate shall be allowed to carry inside the Examination Hall, any textual material, printed or written, bits of paper or any other material of like nature. If any candidate is found in possession of such material after commencement of examination- whether in use or not- he/she is liable to be disqualified. Cellular phones, pager and other Electronic devices are not allowed during the examination. Candidates must deposit these items in the custody of the supervisory staff well before the commencement of the Examination.
3. A candidate, who reports after 30 minutes of the commencement of the Examination, shall not be permitted to take the Examination.
4. Write your Roll No./Enrollment No. neatly and correctly on the right side of Answer Book in the box shown below the caption "To be filled by the candidate".
5. Write carefully the Name of Examination, Name of the Subject, Name of Paper/Course, Date of Examination at two places viz on the right side and on the left side of the cover page of the Answer Book at the space provided for purpose.
6. Mention the same Question No. against the answer of a question as given in the Question paper.
7. **After the declaration of result**, if the result of any candidate is captioned as PMA/LO/IR/DE/, he/she should immediately bring it to the notice of the Tabulation Section of Examination Wing within 15 days positively, failing which no claim whatsoever shall be entertained.
8. If a candidate appears in the subject/paper in which He/She is not otherwise eligible, His/Her examination to that subject/paper shall stand automatically cancelled and the candidate will have no claim whatsoever.



# University of Kashmir, Srinagar

## Admit Card

UG 5TH & 6TH Semester Backlog Examination Batch-2015.

<b>Course:</b>	<b>BSC</b>	<b>Roll No:</b>	<b>20568889</b>
<b>Session:</b>	<b>Bi-Ann</b>	<b>Year:</b>	<b>2020</b>
<b>Name of the Candidate:</b>	SHAH FAISAL HASSAN WANIE		
<b>Son/Daughter of:</b>	GH HASSAN WANIE		
<b>Centre No:</b>	1		
<b>Name of the Centre:</b>	GOVT DEGREE COLLEGE, ANANTNAG (BOYS)		
<b>Subject(s) in which to be Examined:</b>	BOT05-BOT06		



Please admit the candidate (Provisionally) in the center for the subjects(s) mentioned in the statement to be held on the dates as given in the Date Sheet

**Sd/-**  
**Deputy controller of Examination**

### Important Examination and Result Guidelines:

While attempting your question paper in the examination hall, you have to strictly abide by various instructions which are printed on the cover page of each Answer Book. Some of the important guidelines are reproduced here for your benefit.

**Note: The appearance of the candidate is purely on provisional basis subject to determination of eligibility**

1. Always keep the Examination Admit Card/Roll No. Slip with you and show it the supervisory staff/inspection team on duty as and when required/demanded.
2. No candidate shall be allowed to carry inside the Examination Hall, any textual material, printed or written, bits of paper or any other material of like nature. If any candidate is found in possession of such material after commencement of examination- whether in use or not- he/she is liable to be disqualified. Cellular phones, pager and other Electronic devices are not allowed during the examination. Candidates must deposit these items in the custody of the supervisory staff well before the commencement of the Examination.
3. A candidate, who reports after 30 minutes of the commencement of the Examination, shall not be permitted to take the Examination.
4. Write your Roll No./Enrollment No. neatly and correctly on the right side of Answer Book in the box shown below the caption "To be filled by the candidate".
5. Write carefully the Name of Examination, Name of the Subject, Name of Paper/Course, Date of Examination at two places viz on the right side and on the left side of the cover page of the Answer Book at the space provided for purpose.
6. Mention the same Question No. against the answer of a question as given in the Question paper.
7. **After the declaration of result**, if the result of any candidate is captioned as PMA/LO/IR/DE/, he/she should immediately bring it to the notice of the Tabulation Section of Examination Wing within 15 days positively, failing which no claim whatsoever shall be entertained.
8. If a candidate appears in the subject/paper in which He/She is not otherwise eligible, His/Her examination to that subject/paper shall stand automatically cancelled and the candidate will have no claim whatsoever.




# University of Kashmir, Srinagar

## Admit Card

UG 5TH & 6TH Semester Backlog Examination Batch-2015.

<b>Course:</b>	<b>BSC</b>	<b>Roll No:</b>	<b>20568890</b>
<b>Session:</b>	<b>Bi-Ann</b>	<b>Year:</b>	<b>2020</b>
<b>Name of the Candidate:</b>	ADIL MOHMAD TANTARY		
<b>Son/Daughter of:</b>	GH MOHMAD TANTARY		
<b>Centre No:</b>	1		
<b>Name of the Centre:</b>	GOVT DEGREE COLLEGE, ANANTNAG (BOYS)		
<b>Subject(s) in which to be Examined:</b>	ENG05-CH05-ZOO05-GG05-CH06-GG06		



Please admit the candidate (Provisionally) in the center for the subjects(s) mentioned in the statement to be held on the dates as given in the Date Sheet

**Sd/-**  
**Deputy controller of Examination**

### Important Examination and Result Guidelines:

While attempting your question paper in the examination hall, you have to strictly abide by various instructions which are printed on the cover page of each Answer Book. Some of the important guidelines are reproduced here for your benefit.

**Note: The appearance of the candidate is purely on provisional basis subject to determination of eligibility**

1. Always keep the Examination Admit Card/Roll No. Slip with you and show it the supervisory staff/inspection team on duty as and when required/demanded.
2. No candidate shall be allowed to carry inside the Examination Hall, any textual material, printed or written, bits of paper or any other material of like nature. If any candidate is found in possession of such material after commencement of examination- whether in use or not- he/she is liable to be disqualified. Cellular phones, pager and other Electronic devices are not allowed during the examination. Candidates must deposit these items in the custody of the supervisory staff well before the commencement of the Examination.
3. A candidate, who reports after 30 minutes of the commencement of the Examination, shall not be permitted to take the Examination.
4. Write your Roll No./Enrollment No. neatly and correctly on the right side of Answer Book in the box shown below the caption "To be filled by the candidate".
5. Write carefully the Name of Examination, Name of the Subject, Name of Paper/Course, Date of Examination at two places viz on the right side and on the left side of the cover page of the Answer Book at the space provided for purpose.
6. Mention the same Question No. against the answer of a question as given in the Question paper.
7. **After the declaration of result**, if the result of any candidate is captioned as PMA/LO/IR/DE/, he/she should immediately bring it to the notice of the Tabulation Section of Examination Wing within 15 days positively, failing which no claim whatsoever shall be entertained.
8. If a candidate appears in the subject/paper in which He/She is not otherwise eligible, His/Her examination to that subject/paper shall stand automatically cancelled and the candidate will have no claim whatsoever.



# University of Kashmir, Srinagar

## Admit Card

UG 5TH & 6TH Semester Backlog Examination Batch-2015.

<b>Course:</b>	<b>BSC</b>	<b>Roll No:</b>	<b>20568891</b>
<b>Session:</b>	Bi-Ann	<b>Year:</b>	2020
<b>Name of the Candidate:</b>	AFTAB SARWAR LONE		
<b>Son/Daughter of:</b>	SHOWKET AHMAD LONE		
<b>Centre No:</b>	1		
<b>Name of the Centre:</b>	GOVT DEGREE COLLEGE, ANANTNAG (BOYS)		
<b>Subject(s) in which to be Examined:</b>	BOT05		



Please admit the candidate (Provisionally) in the center for the subjects(s) mentioned in the statement to be held on the dates as given in the Date Sheet

**Sd/-**  
**Deputy controller of Examination**

### Important Examination and Result Guidelines:

While attempting your question paper in the examination hall, you have to strictly abide by various instructions which are printed on the cover page of each Answer Book. Some of the important guidelines are reproduced here for your benefit.

**Note: The appearance of the candidate is purely on provisional basis subject to determination of eligibility**

1. Always keep the Examination Admit Card/Roll No. Slip with you and show it the supervisory staff/inspection team on duty as and when required/demanded.
2. No candidate shall be allowed to carry inside the Examination Hall, any textual material, printed or written, bits of paper or any other material of like nature. If any candidate is found in possession of such material after commencement of examination- whether in use or not- he/she is liable to be disqualified. Cellular phones, pager and other Electronic devices are not allowed during the examination. Candidates must deposit these items in the custody of the supervisory staff well before the commencement of the Examination.
3. A candidate, who reports after 30 minutes of the commencement of the Examination, shall not be permitted to take the Examination.
4. Write your Roll No./Enrollment No. neatly and correctly on the right side of Answer Book in the box shown below the caption "To be filled by the candidate".
5. Write carefully the Name of Examination, Name of the Subject, Name of Paper/Course, Date of Examination at two places viz on the right side and on the left side of the cover page of the Answer Book at the space provided for purpose.
6. Mention the same Question No. against the answer of a question as given in the Question paper.
7. **After the declaration of result**, if the result of any candidate is captioned as PMA/LO/IR/DE/, he/she should immediately bring it to the notice of the Tabulation Section of Examination Wing within 15 days positively, failing which no claim whatsoever shall be entertained.
8. If a candidate appears in the subject/paper in which He/She is not otherwise eligible, His/Her examination to that subject/paper shall stand automatically cancelled and the candidate will have no claim whatsoever.



# University of Kashmir, Srinagar

## Admit Card

UG 5TH & 6TH Semester Backlog Examination Batch-2015.

<b>Course:</b>	<b>BSC</b>	<b>Roll No:</b>	<b>20568892</b>
<b>Session:</b>	<b>Bi-Ann</b>	<b>Year:</b>	<b>2020</b>
<b>Name of the Candidate:</b>	ZUBAIR AHMAD KHAN		
<b>Son/Daughter of:</b>	ABDUL SATAR KHAN		
<b>Centre No:</b>	1		
<b>Name of the Centre:</b>	GOVT DEGREE COLLEGE, ANANTNAG (BOYS)		
<b>Subject(s) in which to be Examined:</b>	CH05		



Please admit the candidate (Provisionally) in the center for the subjects(s) mentioned in the statement to be held on the dates as given in the Date Sheet

**Sd/-**  
**Deputy controller of Examination**

### Important Examination and Result Guidelines:

While attempting your question paper in the examination hall, you have to strictly abide by various instructions which are printed on the cover page of each Answer Book. Some of the important guidelines are reproduced here for your benefit.

**Note: The appearance of the candidate is purely on provisional basis subject to determination of eligibility**


1. Always keep the Examination Admit Card/Roll No. Slip with you and show it the supervisory staff/inspection team on duty as and when required/demanded.
2. No candidate shall be allowed to carry inside the Examination Hall, any textual material, printed or written, bits of paper or any other material of like nature. If any candidate is found in possession of such material after commencement of examination- whether in use or not- he/she is liable to be disqualified. Cellular phones, pager and other Electronic devices are not allowed during the examination. Candidates must deposit these items in the custody of the supervisory staff well before the commencement of the Examination.
3. A candidate, who reports after 30 minutes of the commencement of the Examination, shall not be permitted to take the Examination.
4. Write your Roll No./Enrollment No. neatly and correctly on the right side of Answer Book in the box shown below the caption "To be filled by the candidate".
5. Write carefully the Name of Examination, Name of the Subject, Name of Paper/Course, Date of Examination at two places viz on the right side and on the left side of the cover page of the Answer Book at the space provided for purpose.
6. Mention the same Question No. against the answer of a question as given in the Question paper.
7. **After the declaration of result**, if the result of any candidate is captioned as PMA/LO/IR/DE/, he/she should immediately bring it to the notice of the Tabulation Section of Examination Wing within 15 days positively, failing which no claim whatsoever shall be entertained.
8. If a candidate appears in the subject/paper in which He/She is not otherwise eligible, His/Her examination to that subject/paper shall stand automatically cancelled and the candidate will have no claim whatsoever.



# University of Kashmir, Srinagar

## Admit Card

UG 5TH & 6TH Semester Backlog Examination Batch-2015.

<b>Course:</b>	<b>BSC</b>	<b>Roll No:</b>	<b>20568893</b>
<b>Session:</b>	<b>Bi-Ann</b>	<b>Year:</b>	<b>2020</b>
<b>Name of the Candidate:</b>	SHAFIQ AHMAD WANI		
<b>Son/Daughter of:</b>	MOHD RAFIQ WANI		
<b>Centre No:</b>	1		
<b>Name of the Centre:</b>	GOVT DEGREE COLLEGE, ANANTNAG (BOYS)		
<b>Subject(s) in which to be Examined:</b>	CH05		

Please admit the candidate (Provisionally) in the center for the subjects(s) mentioned in the statement to be held on the dates as given in the Date Sheet

**Sd/-**  
**Deputy controller of Examination**

### Important Examination and Result Guidelines:

While attempting your question paper in the examination hall, you have to strictly abide by various instructions which are printed on the cover page of each Answer Book. Some of the important guidelines are reproduced here for your benefit.

**Note: The appearance of the candidate is purely on provisional basis subject to determination of eligibility**

1. Always keep the Examination Admit Card/Roll No. Slip with you and show it the supervisory staff/inspection team on duty as and when required/demanded.
2. No candidate shall be allowed to carry inside the Examination Hall, any textual material, printed or written, bits of paper or any other material of like nature. If any candidate is found in possession of such material after commencement of examination- whether in use or not- he/she is liable to be disqualified. Cellular phones, pager and other Electronic devices are not allowed during the examination. Candidates must deposit these items in the custody of the supervisory staff well before the commencement of the Examination.
3. A candidate, who reports after 30 minutes of the commencement of the Examination, shall not be permitted to take the Examination.
4. Write your Roll No./Enrollment No. neatly and correctly on the right side of Answer Book in the box shown below the caption "To be filled by the candidate".
5. Write carefully the Name of Examination, Name of the Subject, Name of Paper/Course, Date of Examination at two places viz on the right side and on the left side of the cover page of the Answer Book at the space provided for purpose.
6. Mention the same Question No. against the answer of a question as given in the Question paper.
7. **After the declaration of result**, if the result of any candidate is captioned as PMA/LO/IR/DE/, he/she should immediately bring it to the notice of the Tabulation Section of Examination Wing within 15 days positively, failing which no claim whatsoever shall be entertained.
8. If a candidate appears in the subject/paper in which He/She is not otherwise eligible, His/Her examination to that subject/paper shall stand automatically cancelled and the candidate will have no claim whatsoever.



# University of Kashmir, Srinagar

## Admit Card

UG 5TH & 6TH Semester Backlog Examination Batch-2015.

<b>Course:</b>	<b>BSC</b>	<b>Roll No:</b>	<b>20568894</b>
<b>Session:</b>	<b>Bi-Ann</b>	<b>Year:</b>	<b>2020</b>
<b>Name of the Candidate:</b>	KHUSHBOO FAROOQ		
<b>Son/Daughter of:</b>	FAROOQ ALI KHAN		
<b>Centre No:</b>	1		
<b>Name of the Centre:</b>	GOVT DEGREE COLLEGE, ANANTNAG (BOYS)		
<b>Subject(s) in which to be Examined:</b>	CH05		



Please admit the candidate (Provisionally) in the center for the subjects(s) mentioned in the statement to be held on the dates as given in the Date Sheet

**Sd/-**  
**Deputy controller of Examination**

### Important Examination and Result Guidelines:

While attempting your question paper in the examination hall, you have to strictly abide by various instructions which are printed on the cover page of each Answer Book. Some of the important guidelines are reproduced here for your benefit.

**Note: The appearance of the candidate is purely on provisional basis subject to determination of eligibility**

1. Always keep the Examination Admit Card/Roll No. Slip with you and show it the supervisory staff/inspection team on duty as and when required/demanded.
2. No candidate shall be allowed to carry inside the Examination Hall, any textual material, printed or written, bits of paper or any other material of like nature. If any candidate is found in possession of such material after commencement of examination- whether in use or not- he/she is liable to be disqualified. Cellular phones, pager and other Electronic devices are not allowed during the examination. Candidates must deposit these items in the custody of the supervisory staff well before the commencement of the Examination.
3. A candidate, who reports after 30 minutes of the commencement of the Examination, shall not be permitted to take the Examination.
4. Write your Roll No./Enrollment No. neatly and correctly on the right side of Answer Book in the box shown below the caption "To be filled by the candidate".
5. Write carefully the Name of Examination, Name of the Subject, Name of Paper/Course, Date of Examination at two places viz on the right side and on the left side of the cover page of the Answer Book at the space provided for purpose.
6. Mention the same Question No. against the answer of a question as given in the Question paper.
7. **After the declaration of result**, if the result of any candidate is captioned as PMA/LO/IR/DE/, he/she should immediately bring it to the notice of the Tabulation Section of Examination Wing within 15 days positively, failing which no claim whatsoever shall be entertained.
8. If a candidate appears in the subject/paper in which He/She is not otherwise eligible, His/Her examination to that subject/paper shall stand automatically cancelled and the candidate will have no claim whatsoever.





# University of Kashmir, Srinagar

## Admit Card

UG 5TH & 6TH Semester Backlog Examination Batch-2015.

<b>Course:</b>	<b>BSC</b>	<b>Roll No:</b>	<b>20568895</b>
<b>Session:</b>	<b>Bi-Ann</b>	<b>Year:</b>	<b>2020</b>
<b>Name of the Candidate:</b>	SALAM UD DIN		
<b>Son/Daughter of:</b>	ATTA MOHD NAIK		
<b>Centre No:</b>	1		
<b>Name of the Centre:</b>	GOVT DEGREE COLLEGE, ANANTNAG (BOYS)		
<b>Subject(s) in which to be Examined:</b>	CH05		



Please admit the candidate (Provisionally) in the center for the subjects(s) mentioned in the statement to be held on the dates as given in the Date Sheet

**Sd/-**  
**Deputy controller of Examination**

### Important Examination and Result Guidelines:

While attempting your question paper in the examination hall, you have to strictly abide by various instructions which are printed on the cover page of each Answer Book. Some of the important guidelines are reproduced here for your benefit.

**Note: The appearance of the candidate is purely on provisional basis subject to determination of eligibility**


1. Always keep the Examination Admit Card/Roll No. Slip with you and show it the supervisory staff/inspection team on duty as and when required/demanded.
2. No candidate shall be allowed to carry inside the Examination Hall, any textual material, printed or written, bits of paper or any other material of like nature. If any candidate is found in possession of such material after commencement of examination- whether in use or not- he/she is liable to be disqualified. Cellular phones, pager and other Electronic devices are not allowed during the examination. Candidates must deposit these items in the custody of the supervisory staff well before the commencement of the Examination.
3. A candidate, who reports after 30 minutes of the commencement of the Examination, shall not be permitted to take the Examination.
4. Write your Roll No./Enrollment No. neatly and correctly on the right side of Answer Book in the box shown below the caption "To be filled by the candidate".
5. Write carefully the Name of Examination, Name of the Subject, Name of Paper/Course, Date of Examination at two places viz on the right side and on the left side of the cover page of the Answer Book at the space provided for purpose.
6. Mention the same Question No. against the answer of a question as given in the Question paper.
7. **After the declaration of result**, if the result of any candidate is captioned as PMA/LO/IR/DE/, he/she should immediately bring it to the notice of the Tabulation Section of Examination Wing within 15 days positively, failing which no claim whatsoever shall be entertained.
8. If a candidate appears in the subject/paper in which He/She is not otherwise eligible, His/Her examination to that subject/paper shall stand automatically cancelled and the candidate will have no claim whatsoever.



# University of Kashmir, Srinagar

## Admit Card

UG 5TH & 6TH Semester Backlog Examination Batch-2015.

<b>Course:</b>	<b>BSC</b>	<b>Roll No:</b>	<b>20568896</b>
<b>Session:</b>	Bi-Ann	<b>Year:</b>	2020
<b>Name of the Candidate:</b>	MEHRAJ AHMAD BHAT		
<b>Son/Daughter of:</b>	MOHMAD YOUSUF BHAT		
<b>Centre No:</b>	1		
<b>Name of the Centre:</b>	GOVT DEGREE COLLEGE, ANANTNAG (BOYS)		
<b>Subject(s) in which to be Examined:</b>	BOT05		

Please admit the candidate (Provisionally) in the center for the subjects(s) mentioned in the statement to be held on the dates as given in the Date Sheet

Sd/-  
Deputy controller of Examination

### Important Examination and Result Guidelines:

While attempting your question paper in the examination hall, you have to strictly abide by various instructions which are printed on the cover page of each Answer Book. Some of the important guidelines are reproduced here for your benefit.

**Note: The appearance of the candidate is purely on provisional basis subject to determination of eligibility**

1. Always keep the Examination Admit Card/Roll No. Slip with you and show it the supervisory staff/inspection team on duty as and when required/demanded.
2. No candidate shall be allowed to carry inside the Examination Hall, any textual material, printed or written, bits of paper or any other material of like nature. If any candidate is found in possession of such material after commencement of examination- whether in use or not- he/she is liable to be disqualified. Cellular phones, pager and other Electronic devices are not allowed during the examination. Candidates must deposit these items in the custody of the supervisory staff well before the commencement of the Examination.
3. A candidate, who reports after 30 minutes of the commencement of the Examination, shall not be permitted to take the Examination.
4. Write your Roll No./Enrollment No. neatly and correctly on the right side of Answer Book in the box shown below the caption "To be filled by the candidate".
5. Write carefully the Name of Examination, Name of the Subject, Name of Paper/Course, Date of Examination at two places viz on the right side and on the left side of the cover page of the Answer Book at the space provided for purpose.
6. Mention the same Question No. against the answer of a question as given in the Question paper.
7. **After the declaration of result**, if the result of any candidate is captioned as PMA/LO/IR/DE/, he/she should immediately bring it to the notice of the Tabulation Section of Examination Wing within 15 days positively, failing which no claim whatsoever shall be entertained.
8. If a candidate appears in the subject/paper in which He/She is not otherwise eligible, His/Her examination to that subject/paper shall stand automatically cancelled and the candidate will have no claim whatsoever.



# University of Kashmir, Srinagar

## Admit Card

UG 5TH & 6TH Semester Backlog Examination Batch-2015.

<b>Course:</b>	<b>BSC</b>	<b>Roll No:</b>	<b>20568897</b>
<b>Session:</b>	<b>Bi-Ann</b>	<b>Year:</b>	<b>2020</b>
<b>Name of the Candidate:</b>	HAKEEM ASIF		
<b>Son/Daughter of:</b>	GULAM MOHIUDDIN HAKEEM		
<b>Centre No:</b>	1		
<b>Name of the Centre:</b>	GOVT DEGREE COLLEGE, ANANTNAG (BOYS)		
<b>Subject(s) in which to be Examined:</b>	CH05-BOT05-ZOO05		



Please admit the candidate (Provisionally) in the center for the subjects(s) mentioned in the statement to be held on the dates as given in the Date Sheet

**Sd/-**  
**Deputy controller of Examination**

### Important Examination and Result Guidelines:

While attempting your question paper in the examination hall, you have to strictly abide by various instructions which are printed on the cover page of each Answer Book. Some of the important guidelines are reproduced here for your benefit.

**Note: The appearance of the candidate is purely on provisional basis subject to determination of eligibility**

1. Always keep the Examination Admit Card/Roll No. Slip with you and show it the supervisory staff/inspection team on duty as and when required/demanded.
2. No candidate shall be allowed to carry inside the Examination Hall, any textual material, printed or written, bits of paper or any other material of like nature. If any candidate is found in possession of such material after commencement of examination- whether in use or not- he/she is liable to be disqualified. Cellular phones, pager and other Electronic devices are not allowed during the examination. Candidates must deposit these items in the custody of the supervisory staff well before the commencement of the Examination.
3. A candidate, who reports after 30 minutes of the commencement of the Examination, shall not be permitted to take the Examination.
4. Write your Roll No./Enrollment No. neatly and correctly on the right side of Answer Book in the box shown below the caption "To be filled by the candidate".
5. Write carefully the Name of Examination, Name of the Subject, Name of Paper/Course, Date of Examination at two places viz on the right side and on the left side of the cover page of the Answer Book at the space provided for purpose.
6. Mention the same Question No. against the answer of a question as given in the Question paper.
7. **After the declaration of result**, if the result of any candidate is captioned as PMA/LO/IR/DE/, he/she should immediately bring it to the notice of the Tabulation Section of Examination Wing within 15 days positively, failing which no claim whatsoever shall be entertained.
8. If a candidate appears in the subject/paper in which He/She is not otherwise eligible, His/Her examination to that subject/paper shall stand automatically cancelled and the candidate will have no claim whatsoever.




# University of Kashmir, Srinagar

## Admit Card

UG 5TH & 6TH Semester Backlog Examination Batch-2015.

<b>Course:</b>	<b>BSC</b>	<b>Roll No:</b>	<b>20568898</b>
<b>Session:</b>	<b>Bi-Ann</b>	<b>Year:</b>	<b>2020</b>
<b>Name of the Candidate:</b>	ABRAR MANZOOR		
<b>Son/Daughter of:</b>	MANZOR AHMAD BHAT		
<b>Centre No:</b>	1		
<b>Name of the Centre:</b>	GOVT DEGREE COLLEGE, ANANTNAG (BOYS)		
<b>Subject(s) in which to be Examined:</b>	GG05-GG06		



Please admit the candidate (Provisionally) in the center for the subjects(s) mentioned in the statement to be held on the dates as given in the Date Sheet

**Sd/-**  
**Deputy controller of Examination**

### Important Examination and Result Guidelines:

While attempting your question paper in the examination hall, you have to strictly abide by various instructions which are printed on the cover page of each Answer Book. Some of the important guidelines are reproduced here for your benefit.

**Note: The appearance of the candidate is purely on provisional basis subject to determination of eligibility**

1. Always keep the Examination Admit Card/Roll No. Slip with you and show it the supervisory staff/inspection team on duty as and when required/demanded.
2. No candidate shall be allowed to carry inside the Examination Hall, any textual material, printed or written, bits of paper or any other material of like nature. If any candidate is found in possession of such material after commencement of examination- whether in use or not- he/she is liable to be disqualified. Cellular phones, pager and other Electronic devices are not allowed during the examination. Candidates must deposit these items in the custody of the supervisory staff well before the commencement of the Examination.
3. A candidate, who reports after 30 minutes of the commencement of the Examination, shall not be permitted to take the Examination.
4. Write your Roll No./Enrollment No. neatly and correctly on the right side of Answer Book in the box shown below the caption "To be filled by the candidate".
5. Write carefully the Name of Examination, Name of the Subject, Name of Paper/Course, Date of Examination at two places viz on the right side and on the left side of the cover page of the Answer Book at the space provided for purpose.
6. Mention the same Question No. against the answer of a question as given in the Question paper.
7. **After the declaration of result**, if the result of any candidate is captioned as PMA/LO/IR/DE/, he/she should immediately bring it to the notice of the Tabulation Section of Examination Wing within 15 days positively, failing which no claim whatsoever shall be entertained.
8. If a candidate appears in the subject/paper in which He/She is not otherwise eligible, His/Her examination to that subject/paper shall stand automatically cancelled and the candidate will have no claim whatsoever.



# University of Kashmir, Srinagar

## Admit Card

UG 5TH & 6TH Semester Backlog Examination Batch-2015.

<b>Course:</b>	<b>BSC</b>	<b>Roll No:</b>	<b>20568899</b>
<b>Session:</b>	<b>Bi-Ann</b>	<b>Year:</b>	<b>2020</b>
<b>Name of the Candidate:</b>	AARIF ALI BHAT		
<b>Son/Daughter of:</b>	ALI MOHD BHAT		
<b>Centre No:</b>	1		
<b>Name of the Centre:</b>	GOVT DEGREE COLLEGE, ANANTNAG (BOYS)		
<b>Subject(s) in which to be Examined:</b>	SD06		



Please admit the candidate (Provisionally) in the center for the subjects(s) mentioned in the statement to be held on the dates as given in the Date Sheet

**Sd/-**  
**Deputy controller of Examination**

### Important Examination and Result Guidelines:

While attempting your question paper in the examination hall, you have to strictly abide by various instructions which are printed on the cover page of each Answer Book. Some of the important guidelines are reproduced here for your benefit.

**Note: The appearance of the candidate is purely on provisional basis subject to determination of eligibility**

1. Always keep the Examination Admit Card/Roll No. Slip with you and show it the supervisory staff/inspection team on duty as and when required/demanded.
2. No candidate shall be allowed to carry inside the Examination Hall, any textual material, printed or written, bits of paper or any other material of like nature. If any candidate is found in possession of such material after commencement of examination- whether in use or not- he/she is liable to be disqualified. Cellular phones, pager and other Electronic devices are not allowed during the examination. Candidates must deposit these items in the custody of the supervisory staff well before the commencement of the Examination.
3. A candidate, who reports after 30 minutes of the commencement of the Examination, shall not be permitted to take the Examination.
4. Write your Roll No./Enrollment No. neatly and correctly on the right side of Answer Book in the box shown below the caption "To be filled by the candidate".
5. Write carefully the Name of Examination, Name of the Subject, Name of Paper/Course, Date of Examination at two places viz on the right side and on the left side of the cover page of the Answer Book at the space provided for purpose.
6. Mention the same Question No. against the answer of a question as given in the Question paper.
7. **After the declaration of result**, if the result of any candidate is captioned as PMA/LO/IR/DE/, he/she should immediately bring it to the notice of the Tabulation Section of Examination Wing within 15 days positively, failing which no claim whatsoever shall be entertained.
8. If a candidate appears in the subject/paper in which He/She is not otherwise eligible, His/Her examination to that subject/paper shall stand automatically cancelled and the candidate will have no claim whatsoever.



# University of Kashmir, Srinagar

## Admit Card

UG 5TH & 6TH Semester Backlog Examination Batch-2015.

<b>Course:</b>	<b>BSC</b>	<b>Roll No:</b>	<b>20568900</b>
<b>Session:</b>	Bi-Ann	<b>Year:</b>	2020
<b>Name of the Candidate:</b>	HASEEB AHMAD LONE		
<b>Son/Daughter of:</b>	MOHD SADIQ LONE		
<b>Centre No:</b>	1		
<b>Name of the Centre:</b>	GOVT DEGREE COLLEGE, ANANTNAG (BOYS)		
<b>Subject(s) in which to be Examined:</b>	CH06		



Please admit the candidate (Provisionally) in the center for the subjects(s) mentioned in the statement to be held on the dates as given in the Date Sheet

**Sd/-**  
**Deputy controller of Examination**

### Important Examination and Result Guidelines:

While attempting your question paper in the examination hall, you have to strictly abide by various instructions which are printed on the cover page of each Answer Book. Some of the important guidelines are reproduced here for your benefit.

**Note: The appearance of the candidate is purely on provisional basis subject to determination of eligibility**

1. Always keep the Examination Admit Card/Roll No. Slip with you and show it the supervisory staff/inspection team on duty as and when required/demanded.
2. No candidate shall be allowed to carry inside the Examination Hall, any textual material, printed or written, bits of paper or any other material of like nature. If any candidate is found in possession of such material after commencement of examination- whether in use or not- he/she is liable to be disqualified. Cellular phones, pager and other Electronic devices are not allowed during the examination. Candidates must deposit these items in the custody of the supervisory staff well before the commencement of the Examination.
3. A candidate, who reports after 30 minutes of the commencement of the Examination, shall not be permitted to take the Examination.
4. Write your Roll No./Enrollment No. neatly and correctly on the right side of Answer Book in the box shown below the caption "To be filled by the candidate".
5. Write carefully the Name of Examination, Name of the Subject, Name of Paper/Course, Date of Examination at two places viz on the right side and on the left side of the cover page of the Answer Book at the space provided for purpose.
6. Mention the same Question No. against the answer of a question as given in the Question paper.
7. **After the declaration of result**, if the result of any candidate is captioned as PMA/LO/IR/DE/, he/she should immediately bring it to the notice of the Tabulation Section of Examination Wing within 15 days positively, failing which no claim whatsoever shall be entertained.
8. If a candidate appears in the subject/paper in which He/She is not otherwise eligible, His/Her examination to that subject/paper shall stand automatically cancelled and the candidate will have no claim whatsoever.



# University of Kashmir, Srinagar

## Admit Card

UG 5TH & 6TH Semester Backlog Examination Batch-2015.

<b>Course:</b>	<b>BSC</b>	<b>Roll No:</b>	<b>20568901</b>
<b>Session:</b>	<b>Bi-Ann</b>	<b>Year:</b>	<b>2020</b>
<b>Name of the Candidate:</b>	YAWAR ASHRAF DAR		
<b>Son/Daughter of:</b>	MOHD ASHRAF DAR		
<b>Centre No:</b>	1		
<b>Name of the Centre:</b>	GOVT DEGREE COLLEGE, ANANTNAG (BOYS)		
<b>Subject(s) in which to be Examined:</b>	ZOO06		



Please admit the candidate (Provisionally) in the center for the subjects(s) mentioned in the statement to be held on the dates as given in the Date Sheet

**Sd/-**  
**Deputy controller of Examination**

### Important Examination and Result Guidelines:

While attempting your question paper in the examination hall, you have to strictly abide by various instructions which are printed on the cover page of each Answer Book. Some of the important guidelines are reproduced here for your benefit.

**Note: The appearance of the candidate is purely on provisional basis subject to determination of eligibility**


1. Always keep the Examination Admit Card/Roll No. Slip with you and show it the supervisory staff/inspection team on duty as and when required/demanded.
2. No candidate shall be allowed to carry inside the Examination Hall, any textual material, printed or written, bits of paper or any other material of like nature. If any candidate is found in possession of such material after commencement of examination- whether in use or not- he/she is liable to be disqualified. Cellular phones, pager and other Electronic devices are not allowed during the examination. Candidates must deposit these items in the custody of the supervisory staff well before the commencement of the Examination.
3. A candidate, who reports after 30 minutes of the commencement of the Examination, shall not be permitted to take the Examination.
4. Write your Roll No./Enrollment No. neatly and correctly on the right side of Answer Book in the box shown below the caption "To be filled by the candidate".
5. Write carefully the Name of Examination, Name of the Subject, Name of Paper/Course, Date of Examination at two places viz on the right side and on the left side of the cover page of the Answer Book at the space provided for purpose.
6. Mention the same Question No. against the answer of a question as given in the Question paper.
7. **After the declaration of result**, if the result of any candidate is captioned as PMA/LO/IR/DE/, he/she should immediately bring it to the notice of the Tabulation Section of Examination Wing within 15 days positively, failing which no claim whatsoever shall be entertained.
8. If a candidate appears in the subject/paper in which He/She is not otherwise eligible, His/Her examination to that subject/paper shall stand automatically cancelled and the candidate will have no claim whatsoever.



# University of Kashmir, Srinagar

## Admit Card

UG 5TH & 6TH Semester Backlog Examination Batch-2015.

<b>Course:</b>	<b>BSC</b>	<b>Roll No:</b>	<b>20568902</b>
<b>Session:</b>	Bi-Ann	<b>Year:</b>	2020
<b>Name of the Candidate:</b>	TANVEER AHMED		
<b>Son/Daughter of:</b>	ABDUL RASHIED SEHMAT		
<b>Centre No:</b>	1		
<b>Name of the Centre:</b>	GOVT DEGREE COLLEGE, ANANTNAG (BOYS)		
<b>Subject(s) in which to be Examined:</b>	GG06		

Please admit the candidate (Provisionally) in the center for the subjects(s) mentioned in the statement to be held on the dates as given in the Date Sheet

Sd/-  
Deputy controller of Examination

### Important Examination and Result Guidelines:

While attempting your question paper in the examination hall, you have to strictly abide by various instructions which are printed on the cover page of each Answer Book. Some of the important guidelines are reproduced here for your benefit.

**Note: The appearance of the candidate is purely on provisional basis subject to determination of eligibility**

1. Always keep the Examination Admit Card/Roll No. Slip with you and show it the supervisory staff/inspection team on duty as and when required/demanded.
2. No candidate shall be allowed to carry inside the Examination Hall, any textual material, printed or written, bits of paper or any other material of like nature. If any candidate is found in possession of such material after commencement of examination- whether in use or not- he/she is liable to be disqualified. Cellular phones, pager and other Electronic devices are not allowed during the examination. Candidates must deposit these items in the custody of the supervisory staff well before the commencement of the Examination.
3. A candidate, who reports after 30 minutes of the commencement of the Examination, shall not be permitted to take the Examination.
4. Write your Roll No./Enrollment No. neatly and correctly on the right side of Answer Book in the box shown below the caption "To be filled by the candidate".
5. Write carefully the Name of Examination, Name of the Subject, Name of Paper/Course, Date of Examination at two places viz on the right side and on the left side of the cover page of the Answer Book at the space provided for purpose.
6. Mention the same Question No. against the answer of a question as given in the Question paper.
7. **After the declaration of result**, if the result of any candidate is captioned as PMA/LO/IR/DE/, he/she should immediately bring it to the notice of the Tabulation Section of Examination Wing within 15 days positively, failing which no claim whatsoever shall be entertained.
8. If a candidate appears in the subject/paper in which He/She is not otherwise eligible, His/Her examination to that subject/paper shall stand automatically cancelled and the candidate will have no claim whatsoever.






# University of Kashmir, Srinagar

## Admit Card

UG 5TH & 6TH Semester Backlog Examination Batch-2015.

<b>Course:</b>	<b>BSC</b>	<b>Roll No:</b>	<b>20568903</b>
<b>Session:</b>	Bi-Ann	<b>Year:</b>	2020
<b>Name of the Candidate:</b>	ARSHID AHMAD MALLA		
<b>Son/Daughter of:</b>	NAZIR AHMAD MALLA		
<b>Centre No:</b>	1		
<b>Name of the Centre:</b>	GOVT DEGREE COLLEGE, ANANTNAG (BOYS)		
<b>Subject(s) in which to be Examined:</b>	CH06		

Please admit the candidate (Provisionally) in the center for the subjects(s) mentioned in the statement to be held on the dates as given in the Date Sheet

Sd/-  
Deputy controller of Examination

### Important Examination and Result Guidelines:

While attempting your question paper in the examination hall, you have to strictly abide by various instructions which are printed on the cover page of each Answer Book. Some of the important guidelines are reproduced here for your benefit.

**Note: The appearance of the candidate is purely on provisional basis subject to determination of eligibility**

1. Always keep the Examination Admit Card/Roll No. Slip with you and show it the supervisory staff/inspection team on duty as and when required/demanded.
2. No candidate shall be allowed to carry inside the Examination Hall, any textual material, printed or written, bits of paper or any other material of like nature. If any candidate is found in possession of such material after commencement of examination- whether in use or not- he/she is liable to be disqualified. Cellular phones, pager and other Electronic devices are not allowed during the examination. Candidates must deposit these items in the custody of the supervisory staff well before the commencement of the Examination.
3. A candidate, who reports after 30 minutes of the commencement of the Examination, shall not be permitted to take the Examination.
4. Write your Roll No./Enrollment No. neatly and correctly on the right side of Answer Book in the box shown below the caption "To be filled by the candidate".
5. Write carefully the Name of Examination, Name of the Subject, Name of Paper/Course, Date of Examination at two places viz on the right side and on the left side of the cover page of the Answer Book at the space provided for purpose.
6. Mention the same Question No. against the answer of a question as given in the Question paper.
7. **After the declaration of result**, if the result of any candidate is captioned as PMA/LO/IR/DE/, he/she should immediately bring it to the notice of the Tabulation Section of Examination Wing within 15 days positively, failing which no claim whatsoever shall be entertained.
8. If a candidate appears in the subject/paper in which He/She is not otherwise eligible, His/Her examination to that subject/paper shall stand automatically cancelled and the candidate will have no claim whatsoever.



# University of Kashmir, Srinagar

## Admit Card

UG 5TH & 6TH Semester Backlog Examination Batch-2015.

<b>Course:</b>	<b>BSC</b>	<b>Roll No:</b>	<b>20568904</b>
<b>Session:</b>	<b>Bi-Ann</b>	<b>Year:</b>	<b>2020</b>
<b>Name of the Candidate:</b>	IRFAN RASHID SHEIKH		
<b>Son/Daughter of:</b>	AB RASHID SHEIKH		
<b>Centre No:</b>	1		
<b>Name of the Centre:</b>	GOVT DEGREE COLLEGE, ANANTNAG (BOYS)		
<b>Subject(s) in which to be Examined:</b>	CH06-		



Please admit the candidate (Provisionally) in the center for the subjects(s) mentioned in the statement to be held on the dates as given in the Date Sheet

**Sd/-**  
**Deputy controller of Examination**

### Important Examination and Result Guidelines:

While attempting your question paper in the examination hall, you have to strictly abide by various instructions which are printed on the cover page of each Answer Book. Some of the important guidelines are reproduced here for your benefit.

**Note: The appearance of the candidate is purely on provisional basis subject to determination of eligibility**

1. Always keep the Examination Admit Card/Roll No. Slip with you and show it the supervisory staff/inspection team on duty as and when required/demanded.
2. No candidate shall be allowed to carry inside the Examination Hall, any textual material, printed or written, bits of paper or any other material of like nature. If any candidate is found in possession of such material after commencement of examination- whether in use or not- he/she is liable to be disqualified. Cellular phones, pager and other Electronic devices are not allowed during the examination. Candidates must deposit these items in the custody of the supervisory staff well before the commencement of the Examination.
3. A candidate, who reports after 30 minutes of the commencement of the Examination, shall not be permitted to take the Examination.
4. Write your Roll No./Enrollment No. neatly and correctly on the right side of Answer Book in the box shown below the caption "To be filled by the candidate".
5. Write carefully the Name of Examination, Name of the Subject, Name of Paper/Course, Date of Examination at two places viz on the right side and on the left side of the cover page of the Answer Book at the space provided for purpose.
6. Mention the same Question No. against the answer of a question as given in the Question paper.
7. **After the declaration of result**, if the result of any candidate is captioned as PMA/LO/IR/DE/, he/she should immediately bring it to the notice of the Tabulation Section of Examination Wing within 15 days positively, failing which no claim whatsoever shall be entertained.
8. If a candidate appears in the subject/paper in which He/She is not otherwise eligible, His/Her examination to that subject/paper shall stand automatically cancelled and the candidate will have no claim whatsoever.



# University of Kashmir, Srinagar

## Admit Card

UG 5TH & 6TH Semester Backlog Examination Batch-2015.

<b>Course:</b>	<b>BSC</b>	<b>Roll No:</b>	<b>20568905</b>
<b>Session:</b>	<b>Bi-Ann</b>	<b>Year:</b>	<b>2020</b>
<b>Name of the Candidate:</b>	SHEIKH JUNAID UL ISLAM		
<b>Son/Daughter of:</b>	MOHAMMAD SHABAN SHEIKH		
<b>Centre No:</b>	1		
<b>Name of the Centre:</b>	GOVT DEGREE COLLEGE, ANANTNAG (BOYS)		
<b>Subject(s) in which to be Examined:</b>	CH06-ZOO06		



Please admit the candidate (Provisionally) in the center for the subjects(s) mentioned in the statement to be held on the dates as given in the Date Sheet

**Sd/-**  
**Deputy controller of Examination**

### Important Examination and Result Guidelines:

While attempting your question paper in the examination hall, you have to strictly abide by various instructions which are printed on the cover page of each Answer Book. Some of the important guidelines are reproduced here for your benefit.

**Note: The appearance of the candidate is purely on provisional basis subject to determination of eligibility**

1. Always keep the Examination Admit Card/Roll No. Slip with you and show it the supervisory staff/inspection team on duty as and when required/demanded.
2. No candidate shall be allowed to carry inside the Examination Hall, any textual material, printed or written, bits of paper or any other material of like nature. If any candidate is found in possession of such material after commencement of examination- whether in use or not- he/she is liable to be disqualified. Cellular phones, pager and other Electronic devices are not allowed during the examination. Candidates must deposit these items in the custody of the supervisory staff well before the commencement of the Examination.
3. A candidate, who reports after 30 minutes of the commencement of the Examination, shall not be permitted to take the Examination.
4. Write your Roll No./Enrollment No. neatly and correctly on the right side of Answer Book in the box shown below the caption "To be filled by the candidate".
5. Write carefully the Name of Examination, Name of the Subject, Name of Paper/Course, Date of Examination at two places viz on the right side and on the left side of the cover page of the Answer Book at the space provided for purpose.
6. Mention the same Question No. against the answer of a question as given in the Question paper.
7. **After the declaration of result**, if the result of any candidate is captioned as PMA/LO/IR/DE/, he/she should immediately bring it to the notice of the Tabulation Section of Examination Wing within 15 days positively, failing which no claim whatsoever shall be entertained.
8. If a candidate appears in the subject/paper in which He/She is not otherwise eligible, His/Her examination to that subject/paper shall stand automatically cancelled and the candidate will have no claim whatsoever.



# University of Kashmir, Srinagar

## Admit Card

UG 5TH & 6TH Semester Backlog Examination Batch-2015.

<b>Course:</b>	<b>BSC</b>	<b>Roll No:</b>	<b>20568906</b>
<b>Session:</b>	Bi-Ann	<b>Year:</b>	2020
<b>Name of the Candidate:</b>	TOWQEER BASHIR		
<b>Son/Daughter of:</b>	BASHIR AHMED MUSHTAQ		
<b>Centre No:</b>	1		
<b>Name of the Centre:</b>	GOVT DEGREE COLLEGE, ANANTNAG (BOYS)		
<b>Subject(s) in which to be Examined:</b>	CH05		



Please admit the candidate (Provisionally) in the center for the subjects(s) mentioned in the statement to be held on the dates as given in the Date Sheet

**Sd/-**  
**Deputy controller of Examination**

### Important Examination and Result Guidelines:

While attempting your question paper in the examination hall, you have to strictly abide by various instructions which are printed on the cover page of each Answer Book. Some of the important guidelines are reproduced here for your benefit.

**Note: The appearance of the candidate is purely on provisional basis subject to determination of eligibility**

1. Always keep the Examination Admit Card/Roll No. Slip with you and show it the supervisory staff/inspection team on duty as and when required/demanded.
2. No candidate shall be allowed to carry inside the Examination Hall, any textual material, printed or written, bits of paper or any other material of like nature. If any candidate is found in possession of such material after commencement of examination- whether in use or not- he/she is liable to be disqualified. Cellular phones, pager and other Electronic devices are not allowed during the examination. Candidates must deposit these items in the custody of the supervisory staff well before the commencement of the Examination.
3. A candidate, who reports after 30 minutes of the commencement of the Examination, shall not be permitted to take the Examination.
4. Write your Roll No./Enrollment No. neatly and correctly on the right side of Answer Book in the box shown below the caption "To be filled by the candidate".
5. Write carefully the Name of Examination, Name of the Subject, Name of Paper/Course, Date of Examination at two places viz on the right side and on the left side of the cover page of the Answer Book at the space provided for purpose.
6. Mention the same Question No. against the answer of a question as given in the Question paper.
7. **After the declaration of result**, if the result of any candidate is captioned as PMA/LO/IR/DE/, he/she should immediately bring it to the notice of the Tabulation Section of Examination Wing within 15 days positively, failing which no claim whatsoever shall be entertained.
8. If a candidate appears in the subject/paper in which He/She is not otherwise eligible, His/Her examination to that subject/paper shall stand automatically cancelled and the candidate will have no claim whatsoever.



# University of Kashmir, Srinagar

## Admit Card

UG 5TH & 6TH Semester Backlog Examination Batch-2015.

<b>Course:</b>	<b>BCOM</b>	<b>Roll No:</b>	<b>20571323</b>
<b>Session:</b>	Bi-Ann	<b>Year:</b>	2020
<b>Name of the Candidate:</b>	AADIL WALI		
<b>Son/Daughter of:</b>	WALI MOHMMAD WAGAY		
<b>Centre No:</b>	1		
<b>Name of the Centre:</b>	GOVT DEGREE COLLEGE, ANANTNAG (BOYS)		
<b>Subject(s) in which to be Examined:</b>	BCOM503-BCOM504B-BCOM604C		



Please admit the candidate (Provisionally) in the center for the subjects(s) mentioned in the statement to be held on the dates as given in the Date Sheet

**Sd/-**  
**Deputy controller of Examination**

### Important Examination and Result Guidelines:

While attempting your question paper in the examination hall, you have to strictly abide by various instructions which are printed on the cover page of each Answer Book. Some of the important guidelines are reproduced here for your benefit.

**Note: The appearance of the candidate is purely on provisional basis subject to determination of eligibility**


1. Always keep the Examination Admit Card/Roll No. Slip with you and show it the supervisory staff/inspection team on duty as and when required/demanded.
2. No candidate shall be allowed to carry inside the Examination Hall, any textual material, printed or written, bits of paper or any other material of like nature. If any candidate is found in possession of such material after commencement of examination- whether in use or not- he/she is liable to be disqualified. Cellular phones, pager and other Electronic devices are not allowed during the examination. Candidates must deposit these items in the custody of the supervisory staff well before the commencement of the Examination.
3. A candidate, who reports after 30 minutes of the commencement of the Examination, shall not be permitted to take the Examination.
4. Write your Roll No./Enrollment No. neatly and correctly on the right side of Answer Book in the box shown below the caption "To be filled by the candidate".
5. Write carefully the Name of Examination, Name of the Subject, Name of Paper/Course, Date of Examination at two places viz on the right side and on the left side of the cover page of the Answer Book at the space provided for purpose.
6. Mention the same Question No. against the answer of a question as given in the Question paper.
7. **After the declaration of result**, if the result of any candidate is captioned as PMA/LO/IR/DE/, he/she should immediately bring it to the notice of the Tabulation Section of Examination Wing within 15 days positively, failing which no claim whatsoever shall be entertained.
8. If a candidate appears in the subject/paper in which He/She is not otherwise eligible, His/Her examination to that subject/paper shall stand automatically cancelled and the candidate will have no claim whatsoever.



# University of Kashmir, Srinagar

## Admit Card

UG 5TH & 6TH Semester Backlog Examination Batch-2015.

<b>Course:</b>	<b>BCOM</b>	<b>Roll No:</b>	<b>20571324</b>
<b>Session:</b>	Bi-Ann	<b>Year:</b>	2020
<b>Name of the Candidate:</b>	SHABEER AHMAD WAGAY		
<b>Son/Daughter of:</b>	MOHAMMAD YAQOOB WAGAY		
<b>Centre No:</b>	1		
<b>Name of the Centre:</b>	GOVT DEGREE COLLEGE, ANANTNAG (BOYS)		
<b>Subject(s) in which to be Examined:</b>	BCOM503		

Please admit the candidate (Provisionally) in the center for the subjects(s) mentioned in the statement to be held on the dates as given in the Date Sheet

Sd/-  
Deputy controller of Examination

### Important Examination and Result Guidelines:

While attempting your question paper in the examination hall, you have to strictly abide by various instructions which are printed on the cover page of each Answer Book. Some of the important guidelines are reproduced here for your benefit.

**Note: The appearance of the candidate is purely on provisional basis subject to determination of eligibility**

1. Always keep the Examination Admit Card/Roll No. Slip with you and show it the supervisory staff/inspection team on duty as and when required/demanded.
2. No candidate shall be allowed to carry inside the Examination Hall, any textual material, printed or written, bits of paper or any other material of like nature. If any candidate is found in possession of such material after commencement of examination- whether in use or not- he/she is liable to be disqualified. Cellular phones, pager and other Electronic devices are not allowed during the examination. Candidates must deposit these items in the custody of the supervisory staff well before the commencement of the Examination.
3. A candidate, who reports after 30 minutes of the commencement of the Examination, shall not be permitted to take the Examination.
4. Write your Roll No./Enrollment No. neatly and correctly on the right side of Answer Book in the box shown below the caption "To be filled by the candidate".
5. Write carefully the Name of Examination, Name of the Subject, Name of Paper/Course, Date of Examination at two places viz on the right side and on the left side of the cover page of the Answer Book at the space provided for purpose.
6. Mention the same Question No. against the answer of a question as given in the Question paper.
7. **After the declaration of result**, if the result of any candidate is captioned as PMA/LO/IR/DE/, he/she should immediately bring it to the notice of the Tabulation Section of Examination Wing within 15 days positively, failing which no claim whatsoever shall be entertained.
8. If a candidate appears in the subject/paper in which He/She is not otherwise eligible, His/Her examination to that subject/paper shall stand automatically cancelled and the candidate will have no claim whatsoever.



# University of Kashmir, Srinagar

## Admit Card

UG 5TH & 6TH Semester Backlog Examination Batch-2015.

<b>Course:</b>	<b>BCOM</b>	<b>Roll No:</b>	<b>20571325</b>
<b>Session:</b>	Bi-Ann	<b>Year:</b>	2020
<b>Name of the Candidate:</b>	SAIMA NAZIR		
<b>Son/Daughter of:</b>	NAZIR AHMAD HAJAM		
<b>Centre No:</b>	1		
<b>Name of the Centre:</b>	GOVT DEGREE COLLEGE, ANANTNAG (BOYS)		
<b>Subject(s) in which to be Examined:</b>	ENG05-BCOM503		



Please admit the candidate (Provisionally) in the center for the subjects(s) mentioned in the statement to be held on the dates as given in the Date Sheet

**Sd/-**  
**Deputy controller of Examination**

### Important Examination and Result Guidelines:

While attempting your question paper in the examination hall, you have to strictly abide by various instructions which are printed on the cover page of each Answer Book. Some of the important guidelines are reproduced here for your benefit.

**Note: The appearance of the candidate is purely on provisional basis subject to determination of eligibility**

1. Always keep the Examination Admit Card/Roll No. Slip with you and show it the supervisory staff/inspection team on duty as and when required/demanded.
2. No candidate shall be allowed to carry inside the Examination Hall, any textual material, printed or written, bits of paper or any other material of like nature. If any candidate is found in possession of such material after commencement of examination- whether in use or not- he/she is liable to be disqualified. Cellular phones, pager and other Electronic devices are not allowed during the examination. Candidates must deposit these items in the custody of the supervisory staff well before the commencement of the Examination.
3. A candidate, who reports after 30 minutes of the commencement of the Examination, shall not be permitted to take the Examination.
4. Write your Roll No./Enrollment No. neatly and correctly on the right side of Answer Book in the box shown below the caption "To be filled by the candidate".
5. Write carefully the Name of Examination, Name of the Subject, Name of Paper/Course, Date of Examination at two places viz on the right side and on the left side of the cover page of the Answer Book at the space provided for purpose.
6. Mention the same Question No. against the answer of a question as given in the Question paper.
7. **After the declaration of result**, if the result of any candidate is captioned as PMA/LO/IR/DE/, he/she should immediately bring it to the notice of the Tabulation Section of Examination Wing within 15 days positively, failing which no claim whatsoever shall be entertained.
8. If a candidate appears in the subject/paper in which He/She is not otherwise eligible, His/Her examination to that subject/paper shall stand automatically cancelled and the candidate will have no claim whatsoever.



# University of Kashmir, Srinagar

## Admit Card

UG 5TH & 6TH Semester Backlog Examination Batch-2015.

**Course:** BCOM

**Roll No:** 20571326

**Session:** Bi-Ann

**Year:** 2020

**Name of the Candidate:** ASIF UL RAFIQ RATHER

**Son/Daughter of:** MOHD RAFIQ RATHER

**Centre No:** 1

**Name of the Centre:** GOVT DEGREE COLLEGE, ANANTNAG (BOYS)

**Subject(s) in which to be Examined:** BCOM503-BCOM603



Please admit the candidate (Provisionally) in the center for the subjects(s) mentioned in the statement to be held on the dates as given in the Date Sheet

**Sd/-**

**Deputy controller of Examination**

### Important Examination and Result Guidelines:

While attempting your question paper in the examination hall, you have to strictly abide by various instructions which are printed on the cover page of each Answer Book. Some of the important guidelines are reproduced here for your benefit.

**Note: The appearance of the candidate is purely on provisional basis subject to determination of eligibility**

1. Always keep the Examination Admit Card/Roll No. Slip with you and show it the supervisory staff/inspection team on duty as and when required/demanded.
2. No candidate shall be allowed to carry inside the Examination Hall, any textual material, printed or written, bits of paper or any other material of like nature. If any candidate is found in possession of such material after commencement of examination- whether in use or not- he/she is liable to be disqualified. Cellular phones, pager and other Electronic devices are not allowed during the examination. Candidates must deposit these items in the custody of the supervisory staff well before the commencement of the Examination.
3. A candidate, who reports after 30 minutes of the commencement of the Examination, shall not be permitted to take the Examination.
4. Write your Roll No./Enrollment No. neatly and correctly on the right side of Answer Book in the box shown below the caption "To be filled by the candidate".
5. Write carefully the Name of Examination, Name of the Subject, Name of Paper/Course, Date of Examination at two places viz on the right side and on the left side of the cover page of the Answer Book at the space provided for purpose.
6. Mention the same Question No. against the answer of a question as given in the Question paper.
7. **After the declaration of result**, if the result of any candidate is captioned as PMA/LO/IR/DE/, he/she should immediately bring it to the notice of the Tabulation Section of Examination Wing within 15 days positively, failing which no claim whatsoever shall be entertained.
8. If a candidate appears in the subject/paper in which He/She is not otherwise eligible, His/Her examination to that subject/paper shall stand automatically cancelled and the candidate will have no claim whatsoever.






# University of Kashmir, Srinagar

## Admit Card

UG 5TH & 6TH Semester Backlog Examination Batch-2015.

<b>Course:</b>	<b>BCOM</b>	<b>Roll No:</b>	<b>20571327</b>
<b>Session:</b>	Bi-Ann	<b>Year:</b>	2020
<b>Name of the Candidate:</b>	UMMAR RASOOL KHAN		
<b>Son/Daughter of:</b>	GHULAM RASOOL KHAN		
<b>Centre No:</b>	1		
<b>Name of the Centre:</b>	GOVT DEGREE COLLEGE, ANANTNAG (BOYS)		
<b>Subject(s) in which to be Examined:</b>	BCOM503-BCOM504B-BCOM603		

Please admit the candidate (Provisionally) in the center for the subjects(s) mentioned in the statement to be held on the dates as given in the Date Sheet

**Sd/-**  
**Deputy controller of Examination**

### Important Examination and Result Guidelines:

While attempting your question paper in the examination hall, you have to strictly abide by various instructions which are printed on the cover page of each Answer Book. Some of the important guidelines are reproduced here for your benefit.

**Note: The appearance of the candidate is purely on provisional basis subject to determination of eligibility**


1. Always keep the Examination Admit Card/Roll No. Slip with you and show it the supervisory staff/inspection team on duty as and when required/demanded.
2. No candidate shall be allowed to carry inside the Examination Hall, any textual material, printed or written, bits of paper or any other material of like nature. If any candidate is found in possession of such material after commencement of examination- whether in use or not- he/she is liable to be disqualified. Cellular phones, pager and other Electronic devices are not allowed during the examination. Candidates must deposit these items in the custody of the supervisory staff well before the commencement of the Examination.
3. A candidate, who reports after 30 minutes of the commencement of the Examination, shall not be permitted to take the Examination.
4. Write your Roll No./Enrollment No. neatly and correctly on the right side of Answer Book in the box shown below the caption "To be filled by the candidate".
5. Write carefully the Name of Examination, Name of the Subject, Name of Paper/Course, Date of Examination at two places viz on the right side and on the left side of the cover page of the Answer Book at the space provided for purpose.
6. Mention the same Question No. against the answer of a question as given in the Question paper.
7. **After the declaration of result**, if the result of any candidate is captioned as PMA/LO/IR/DE/, he/she should immediately bring it to the notice of the Tabulation Section of Examination Wing within 15 days positively, failing which no claim whatsoever shall be entertained.
8. If a candidate appears in the subject/paper in which He/She is not otherwise eligible, His/Her examination to that subject/paper shall stand automatically cancelled and the candidate will have no claim whatsoever.



# University of Kashmir, Srinagar

## Admit Card

UG 5TH & 6TH Semester Backlog Examination Batch-2015.

<b>Course:</b>	<b>BCOM</b>	<b>Roll No:</b>	<b>20571328</b>
<b>Session:</b>	Bi-Ann	<b>Year:</b>	2020
<b>Name of the Candidate:</b>	MAJID ASHRAF GANAIE		
<b>Son/Daughter of:</b>	MOHAMMAD ASHRAF GANAIE		
<b>Centre No:</b>	1		
<b>Name of the Centre:</b>	GOVT DEGREE COLLEGE, ANANTNAG (BOYS)		
<b>Subject(s) in which to be Examined:</b>	BCOM504D		

Please admit the candidate (Provisionally) in the center for the subjects(s) mentioned in the statement to be held on the dates as given in the Date Sheet

Sd/-  
Deputy controller of Examination

### Important Examination and Result Guidelines:

While attempting your question paper in the examination hall, you have to strictly abide by various instructions which are printed on the cover page of each Answer Book. Some of the important guidelines are reproduced here for your benefit.

**Note: The appearance of the candidate is purely on provisional basis subject to determination of eligibility**


1. Always keep the Examination Admit Card/Roll No. Slip with you and show it the supervisory staff/inspection team on duty as and when required/demanded.
2. No candidate shall be allowed to carry inside the Examination Hall, any textual material, printed or written, bits of paper or any other material of like nature. If any candidate is found in possession of such material after commencement of examination- whether in use or not- he/she is liable to be disqualified. Cellular phones, pager and other Electronic devices are not allowed during the examination. Candidates must deposit these items in the custody of the supervisory staff well before the commencement of the Examination.
3. A candidate, who reports after 30 minutes of the commencement of the Examination, shall not be permitted to take the Examination.
4. Write your Roll No./Enrollment No. neatly and correctly on the right side of Answer Book in the box shown below the caption "To be filled by the candidate".
5. Write carefully the Name of Examination, Name of the Subject, Name of Paper/Course, Date of Examination at two places viz on the right side and on the left side of the cover page of the Answer Book at the space provided for purpose.
6. Mention the same Question No. against the answer of a question as given in the Question paper.
7. **After the declaration of result**, if the result of any candidate is captioned as PMA/LO/IR/DE/, he/she should immediately bring it to the notice of the Tabulation Section of Examination Wing within 15 days positively, failing which no claim whatsoever shall be entertained.
8. If a candidate appears in the subject/paper in which He/She is not otherwise eligible, His/Her examination to that subject/paper shall stand automatically cancelled and the candidate will have no claim whatsoever.



# University of Kashmir, Srinagar

## Admit Card

UG 5TH & 6TH Semester Backlog Examination Batch-2015.

<b>Course:</b>	<b>BCOM</b>	<b>Roll No:</b>	<b>20571329</b>
<b>Session:</b>	Bi-Ann	<b>Year:</b>	2020
<b>Name of the Candidate:</b>	JUNAID AYOUB BHAT		
<b>Son/Daughter of:</b>	MOHAMMAD AYOUB BHAT		
<b>Centre No:</b>	1		
<b>Name of the Centre:</b>	GOVT DEGREE COLLEGE, ANANTNAG (BOYS)		
<b>Subject(s) in which to be Examined:</b>	BCOM503		

Please admit the candidate (Provisionally) in the center for the subjects(s) mentioned in the statement to be held on the dates as given in the Date Sheet

**Sd/-**  
**Deputy controller of Examination**

### Important Examination and Result Guidelines:

While attempting your question paper in the examination hall, you have to strictly abide by various instructions which are printed on the cover page of each Answer Book. Some of the important guidelines are reproduced here for your benefit.

**Note: The appearance of the candidate is purely on provisional basis subject to determination of eligibility**

1. Always keep the Examination Admit Card/Roll No. Slip with you and show it the supervisory staff/inspection team on duty as and when required/demanded.
2. No candidate shall be allowed to carry inside the Examination Hall, any textual material, printed or written, bits of paper or any other material of like nature. If any candidate is found in possession of such material after commencement of examination- whether in use or not- he/she is liable to be disqualified. Cellular phones, pager and other Electronic devices are not allowed during the examination. Candidates must deposit these items in the custody of the supervisory staff well before the commencement of the Examination.
3. A candidate, who reports after 30 minutes of the commencement of the Examination, shall not be permitted to take the Examination.
4. Write your Roll No./Enrollment No. neatly and correctly on the right side of Answer Book in the box shown below the caption "To be filled by the candidate".
5. Write carefully the Name of Examination, Name of the Subject, Name of Paper/Course, Date of Examination at two places viz on the right side and on the left side of the cover page of the Answer Book at the space provided for purpose.
6. Mention the same Question No. against the answer of a question as given in the Question paper.
7. **After the declaration of result**, if the result of any candidate is captioned as PMA/LO/IR/DE/, he/she should immediately bring it to the notice of the Tabulation Section of Examination Wing within 15 days positively, failing which no claim whatsoever shall be entertained.
8. If a candidate appears in the subject/paper in which He/She is not otherwise eligible, His/Her examination to that subject/paper shall stand automatically cancelled and the candidate will have no claim whatsoever.



# University of Kashmir, Srinagar

## Admit Card

UG 5TH & 6TH Semester Backlog Examination Batch-2015.

<b>Course:</b>	<b>BCOM</b>	<b>Roll No:</b>	<b>20571330</b>
<b>Session:</b>	Bi-Ann	<b>Year:</b>	2020
<b>Name of the Candidate:</b>	SUPINDER KOUR		
<b>Son/Daughter of:</b>	POPINDER SINGH		
<b>Centre No:</b>	1		
<b>Name of the Centre:</b>	GOVT DEGREE COLLEGE, ANANTNAG (BOYS)		
<b>Subject(s) in which to be Examined:</b>	BCOM503-ENG06-BCOM604C-		



Please admit the candidate (Provisionally) in the center for the subjects(s) mentioned in the statement to be held on the dates as given in the Date Sheet

**Sd/-**  
**Deputy controller of Examination**

### Important Examination and Result Guidelines:

While attempting your question paper in the examination hall, you have to strictly abide by various instructions which are printed on the cover page of each Answer Book. Some of the important guidelines are reproduced here for your benefit.

**Note: The appearance of the candidate is purely on provisional basis subject to determination of eligibility**


1. Always keep the Examination Admit Card/Roll No. Slip with you and show it the supervisory staff/inspection team on duty as and when required/demanded.
2. No candidate shall be allowed to carry inside the Examination Hall, any textual material, printed or written, bits of paper or any other material of like nature. If any candidate is found in possession of such material after commencement of examination- whether in use or not- he/she is liable to be disqualified. Cellular phones, pager and other Electronic devices are not allowed during the examination. Candidates must deposit these items in the custody of the supervisory staff well before the commencement of the Examination.
3. A candidate, who reports after 30 minutes of the commencement of the Examination, shall not be permitted to take the Examination.
4. Write your Roll No./Enrollment No. neatly and correctly on the right side of Answer Book in the box shown below the caption "To be filled by the candidate".
5. Write carefully the Name of Examination, Name of the Subject, Name of Paper/Course, Date of Examination at two places viz on the right side and on the left side of the cover page of the Answer Book at the space provided for purpose.
6. Mention the same Question No. against the answer of a question as given in the Question paper.
7. **After the declaration of result**, if the result of any candidate is captioned as PMA/LO/IR/DE/, he/she should immediately bring it to the notice of the Tabulation Section of Examination Wing within 15 days positively, failing which no claim whatsoever shall be entertained.
8. If a candidate appears in the subject/paper in which He/She is not otherwise eligible, His/Her examination to that subject/paper shall stand automatically cancelled and the candidate will have no claim whatsoever.



# University of Kashmir, Srinagar

## Admit Card

UG 5TH & 6TH Semester Backlog Examination Batch-2015.

<b>Course:</b>	<b>BCOM</b>	<b>Roll No:</b>	<b>20571331</b>
<b>Session:</b>	Bi-Ann	<b>Year:</b>	2020
<b>Name of the Candidate:</b>	AMIR SYEED ITOO		
<b>Son/Daughter of:</b>	MOHMAD SYEED ITOO		
<b>Centre No:</b>	1		
<b>Name of the Centre:</b>	GOVT DEGREE COLLEGE, ANANTNAG (BOYS)		
<b>Subject(s) in which to be Examined:</b>	BCOM502		

Please admit the candidate (Provisionally) in the center for the subjects(s) mentioned in the statement to be held on the dates as given in the Date Sheet

Sd/-  
Deputy controller of Examination

### Important Examination and Result Guidelines:

While attempting your question paper in the examination hall, you have to strictly abide by various instructions which are printed on the cover page of each Answer Book. Some of the important guidelines are reproduced here for your benefit.

**Note: The appearance of the candidate is purely on provisional basis subject to determination of eligibility**


1. Always keep the Examination Admit Card/Roll No. Slip with you and show it the supervisory staff/inspection team on duty as and when required/demanded.
2. No candidate shall be allowed to carry inside the Examination Hall, any textual material, printed or written, bits of paper or any other material of like nature. If any candidate is found in possession of such material after commencement of examination- whether in use or not- he/she is liable to be disqualified. Cellular phones, pager and other Electronic devices are not allowed during the examination. Candidates must deposit these items in the custody of the supervisory staff well before the commencement of the Examination.
3. A candidate, who reports after 30 minutes of the commencement of the Examination, shall not be permitted to take the Examination.
4. Write your Roll No./Enrollment No. neatly and correctly on the right side of Answer Book in the box shown below the caption "To be filled by the candidate".
5. Write carefully the Name of Examination, Name of the Subject, Name of Paper/Course, Date of Examination at two places viz on the right side and on the left side of the cover page of the Answer Book at the space provided for purpose.
6. Mention the same Question No. against the answer of a question as given in the Question paper.
7. **After the declaration of result**, if the result of any candidate is captioned as PMA/LO/IR/DE/, he/she should immediately bring it to the notice of the Tabulation Section of Examination Wing within 15 days positively, failing which no claim whatsoever shall be entertained.
8. If a candidate appears in the subject/paper in which He/She is not otherwise eligible, His/Her examination to that subject/paper shall stand automatically cancelled and the candidate will have no claim whatsoever.



# University of Kashmir, Srinagar

## Admit Card

UG 5TH & 6TH Semester Backlog Examination Batch-2015.

<b>Course:</b>	<b>BCOM</b>	<b>Roll No:</b>	<b>20571332</b>
<b>Session:</b>	Bi-Ann	<b>Year:</b>	2020
<b>Name of the Candidate:</b>	AAMIR YOUSUF MALIK		
<b>Son/Daughter of:</b>	MOHD YOUSUF MALIK		
<b>Centre No:</b>	1		
<b>Name of the Centre:</b>	GOVT DEGREE COLLEGE, ANANTNAG (BOYS)		
<b>Subject(s) in which to be Examined:</b>	BCOM503		

Please admit the candidate (Provisionally) in the center for the subjects(s) mentioned in the statement to be held on the dates as given in the Date Sheet

**Sd/-**  
**Deputy controller of Examination**

### Important Examination and Result Guidelines:

While attempting your question paper in the examination hall, you have to strictly abide by various instructions which are printed on the cover page of each Answer Book. Some of the important guidelines are reproduced here for your benefit.

**Note: The appearance of the candidate is purely on provisional basis subject to determination of eligibility**

1. Always keep the Examination Admit Card/Roll No. Slip with you and show it the supervisory staff/inspection team on duty as and when required/demanded.
2. No candidate shall be allowed to carry inside the Examination Hall, any textual material, printed or written, bits of paper or any other material of like nature. If any candidate is found in possession of such material after commencement of examination- whether in use or not- he/she is liable to be disqualified. Cellular phones, pager and other Electronic devices are not allowed during the examination. Candidates must deposit these items in the custody of the supervisory staff well before the commencement of the Examination.
3. A candidate, who reports after 30 minutes of the commencement of the Examination, shall not be permitted to take the Examination.
4. Write your Roll No./Enrollment No. neatly and correctly on the right side of Answer Book in the box shown below the caption "To be filled by the candidate".
5. Write carefully the Name of Examination, Name of the Subject, Name of Paper/Course, Date of Examination at two places viz on the right side and on the left side of the cover page of the Answer Book at the space provided for purpose.
6. Mention the same Question No. against the answer of a question as given in the Question paper.
7. **After the declaration of result**, if the result of any candidate is captioned as PMA/LO/IR/DE/, he/she should immediately bring it to the notice of the Tabulation Section of Examination Wing within 15 days positively, failing which no claim whatsoever shall be entertained.
8. If a candidate appears in the subject/paper in which He/She is not otherwise eligible, His/Her examination to that subject/paper shall stand automatically cancelled and the candidate will have no claim whatsoever.



# University of Kashmir, Srinagar

## Admit Card

UG 5TH & 6TH Semester Backlog Examination Batch-2015.

<b>Course:</b>	<b>BCOM</b>	<b>Roll No:</b>	<b>20571333</b>
<b>Session:</b>	Bi-Ann	<b>Year:</b>	2020
<b>Name of the Candidate:</b>	MOHIEEM RASOOL DAR		
<b>Son/Daughter of:</b>	GH RASOOL DAR		
<b>Centre No:</b>	1		
<b>Name of the Centre:</b>	GOVT DEGREE COLLEGE, ANANTNAG (BOYS)		
<b>Subject(s) in which to be Examined:</b>	ENG05-BCOM503-BCOM604C		



Please admit the candidate (Provisionally) in the center for the subjects(s) mentioned in the statement to be held on the dates as given in the Date Sheet

**Sd/-**  
**Deputy controller of Examination**

### Important Examination and Result Guidelines:

While attempting your question paper in the examination hall, you have to strictly abide by various instructions which are printed on the cover page of each Answer Book. Some of the important guidelines are reproduced here for your benefit.

**Note: The appearance of the candidate is purely on provisional basis subject to determination of eligibility**

1. Always keep the Examination Admit Card/Roll No. Slip with you and show it the supervisory staff/inspection team on duty as and when required/demanded.
2. No candidate shall be allowed to carry inside the Examination Hall, any textual material, printed or written, bits of paper or any other material of like nature. If any candidate is found in possession of such material after commencement of examination- whether in use or not- he/she is liable to be disqualified. Cellular phones, pager and other Electronic devices are not allowed during the examination. Candidates must deposit these items in the custody of the supervisory staff well before the commencement of the Examination.
3. A candidate, who reports after 30 minutes of the commencement of the Examination, shall not be permitted to take the Examination.
4. Write your Roll No./Enrollment No. neatly and correctly on the right side of Answer Book in the box shown below the caption "To be filled by the candidate".
5. Write carefully the Name of Examination, Name of the Subject, Name of Paper/Course, Date of Examination at two places viz on the right side and on the left side of the cover page of the Answer Book at the space provided for purpose.
6. Mention the same Question No. against the answer of a question as given in the Question paper.
7. **After the declaration of result**, if the result of any candidate is captioned as PMA/LO/IR/DE/, he/she should immediately bring it to the notice of the Tabulation Section of Examination Wing within 15 days positively, failing which no claim whatsoever shall be entertained.
8. If a candidate appears in the subject/paper in which He/She is not otherwise eligible, His/Her examination to that subject/paper shall stand automatically cancelled and the candidate will have no claim whatsoever.



# University of Kashmir, Srinagar

## Admit Card

UG 5TH & 6TH Semester Backlog Examination Batch-2015.

<b>Course:</b>	<b>BCOM</b>	<b>Roll No:</b>	<b>20571334</b>
<b>Session:</b>	Bi-Ann	<b>Year:</b>	2020
<b>Name of the Candidate:</b>	OMER NABI BHAT		
<b>Son/Daughter of:</b>	GH NABI BHAT		
<b>Centre No:</b>	1		
<b>Name of the Centre:</b>	GOVT DEGREE COLLEGE, ANANTNAG (BOYS)		
<b>Subject(s) in which to be Examined:</b>	ENG05		



Please admit the candidate (Provisionally) in the center for the subjects(s) mentioned in the statement to be held on the dates as given in the Date Sheet

**Sd/-**  
**Deputy controller of Examination**

### Important Examination and Result Guidelines:

While attempting your question paper in the examination hall, you have to strictly abide by various instructions which are printed on the cover page of each Answer Book. Some of the important guidelines are reproduced here for your benefit.

**Note: The appearance of the candidate is purely on provisional basis subject to determination of eligibility**

1. Always keep the Examination Admit Card/Roll No. Slip with you and show it the supervisory staff/inspection team on duty as and when required/demanded.
2. No candidate shall be allowed to carry inside the Examination Hall, any textual material, printed or written, bits of paper or any other material of like nature. If any candidate is found in possession of such material after commencement of examination- whether in use or not- he/she is liable to be disqualified. Cellular phones, pager and other Electronic devices are not allowed during the examination. Candidates must deposit these items in the custody of the supervisory staff well before the commencement of the Examination.
3. A candidate, who reports after 30 minutes of the commencement of the Examination, shall not be permitted to take the Examination.
4. Write your Roll No./Enrollment No. neatly and correctly on the right side of Answer Book in the box shown below the caption "To be filled by the candidate".
5. Write carefully the Name of Examination, Name of the Subject, Name of Paper/Course, Date of Examination at two places viz on the right side and on the left side of the cover page of the Answer Book at the space provided for purpose.
6. Mention the same Question No. against the answer of a question as given in the Question paper.
7. **After the declaration of result**, if the result of any candidate is captioned as PMA/LO/IR/DE/, he/she should immediately bring it to the notice of the Tabulation Section of Examination Wing within 15 days positively, failing which no claim whatsoever shall be entertained.
8. If a candidate appears in the subject/paper in which He/She is not otherwise eligible, His/Her examination to that subject/paper shall stand automatically cancelled and the candidate will have no claim whatsoever.






# University of Kashmir, Srinagar

## Admit Card

UG 5TH & 6TH Semester Backlog Examination Batch-2015.

<b>Course:</b>	<b>BCOM</b>	<b>Roll No:</b>	<b>20571335</b>
<b>Session:</b>	Bi-Ann	<b>Year:</b>	2020
<b>Name of the Candidate:</b>	SUBZAR AHMAD GANIE		
<b>Son/Daughter of:</b>	NAZEER AHMAD GANIE		
<b>Centre No:</b>	1	 24-06-2015	
<b>Name of the Centre:</b>	GOVT DEGREE COLLEGE, ANANTNAG (BOYS)		
<b>Subject(s) in which to be Examined:</b>	BCOM503		

Please admit the candidate (Provisionally) in the center for the subjects(s) mentioned in the statement to be held on the dates as given in the Date Sheet

Sd/-  
Deputy controller of Examination

### Important Examination and Result Guidelines:

While attempting your question paper in the examination hall, you have to strictly abide by various instructions which are printed on the cover page of each Answer Book. Some of the important guidelines are reproduced here for your benefit.

**Note: The appearance of the candidate is purely on provisional basis subject to determination of eligibility**


1. Always keep the Examination Admit Card/Roll No. Slip with you and show it the supervisory staff/inspection team on duty as and when required/demanded.
2. No candidate shall be allowed to carry inside the Examination Hall, any textual material, printed or written, bits of paper or any other material of like nature. If any candidate is found in possession of such material after commencement of examination- whether in use or not- he/she is liable to be disqualified. Cellular phones, pager and other Electronic devices are not allowed during the examination. Candidates must deposit these items in the custody of the supervisory staff well before the commencement of the Examination.
3. A candidate, who reports after 30 minutes of the commencement of the Examination, shall not be permitted to take the Examination.
4. Write your Roll No./Enrollment No. neatly and correctly on the right side of Answer Book in the box shown below the caption "To be filled by the candidate".
5. Write carefully the Name of Examination, Name of the Subject, Name of Paper/Course, Date of Examination at two places viz on the right side and on the left side of the cover page of the Answer Book at the space provided for purpose.
6. Mention the same Question No. against the answer of a question as given in the Question paper.
7. **After the declaration of result**, if the result of any candidate is captioned as PMA/LO/IR/DE/, he/she should immediately bring it to the notice of the Tabulation Section of Examination Wing within 15 days positively, failing which no claim whatsoever shall be entertained.
8. If a candidate appears in the subject/paper in which He/She is not otherwise eligible, His/Her examination to that subject/paper shall stand automatically cancelled and the candidate will have no claim whatsoever.



# University of Kashmir, Srinagar

## Admit Card

UG 5TH & 6TH Semester Backlog Examination Batch-2015.

<b>Course:</b>	<b>BCOM</b>	<b>Roll No:</b>	<b>20571336</b>
<b>Session:</b>	Bi-Ann	<b>Year:</b>	2020
<b>Name of the Candidate:</b>	MASOOD AHMAD KHAN		
<b>Son/Daughter of:</b>	MOHD AMIN KHAN		
<b>Centre No:</b>	1		
<b>Name of the Centre:</b>	GOVT DEGREE COLLEGE, ANANTNAG (BOYS)		
<b>Subject(s) in which to be Examined:</b>	ENG05		

Please admit the candidate (Provisionally) in the center for the subjects(s) mentioned in the statement to be held on the dates as given in the Date Sheet

Sd/-  
Deputy controller of Examination

### Important Examination and Result Guidelines:

While attempting your question paper in the examination hall, you have to strictly abide by various instructions which are printed on the cover page of each Answer Book. Some of the important guidelines are reproduced here for your benefit.

**Note: The appearance of the candidate is purely on provisional basis subject to determination of eligibility**


1. Always keep the Examination Admit Card/Roll No. Slip with you and show it the supervisory staff/inspection team on duty as and when required/demanded.
2. No candidate shall be allowed to carry inside the Examination Hall, any textual material, printed or written, bits of paper or any other material of like nature. If any candidate is found in possession of such material after commencement of examination- whether in use or not- he/she is liable to be disqualified. Cellular phones, pager and other Electronic devices are not allowed during the examination. Candidates must deposit these items in the custody of the supervisory staff well before the commencement of the Examination.
3. A candidate, who reports after 30 minutes of the commencement of the Examination, shall not be permitted to take the Examination.
4. Write your Roll No./Enrollment No. neatly and correctly on the right side of Answer Book in the box shown below the caption "To be filled by the candidate".
5. Write carefully the Name of Examination, Name of the Subject, Name of Paper/Course, Date of Examination at two places viz on the right side and on the left side of the cover page of the Answer Book at the space provided for purpose.
6. Mention the same Question No. against the answer of a question as given in the Question paper.
7. **After the declaration of result**, if the result of any candidate is captioned as PMA/LO/IR/DE/, he/she should immediately bring it to the notice of the Tabulation Section of Examination Wing within 15 days positively, failing which no claim whatsoever shall be entertained.
8. If a candidate appears in the subject/paper in which He/She is not otherwise eligible, His/Her examination to that subject/paper shall stand automatically cancelled and the candidate will have no claim whatsoever.



# University of Kashmir, Srinagar

## Admit Card

UG 5TH & 6TH Semester Backlog Examination Batch-2015.

<b>Course:</b>	<b>BCOM</b>	<b>Roll No:</b>	<b>20571337</b>
<b>Session:</b>	Bi-Ann	<b>Year:</b>	2020
<b>Name of the Candidate:</b>	SHOKIA BASHIR		
<b>Son/Daughter of:</b>	LATE BASHIR AHMAD SHEIKH		
<b>Centre No:</b>	1		
<b>Name of the Centre:</b>	GOVT DEGREE COLLEGE, ANANTNAG (BOYS)		
<b>Subject(s) in which to be Examined:</b>	BCOM503-BCOM603		

Please admit the candidate (Provisionally) in the center for the subjects(s) mentioned in the statement to be held on the dates as given in the Date Sheet

**Sd/-**  
**Deputy controller of Examination**

### Important Examination and Result Guidelines:

While attempting your question paper in the examination hall, you have to strictly abide by various instructions which are printed on the cover page of each Answer Book. Some of the important guidelines are reproduced here for your benefit.

**Note: The appearance of the candidate is purely on provisional basis subject to determination of eligibility**

1. Always keep the Examination Admit Card/Roll No. Slip with you and show it the supervisory staff/inspection team on duty as and when required/demanded.
2. No candidate shall be allowed to carry inside the Examination Hall, any textual material, printed or written, bits of paper or any other material of like nature. If any candidate is found in possession of such material after commencement of examination- whether in use or not- he/she is liable to be disqualified. Cellular phones, pager and other Electronic devices are not allowed during the examination. Candidates must deposit these items in the custody of the supervisory staff well before the commencement of the Examination.
3. A candidate, who reports after 30 minutes of the commencement of the Examination, shall not be permitted to take the Examination.
4. Write your Roll No./Enrollment No. neatly and correctly on the right side of Answer Book in the box shown below the caption "To be filled by the candidate".
5. Write carefully the Name of Examination, Name of the Subject, Name of Paper/Course, Date of Examination at two places viz on the right side and on the left side of the cover page of the Answer Book at the space provided for purpose.
6. Mention the same Question No. against the answer of a question as given in the Question paper.
7. **After the declaration of result**, if the result of any candidate is captioned as PMA/LO/IR/DE/, he/she should immediately bring it to the notice of the Tabulation Section of Examination Wing within 15 days positively, failing which no claim whatsoever shall be entertained.
8. If a candidate appears in the subject/paper in which He/She is not otherwise eligible, His/Her examination to that subject/paper shall stand automatically cancelled and the candidate will have no claim whatsoever.



# University of Kashmir, Srinagar

## Admit Card

UG 5TH & 6TH Semester Backlog Examination Batch-2015.

**Course:** BCOM **Roll No:** 20571338

**Session:** Bi-Ann **Year:** 2020

**Name of the Candidate:** JAHANGEER GULL

**Son/Daughter of:** GULL MOHD DEVA

**Centre No:** 1

**Name of the Centre:** GOVT DEGREE COLLEGE, ANANTNAG (BOYS)

**Subject(s) in which to be Examined:** BCOM502



Please admit the candidate (Provisionally) in the center for the subjects(s) mentioned in the statement to be held on the dates as given in the Date Sheet

**Sd/-**  
**Deputy controller of Examination**

### Important Examination and Result Guidelines:

While attempting your question paper in the examination hall, you have to strictly abide by various instructions which are printed on the cover page of each Answer Book. Some of the important guidelines are reproduced here for your benefit.

**Note: The appearance of the candidate is purely on provisional basis subject to determination of eligibility**

1. Always keep the Examination Admit Card/Roll No. Slip with you and show it the supervisory staff/inspection team on duty as and when required/demanded.
2. No candidate shall be allowed to carry inside the Examination Hall, any textual material, printed or written, bits of paper or any other material of like nature. If any candidate is found in possession of such material after commencement of examination- whether in use or not- he/she is liable to be disqualified. Cellular phones, pager and other Electronic devices are not allowed during the examination. Candidates must deposit these items in the custody of the supervisory staff well before the commencement of the Examination.
3. A candidate, who reports after 30 minutes of the commencement of the Examination, shall not be permitted to take the Examination.
4. Write your Roll No./Enrollment No. neatly and correctly on the right side of Answer Book in the box shown below the caption "To be filled by the candidate".
5. Write carefully the Name of Examination, Name of the Subject, Name of Paper/Course, Date of Examination at two places viz on the right side and on the left side of the cover page of the Answer Book at the space provided for purpose.
6. Mention the same Question No. against the answer of a question as given in the Question paper.
7. **After the declaration of result**, if the result of any candidate is captioned as PMA/LO/IR/DE/, he/she should immediately bring it to the notice of the Tabulation Section of Examination Wing within 15 days positively, failing which no claim whatsoever shall be entertained.
8. If a candidate appears in the subject/paper in which He/She is not otherwise eligible, His/Her examination to that subject/paper shall stand automatically cancelled and the candidate will have no claim whatsoever.



# University of Kashmir, Srinagar

## Admit Card

UG 5TH & 6TH Semester Backlog Examination Batch-2015.

<b>Course:</b>	<b>BCOM</b>	<b>Roll No:</b>	<b>20571339</b>
<b>Session:</b>	Bi-Ann	<b>Year:</b>	2020
<b>Name of the Candidate:</b>	GOWHAR YASIN		
<b>Son/Daughter of:</b>	MOHD YASIN SHAH		
<b>Centre No:</b>	1		
<b>Name of the Centre:</b>	GOVT DEGREE COLLEGE, ANANTNAG (BOYS)		
<b>Subject(s) in which to be Examined:</b>	ENG05-BCOM503-BCOM603		



Please admit the candidate (Provisionally) in the center for the subjects(s) mentioned in the statement to be held on the dates as given in the Date Sheet

**Sd/-**  
**Deputy controller of Examination**

### Important Examination and Result Guidelines:

While attempting your question paper in the examination hall, you have to strictly abide by various instructions which are printed on the cover page of each Answer Book. Some of the important guidelines are reproduced here for your benefit.

**Note: The appearance of the candidate is purely on provisional basis subject to determination of eligibility**


1. Always keep the Examination Admit Card/Roll No. Slip with you and show it the supervisory staff/inspection team on duty as and when required/demanded.
2. No candidate shall be allowed to carry inside the Examination Hall, any textual material, printed or written, bits of paper or any other material of like nature. If any candidate is found in possession of such material after commencement of examination- whether in use or not- he/she is liable to be disqualified. Cellular phones, pager and other Electronic devices are not allowed during the examination. Candidates must deposit these items in the custody of the supervisory staff well before the commencement of the Examination.
3. A candidate, who reports after 30 minutes of the commencement of the Examination, shall not be permitted to take the Examination.
4. Write your Roll No./Enrollment No. neatly and correctly on the right side of Answer Book in the box shown below the caption "To be filled by the candidate".
5. Write carefully the Name of Examination, Name of the Subject, Name of Paper/Course, Date of Examination at two places viz on the right side and on the left side of the cover page of the Answer Book at the space provided for purpose.
6. Mention the same Question No. against the answer of a question as given in the Question paper.
7. **After the declaration of result**, if the result of any candidate is captioned as PMA/LO/IR/DE/, he/she should immediately bring it to the notice of the Tabulation Section of Examination Wing within 15 days positively, failing which no claim whatsoever shall be entertained.
8. If a candidate appears in the subject/paper in which He/She is not otherwise eligible, His/Her examination to that subject/paper shall stand automatically cancelled and the candidate will have no claim whatsoever.



# University of Kashmir, Srinagar

## Admit Card

UG 5TH & 6TH Semester Backlog Examination Batch-2015.

<b>Course:</b>	<b>BCOM</b>	<b>Roll No:</b>	<b>20571340</b>
<b>Session:</b>	Bi-Ann	<b>Year:</b>	2020
<b>Name of the Candidate:</b>	PARVAZ AHMAD BHAT		
<b>Son/Daughter of:</b>	MOHD AMIN BHAT		
<b>Centre No:</b>	1		
<b>Name of the Centre:</b>	GOVT DEGREE COLLEGE, ANANTNAG (BOYS)		
<b>Subject(s) in which to be Examined:</b>	BCOM502-BCOM603		

Please admit the candidate (Provisionally) in the center for the subjects(s) mentioned in the statement to be held on the dates as given in the Date Sheet

**Sd/-**  
**Deputy controller of Examination**

### Important Examination and Result Guidelines:

While attempting your question paper in the examination hall, you have to strictly abide by various instructions which are printed on the cover page of each Answer Book. Some of the important guidelines are reproduced here for your benefit.

**Note: The appearance of the candidate is purely on provisional basis subject to determination of eligibility**

1. Always keep the Examination Admit Card/Roll No. Slip with you and show it the supervisory staff/inspection team on duty as and when required/demanded.
2. No candidate shall be allowed to carry inside the Examination Hall, any textual material, printed or written, bits of paper or any other material of like nature. If any candidate is found in possession of such material after commencement of examination- whether in use or not- he/she is liable to be disqualified. Cellular phones, pager and other Electronic devices are not allowed during the examination. Candidates must deposit these items in the custody of the supervisory staff well before the commencement of the Examination.
3. A candidate, who reports after 30 minutes of the commencement of the Examination, shall not be permitted to take the Examination.
4. Write your Roll No./Enrollment No. neatly and correctly on the right side of Answer Book in the box shown below the caption "To be filled by the candidate".
5. Write carefully the Name of Examination, Name of the Subject, Name of Paper/Course, Date of Examination at two places viz on the right side and on the left side of the cover page of the Answer Book at the space provided for purpose.
6. Mention the same Question No. against the answer of a question as given in the Question paper.
7. **After the declaration of result**, if the result of any candidate is captioned as PMA/LO/IR/DE/, he/she should immediately bring it to the notice of the Tabulation Section of Examination Wing within 15 days positively, failing which no claim whatsoever shall be entertained.
8. If a candidate appears in the subject/paper in which He/She is not otherwise eligible, His/Her examination to that subject/paper shall stand automatically cancelled and the candidate will have no claim whatsoever.



# University of Kashmir, Srinagar

## Admit Card

UG 5TH & 6TH Semester Backlog Examination Batch-2015.

**Course:** BCOM **Roll No:** 20571341

**Session:** Bi-Ann **Year:** 2020

**Name of the Candidate:** UMAR FAROOQ DAR

**Son/Daughter of:** FAROOQ AHMAD DAR

**Centre No:** 1

**Name of the Centre:** GOVT DEGREE COLLEGE, ANANTNAG (BOYS)

**Subject(s) in which to be Examined:** BCOM503



Please admit the candidate (Provisionally) in the center for the subjects(s) mentioned in the statement to be held on the dates as given in the Date Sheet

**Sd/-**

**Deputy controller of Examination**

### Important Examination and Result Guidelines:

While attempting your question paper in the examination hall, you have to strictly abide by various instructions which are printed on the cover page of each Answer Book. Some of the important guidelines are reproduced here for your benefit.

**Note: The appearance of the candidate is purely on provisional basis subject to determination of eligibility**

1. Always keep the Examination Admit Card/Roll No. Slip with you and show it the supervisory staff/inspection team on duty as and when required/demanded.
2. No candidate shall be allowed to carry inside the Examination Hall, any textual material, printed or written, bits of paper or any other material of like nature. If any candidate is found in possession of such material after commencement of examination- whether in use or not- he/she is liable to be disqualified. Cellular phones, pager and other Electronic devices are not allowed during the examination. Candidates must deposit these items in the custody of the supervisory staff well before the commencement of the Examination.
3. A candidate, who reports after 30 minutes of the commencement of the Examination, shall not be permitted to take the Examination.
4. Write your Roll No./Enrollment No. neatly and correctly on the right side of Answer Book in the box shown below the caption "To be filled by the candidate".
5. Write carefully the Name of Examination, Name of the Subject, Name of Paper/Course, Date of Examination at two places viz on the right side and on the left side of the cover page of the Answer Book at the space provided for purpose.
6. Mention the same Question No. against the answer of a question as given in the Question paper.
7. **After the declaration of result**, if the result of any candidate is captioned as PMA/LO/IR/DE/, he/she should immediately bring it to the notice of the Tabulation Section of Examination Wing within 15 days positively, failing which no claim whatsoever shall be entertained.
8. If a candidate appears in the subject/paper in which He/She is not otherwise eligible, His/Her examination to that subject/paper shall stand automatically cancelled and the candidate will have no claim whatsoever.



# University of Kashmir, Srinagar

## Admit Card

UG 5TH & 6TH Semester Backlog Examination Batch-2015.

<b>Course:</b>	<b>BCOM</b>	<b>Roll No:</b>	<b>20571342</b>
<b>Session:</b>	Bi-Ann	<b>Year:</b>	2020
<b>Name of the Candidate:</b>	TARIQ AHMED BHAT		
<b>Son/Daughter of:</b>	MOHAMMAD AMIN BHAT		
<b>Centre No:</b>	1		
<b>Name of the Centre:</b>	GOVT DEGREE COLLEGE, ANANTNAG (BOYS)		
<b>Subject(s) in which to be Examined:</b>	BCOM502		



Please admit the candidate (Provisionally) in the center for the subjects(s) mentioned in the statement to be held on the dates as given in the Date Sheet

**Sd/-**  
**Deputy controller of Examination**

### Important Examination and Result Guidelines:

While attempting your question paper in the examination hall, you have to strictly abide by various instructions which are printed on the cover page of each Answer Book. Some of the important guidelines are reproduced here for your benefit.

**Note: The appearance of the candidate is purely on provisional basis subject to determination of eligibility**

1. Always keep the Examination Admit Card/Roll No. Slip with you and show it the supervisory staff/inspection team on duty as and when required/demanded.
2. No candidate shall be allowed to carry inside the Examination Hall, any textual material, printed or written, bits of paper or any other material of like nature. If any candidate is found in possession of such material after commencement of examination- whether in use or not- he/she is liable to be disqualified. Cellular phones, pager and other Electronic devices are not allowed during the examination. Candidates must deposit these items in the custody of the supervisory staff well before the commencement of the Examination.
3. A candidate, who reports after 30 minutes of the commencement of the Examination, shall not be permitted to take the Examination.
4. Write your Roll No./Enrollment No. neatly and correctly on the right side of Answer Book in the box shown below the caption "To be filled by the candidate".
5. Write carefully the Name of Examination, Name of the Subject, Name of Paper/Course, Date of Examination at two places viz on the right side and on the left side of the cover page of the Answer Book at the space provided for purpose.
6. Mention the same Question No. against the answer of a question as given in the Question paper.
7. **After the declaration of result**, if the result of any candidate is captioned as PMA/LO/IR/DE/, he/she should immediately bring it to the notice of the Tabulation Section of Examination Wing within 15 days positively, failing which no claim whatsoever shall be entertained.
8. If a candidate appears in the subject/paper in which He/She is not otherwise eligible, His/Her examination to that subject/paper shall stand automatically cancelled and the candidate will have no claim whatsoever.






# University of Kashmir, Srinagar

## Admit Card

UG 5TH & 6TH Semester Backlog Examination Batch-2015.

<b>Course:</b>	<b>BCOM</b>	<b>Roll No:</b>	<b>20571343</b>
<b>Session:</b>	Bi-Ann	<b>Year:</b>	2020
<b>Name of the Candidate:</b>	MUNEEB AHMAD WANI		
<b>Son/Daughter of:</b>	MOHMMAD KHALIL WANI		
<b>Centre No:</b>	1		
<b>Name of the Centre:</b>	GOVT DEGREE COLLEGE, ANANTNAG (BOYS)		
<b>Subject(s) in which to be Examined:</b>	BCOM503		

Please admit the candidate (Provisionally) in the center for the subjects(s) mentioned in the statement to be held on the dates as given in the Date Sheet

Sd/-  
Deputy controller of Examination

### Important Examination and Result Guidelines:

While attempting your question paper in the examination hall, you have to strictly abide by various instructions which are printed on the cover page of each Answer Book. Some of the important guidelines are reproduced here for your benefit.

**Note: The appearance of the candidate is purely on provisional basis subject to determination of eligibility**


1. Always keep the Examination Admit Card/Roll No. Slip with you and show it the supervisory staff/inspection team on duty as and when required/demanded.
2. No candidate shall be allowed to carry inside the Examination Hall, any textual material, printed or written, bits of paper or any other material of like nature. If any candidate is found in possession of such material after commencement of examination- whether in use or not- he/she is liable to be disqualified. Cellular phones, pager and other Electronic devices are not allowed during the examination. Candidates must deposit these items in the custody of the supervisory staff well before the commencement of the Examination.
3. A candidate, who reports after 30 minutes of the commencement of the Examination, shall not be permitted to take the Examination.
4. Write your Roll No./Enrollment No. neatly and correctly on the right side of Answer Book in the box shown below the caption "To be filled by the candidate".
5. Write carefully the Name of Examination, Name of the Subject, Name of Paper/Course, Date of Examination at two places viz on the right side and on the left side of the cover page of the Answer Book at the space provided for purpose.
6. Mention the same Question No. against the answer of a question as given in the Question paper.
7. **After the declaration of result**, if the result of any candidate is captioned as PMA/LO/IR/DE/, he/she should immediately bring it to the notice of the Tabulation Section of Examination Wing within 15 days positively, failing which no claim whatsoever shall be entertained.
8. If a candidate appears in the subject/paper in which He/She is not otherwise eligible, His/Her examination to that subject/paper shall stand automatically cancelled and the candidate will have no claim whatsoever.



# University of Kashmir, Srinagar

## Admit Card

UG 5TH & 6TH Semester Backlog Examination Batch-2015.

<b>Course:</b>	<b>BCOM</b>	<b>Roll No:</b>	<b>20571344</b>
<b>Session:</b>	Bi-Ann	<b>Year:</b>	2020
<b>Name of the Candidate:</b>	IDREES AHMAD SHAH		
<b>Son/Daughter of:</b>	ABDUL MAJEED SHAH		
<b>Centre No:</b>	1		
<b>Name of the Centre:</b>	GOVT DEGREE COLLEGE, ANANTNAG (BOYS)		
<b>Subject(s) in which to be Examined:</b>	BCOM502-BCOM503-BCOM504D--BCOM603-BCOM604C		

Please admit the candidate (Provisionally) in the center for the subjects(s) mentioned in the statement to be held on the dates as given in the Date Sheet

**Sd/-**  
**Deputy controller of Examination**

### Important Examination and Result Guidelines:

While attempting your question paper in the examination hall, you have to strictly abide by various instructions which are printed on the cover page of each Answer Book. Some of the important guidelines are reproduced here for your benefit.

**Note: The appearance of the candidate is purely on provisional basis subject to determination of eligibility**

1. Always keep the Examination Admit Card/Roll No. Slip with you and show it the supervisory staff/inspection team on duty as and when required/demanded.
2. No candidate shall be allowed to carry inside the Examination Hall, any textual material, printed or written, bits of paper or any other material of like nature. If any candidate is found in possession of such material after commencement of examination- whether in use or not- he/she is liable to be disqualified. Cellular phones, pager and other Electronic devices are not allowed during the examination. Candidates must deposit these items in the custody of the supervisory staff well before the commencement of the Examination.
3. A candidate, who reports after 30 minutes of the commencement of the Examination, shall not be permitted to take the Examination.
4. Write your Roll No./Enrollment No. neatly and correctly on the right side of Answer Book in the box shown below the caption "To be filled by the candidate".
5. Write carefully the Name of Examination, Name of the Subject, Name of Paper/Course, Date of Examination at two places viz on the right side and on the left side of the cover page of the Answer Book at the space provided for purpose.
6. Mention the same Question No. against the answer of a question as given in the Question paper.
7. **After the declaration of result**, if the result of any candidate is captioned as PMA/LO/IR/DE/, he/she should immediately bring it to the notice of the Tabulation Section of Examination Wing within 15 days positively, failing which no claim whatsoever shall be entertained.
8. If a candidate appears in the subject/paper in which He/She is not otherwise eligible, His/Her examination to that subject/paper shall stand automatically cancelled and the candidate will have no claim whatsoever.



# University of Kashmir, Srinagar

## Admit Card

UG 5TH & 6TH Semester Backlog Examination Batch-2015.

<b>Course:</b>	<b>BCOM</b>	<b>Roll No:</b>	<b>20571345</b>
<b>Session:</b>	Bi-Ann	<b>Year:</b>	2020
<b>Name of the Candidate:</b>	YAWAR SAJAD WANI		
<b>Son/Daughter of:</b>	SAJAD AHMAD WANI		
<b>Centre No:</b>	1		
<b>Name of the Centre:</b>	GOVT DEGREE COLLEGE, ANANTNAG (BOYS)		
<b>Subject(s) in which to be Examined:</b>	ENG05-BCOM502-BCOM503-BCOM603		



Please admit the candidate (Provisionally) in the center for the subjects(s) mentioned in the statement to be held on the dates as given in the Date Sheet

**Sd/-**  
**Deputy controller of Examination**

### Important Examination and Result Guidelines:

While attempting your question paper in the examination hall, you have to strictly abide by various instructions which are printed on the cover page of each Answer Book. Some of the important guidelines are reproduced here for your benefit.

**Note: The appearance of the candidate is purely on provisional basis subject to determination of eligibility**


1. Always keep the Examination Admit Card/Roll No. Slip with you and show it the supervisory staff/inspection team on duty as and when required/demanded.
2. No candidate shall be allowed to carry inside the Examination Hall, any textual material, printed or written, bits of paper or any other material of like nature. If any candidate is found in possession of such material after commencement of examination- whether in use or not- he/she is liable to be disqualified. Cellular phones, pager and other Electronic devices are not allowed during the examination. Candidates must deposit these items in the custody of the supervisory staff well before the commencement of the Examination.
3. A candidate, who reports after 30 minutes of the commencement of the Examination, shall not be permitted to take the Examination.
4. Write your Roll No./Enrollment No. neatly and correctly on the right side of Answer Book in the box shown below the caption "To be filled by the candidate".
5. Write carefully the Name of Examination, Name of the Subject, Name of Paper/Course, Date of Examination at two places viz on the right side and on the left side of the cover page of the Answer Book at the space provided for purpose.
6. Mention the same Question No. against the answer of a question as given in the Question paper.
7. **After the declaration of result**, if the result of any candidate is captioned as PMA/LO/IR/DE/, he/she should immediately bring it to the notice of the Tabulation Section of Examination Wing within 15 days positively, failing which no claim whatsoever shall be entertained.
8. If a candidate appears in the subject/paper in which He/She is not otherwise eligible, His/Her examination to that subject/paper shall stand automatically cancelled and the candidate will have no claim whatsoever.



# University of Kashmir, Srinagar

## Admit Card

UG 5TH & 6TH Semester Backlog Examination Batch-2015.

<b>Course:</b>	<b>BCOM</b>	<b>Roll No:</b>	<b>20571346</b>
<b>Session:</b>	Bi-Ann	<b>Year:</b>	2020
<b>Name of the Candidate:</b>	SAFFI ULLAH KHAN		
<b>Son/Daughter of:</b>	MOHD IQBAL KHAN		
<b>Centre No:</b>	1		
<b>Name of the Centre:</b>	GOVT DEGREE COLLEGE, ANANTNAG (BOYS)		
<b>Subject(s) in which to be Examined:</b>	ENG05		

Please admit the candidate (Provisionally) in the center for the subjects(s) mentioned in the statement to be held on the dates as given in the Date Sheet

Sd/-  
Deputy controller of Examination

### Important Examination and Result Guidelines:

While attempting your question paper in the examination hall, you have to strictly abide by various instructions which are printed on the cover page of each Answer Book. Some of the important guidelines are reproduced here for your benefit.

**Note: The appearance of the candidate is purely on provisional basis subject to determination of eligibility**

1. Always keep the Examination Admit Card/Roll No. Slip with you and show it the supervisory staff/inspection team on duty as and when required/demanded.
2. No candidate shall be allowed to carry inside the Examination Hall, any textual material, printed or written, bits of paper or any other material of like nature. If any candidate is found in possession of such material after commencement of examination- whether in use or not- he/she is liable to be disqualified. Cellular phones, pager and other Electronic devices are not allowed during the examination. Candidates must deposit these items in the custody of the supervisory staff well before the commencement of the Examination.
3. A candidate, who reports after 30 minutes of the commencement of the Examination, shall not be permitted to take the Examination.
4. Write your Roll No./Enrollment No. neatly and correctly on the right side of Answer Book in the box shown below the caption "To be filled by the candidate".
5. Write carefully the Name of Examination, Name of the Subject, Name of Paper/Course, Date of Examination at two places viz on the right side and on the left side of the cover page of the Answer Book at the space provided for purpose.
6. Mention the same Question No. against the answer of a question as given in the Question paper.
7. **After the declaration of result**, if the result of any candidate is captioned as PMA/LO/IR/DE/, he/she should immediately bring it to the notice of the Tabulation Section of Examination Wing within 15 days positively, failing which no claim whatsoever shall be entertained.
8. If a candidate appears in the subject/paper in which He/She is not otherwise eligible, His/Her examination to that subject/paper shall stand automatically cancelled and the candidate will have no claim whatsoever.



# University of Kashmir, Srinagar

## Admit Card

UG 5TH & 6TH Semester Backlog Examination Batch-2015.

<b>Course:</b>	<b>BCOM</b>	<b>Roll No:</b>	<b>20571347</b>
<b>Session:</b>	Bi-Ann	<b>Year:</b>	2020
<b>Name of the Candidate:</b>	MUZAMIL MOHI UD DIN		
<b>Son/Daughter of:</b>	GH MOHI UD DIN DAR		
<b>Centre No:</b>	1		
<b>Name of the Centre:</b>	GOVT DEGREE COLLEGE, ANANTNAG (BOYS)		
<b>Subject(s) in which to be Examined:</b>	ENG05-BCOM503		



Please admit the candidate (Provisionally) in the center for the subjects(s) mentioned in the statement to be held on the dates as given in the Date Sheet

**Sd/-**  
**Deputy controller of Examination**

### Important Examination and Result Guidelines:

While attempting your question paper in the examination hall, you have to strictly abide by various instructions which are printed on the cover page of each Answer Book. Some of the important guidelines are reproduced here for your benefit.

**Note: The appearance of the candidate is purely on provisional basis subject to determination of eligibility**


1. Always keep the Examination Admit Card/Roll No. Slip with you and show it the supervisory staff/inspection team on duty as and when required/demanded.
2. No candidate shall be allowed to carry inside the Examination Hall, any textual material, printed or written, bits of paper or any other material of like nature. If any candidate is found in possession of such material after commencement of examination- whether in use or not- he/she is liable to be disqualified. Cellular phones, pager and other Electronic devices are not allowed during the examination. Candidates must deposit these items in the custody of the supervisory staff well before the commencement of the Examination.
3. A candidate, who reports after 30 minutes of the commencement of the Examination, shall not be permitted to take the Examination.
4. Write your Roll No./Enrollment No. neatly and correctly on the right side of Answer Book in the box shown below the caption "To be filled by the candidate".
5. Write carefully the Name of Examination, Name of the Subject, Name of Paper/Course, Date of Examination at two places viz on the right side and on the left side of the cover page of the Answer Book at the space provided for purpose.
6. Mention the same Question No. against the answer of a question as given in the Question paper.
7. **After the declaration of result**, if the result of any candidate is captioned as PMA/LO/IR/DE/, he/she should immediately bring it to the notice of the Tabulation Section of Examination Wing within 15 days positively, failing which no claim whatsoever shall be entertained.
8. If a candidate appears in the subject/paper in which He/She is not otherwise eligible, His/Her examination to that subject/paper shall stand automatically cancelled and the candidate will have no claim whatsoever.



# University of Kashmir, Srinagar

## Admit Card

UG 5TH & 6TH Semester Backlog Examination Batch-2015.

<b>Course:</b>	<b>BCOM</b>	<b>Roll No:</b>	<b>20571348</b>
<b>Session:</b>	Bi-Ann	<b>Year:</b>	2020
<b>Name of the Candidate:</b>	AMANDEEP KOUR		
<b>Son/Daughter of:</b>	DEEDAR SINGH		
<b>Centre No:</b>	1		
<b>Name of the Centre:</b>	GOVT DEGREE COLLEGE, ANANTNAG (BOYS)		
<b>Subject(s) in which to be Examined:</b>	BCOM503		

Please admit the candidate (Provisionally) in the center for the subjects(s) mentioned in the statement to be held on the dates as given in the Date Sheet

Sd/-  
Deputy controller of Examination

### Important Examination and Result Guidelines:

While attempting your question paper in the examination hall, you have to strictly abide by various instructions which are printed on the cover page of each Answer Book. Some of the important guidelines are reproduced here for your benefit.

**Note: The appearance of the candidate is purely on provisional basis subject to determination of eligibility**


1. Always keep the Examination Admit Card/Roll No. Slip with you and show it the supervisory staff/inspection team on duty as and when required/demanded.
2. No candidate shall be allowed to carry inside the Examination Hall, any textual material, printed or written, bits of paper or any other material of like nature. If any candidate is found in possession of such material after commencement of examination- whether in use or not- he/she is liable to be disqualified. Cellular phones, pager and other Electronic devices are not allowed during the examination. Candidates must deposit these items in the custody of the supervisory staff well before the commencement of the Examination.
3. A candidate, who reports after 30 minutes of the commencement of the Examination, shall not be permitted to take the Examination.
4. Write your Roll No./Enrollment No. neatly and correctly on the right side of Answer Book in the box shown below the caption "To be filled by the candidate".
5. Write carefully the Name of Examination, Name of the Subject, Name of Paper/Course, Date of Examination at two places viz on the right side and on the left side of the cover page of the Answer Book at the space provided for purpose.
6. Mention the same Question No. against the answer of a question as given in the Question paper.
7. **After the declaration of result**, if the result of any candidate is captioned as PMA/LO/IR/DE/, he/she should immediately bring it to the notice of the Tabulation Section of Examination Wing within 15 days positively, failing which no claim whatsoever shall be entertained.
8. If a candidate appears in the subject/paper in which He/She is not otherwise eligible, His/Her examination to that subject/paper shall stand automatically cancelled and the candidate will have no claim whatsoever.



# University of Kashmir, Srinagar

## Admit Card

UG 5TH & 6TH Semester Backlog Examination Batch-2015.

<b>Course:</b>	<b>BCOM</b>	<b>Roll No:</b>	<b>20571349</b>
<b>Session:</b>	Bi-Ann	<b>Year:</b>	2020
<b>Name of the Candidate:</b>	WAHEED HUSSAIN GANIE		
<b>Son/Daughter of:</b>	GULAM HASSAN GANIE		
<b>Centre No:</b>	1		
<b>Name of the Centre:</b>	GOVT DEGREE COLLEGE, ANANTNAG (BOYS)		
<b>Subject(s) in which to be Examined:</b>	ENG05-BCOM502-BCOM503-BCOM504B-BCOM602-BCOM603-BCOM604B-		

Please admit the candidate (Provisionally) in the center for the subjects(s) mentioned in the statement to be held on the dates as given in the Date Sheet

**Sd/-**  
**Deputy controller of Examination**

### Important Examination and Result Guidelines:

While attempting your question paper in the examination hall, you have to strictly abide by various instructions which are printed on the cover page of each Answer Book. Some of the important guidelines are reproduced here for your benefit.

**Note: The appearance of the candidate is purely on provisional basis subject to determination of eligibility**


1. Always keep the Examination Admit Card/Roll No. Slip with you and show it the supervisory staff/inspection team on duty as and when required/demanded.
2. No candidate shall be allowed to carry inside the Examination Hall, any textual material, printed or written, bits of paper or any other material of like nature. If any candidate is found in possession of such material after commencement of examination- whether in use or not- he/she is liable to be disqualified. Cellular phones, pager and other Electronic devices are not allowed during the examination. Candidates must deposit these items in the custody of the supervisory staff well before the commencement of the Examination.
3. A candidate, who reports after 30 minutes of the commencement of the Examination, shall not be permitted to take the Examination.
4. Write your Roll No./Enrollment No. neatly and correctly on the right side of Answer Book in the box shown below the caption "To be filled by the candidate".
5. Write carefully the Name of Examination, Name of the Subject, Name of Paper/Course, Date of Examination at two places viz on the right side and on the left side of the cover page of the Answer Book at the space provided for purpose.
6. Mention the same Question No. against the answer of a question as given in the Question paper.
7. **After the declaration of result**, if the result of any candidate is captioned as PMA/LO/IR/DE/, he/she should immediately bring it to the notice of the Tabulation Section of Examination Wing within 15 days positively, failing which no claim whatsoever shall be entertained.
8. If a candidate appears in the subject/paper in which He/She is not otherwise eligible, His/Her examination to that subject/paper shall stand automatically cancelled and the candidate will have no claim whatsoever.



# University of Kashmir, Srinagar

## Admit Card

UG 5TH & 6TH Semester Backlog Examination Batch-2015.

<b>Course:</b>	<b>BCOM</b>	<b>Roll No:</b>	<b>20571350</b>
<b>Session:</b>	Bi-Ann	<b>Year:</b>	2020
<b>Name of the Candidate:</b>	IRFAN AMIN GUROO		
<b>Son/Daughter of:</b>	MH AMIN GUROO		
<b>Centre No:</b>	1		
<b>Name of the Centre:</b>	GOVT DEGREE COLLEGE, ANANTNAG (BOYS)		
<b>Subject(s) in which to be Examined:</b>	BCOM502		

Please admit the candidate (Provisionally) in the center for the subjects(s) mentioned in the statement to be held on the dates as given in the Date Sheet

**Sd/-**  
**Deputy controller of Examination**

### Important Examination and Result Guidelines:

While attempting your question paper in the examination hall, you have to strictly abide by various instructions which are printed on the cover page of each Answer Book. Some of the important guidelines are reproduced here for your benefit.

**Note: The appearance of the candidate is purely on provisional basis subject to determination of eligibility**

1. Always keep the Examination Admit Card/Roll No. Slip with you and show it the supervisory staff/inspection team on duty as and when required/demanded.
2. No candidate shall be allowed to carry inside the Examination Hall, any textual material, printed or written, bits of paper or any other material of like nature. If any candidate is found in possession of such material after commencement of examination- whether in use or not- he/she is liable to be disqualified. Cellular phones, pager and other Electronic devices are not allowed during the examination. Candidates must deposit these items in the custody of the supervisory staff well before the commencement of the Examination.
3. A candidate, who reports after 30 minutes of the commencement of the Examination, shall not be permitted to take the Examination.
4. Write your Roll No./Enrollment No. neatly and correctly on the right side of Answer Book in the box shown below the caption "To be filled by the candidate".
5. Write carefully the Name of Examination, Name of the Subject, Name of Paper/Course, Date of Examination at two places viz on the right side and on the left side of the cover page of the Answer Book at the space provided for purpose.
6. Mention the same Question No. against the answer of a question as given in the Question paper.
7. **After the declaration of result**, if the result of any candidate is captioned as PMA/LO/IR/DE/, he/she should immediately bring it to the notice of the Tabulation Section of Examination Wing within 15 days positively, failing which no claim whatsoever shall be entertained.
8. If a candidate appears in the subject/paper in which He/She is not otherwise eligible, His/Her examination to that subject/paper shall stand automatically cancelled and the candidate will have no claim whatsoever.






# University of Kashmir, Srinagar

## Admit Card

UG 5TH & 6TH Semester Backlog Examination Batch-2015.

<b>Course:</b>	<b>BCOM</b>	<b>Roll No:</b>	<b>20571351</b>
<b>Session:</b>	Bi-Ann	<b>Year:</b>	2020
<b>Name of the Candidate:</b>	GULZAR AHMED BHAT		
<b>Son/Daughter of:</b>	BASHIR AHMED BHAT		
<b>Centre No:</b>	1		
<b>Name of the Centre:</b>	GOVT DEGREE COLLEGE, ANANTNAG (BOYS)		
<b>Subject(s) in which to be Examined:</b>	ENG06-BCOM604C		

Please admit the candidate (Provisionally) in the center for the subjects(s) mentioned in the statement to be held on the dates as given in the Date Sheet

**Sd/-**  
**Deputy controller of Examination**

### Important Examination and Result Guidelines:

While attempting your question paper in the examination hall, you have to strictly abide by various instructions which are printed on the cover page of each Answer Book. Some of the important guidelines are reproduced here for your benefit.

**Note: The appearance of the candidate is purely on provisional basis subject to determination of eligibility**

1. Always keep the Examination Admit Card/Roll No. Slip with you and show it the supervisory staff/inspection team on duty as and when required/demanded.
2. No candidate shall be allowed to carry inside the Examination Hall, any textual material, printed or written, bits of paper or any other material of like nature. If any candidate is found in possession of such material after commencement of examination- whether in use or not- he/she is liable to be disqualified. Cellular phones, pager and other Electronic devices are not allowed during the examination. Candidates must deposit these items in the custody of the supervisory staff well before the commencement of the Examination.
3. A candidate, who reports after 30 minutes of the commencement of the Examination, shall not be permitted to take the Examination.
4. Write your Roll No./Enrollment No. neatly and correctly on the right side of Answer Book in the box shown below the caption "To be filled by the candidate".
5. Write carefully the Name of Examination, Name of the Subject, Name of Paper/Course, Date of Examination at two places viz on the right side and on the left side of the cover page of the Answer Book at the space provided for purpose.
6. Mention the same Question No. against the answer of a question as given in the Question paper.
7. **After the declaration of result**, if the result of any candidate is captioned as PMA/LO/IR/DE/, he/she should immediately bring it to the notice of the Tabulation Section of Examination Wing within 15 days positively, failing which no claim whatsoever shall be entertained.
8. If a candidate appears in the subject/paper in which He/She is not otherwise eligible, His/Her examination to that subject/paper shall stand automatically cancelled and the candidate will have no claim whatsoever.



# University of Kashmir, Srinagar

## Admit Card

UG 5TH & 6TH Semester Backlog Examination Batch-2015.

<b>Course:</b>	<b>BCOM</b>	<b>Roll No:</b>	<b>20571352</b>
<b>Session:</b>	Bi-Ann	<b>Year:</b>	2020
<b>Name of the Candidate:</b>	MUZZAMIL MAJEED		
<b>Son/Daughter of:</b>	ABDUL MAJEED BHAT		
<b>Centre No:</b>	1		
<b>Name of the Centre:</b>	GOVT DEGREE COLLEGE, ANANTNAG (BOYS)		
<b>Subject(s) in which to be Examined:</b>	BCOM603		



Please admit the candidate (Provisionally) in the center for the subjects(s) mentioned in the statement to be held on the dates as given in the Date Sheet

**Sd/-**  
**Deputy controller of Examination**

### Important Examination and Result Guidelines:

While attempting your question paper in the examination hall, you have to strictly abide by various instructions which are printed on the cover page of each Answer Book. Some of the important guidelines are reproduced here for your benefit.

**Note: The appearance of the candidate is purely on provisional basis subject to determination of eligibility**

1. Always keep the Examination Admit Card/Roll No. Slip with you and show it the supervisory staff/inspection team on duty as and when required/demanded.
2. No candidate shall be allowed to carry inside the Examination Hall, any textual material, printed or written, bits of paper or any other material of like nature. If any candidate is found in possession of such material after commencement of examination- whether in use or not- he/she is liable to be disqualified. Cellular phones, pager and other Electronic devices are not allowed during the examination. Candidates must deposit these items in the custody of the supervisory staff well before the commencement of the Examination.
3. A candidate, who reports after 30 minutes of the commencement of the Examination, shall not be permitted to take the Examination.
4. Write your Roll No./Enrollment No. neatly and correctly on the right side of Answer Book in the box shown below the caption "To be filled by the candidate".
5. Write carefully the Name of Examination, Name of the Subject, Name of Paper/Course, Date of Examination at two places viz on the right side and on the left side of the cover page of the Answer Book at the space provided for purpose.
6. Mention the same Question No. against the answer of a question as given in the Question paper.
7. **After the declaration of result**, if the result of any candidate is captioned as PMA/LO/IR/DE/, he/she should immediately bring it to the notice of the Tabulation Section of Examination Wing within 15 days positively, failing which no claim whatsoever shall be entertained.
8. If a candidate appears in the subject/paper in which He/She is not otherwise eligible, His/Her examination to that subject/paper shall stand automatically cancelled and the candidate will have no claim whatsoever.



# University of Kashmir, Srinagar

## Admit Card

UG 5TH & 6TH Semester Backlog Examination Batch-2015.

<b>Course:</b>	<b>BCOM</b>	<b>Roll No:</b>	<b>20571353</b>
<b>Session:</b>	Bi-Ann	<b>Year:</b>	2020
<b>Name of the Candidate:</b>	NASEER AHMAD MALIK		
<b>Son/Daughter of:</b>	AB MAJEED MALIK		
<b>Centre No:</b>	1		
<b>Name of the Centre:</b>	GOVT DEGREE COLLEGE, ANANTNAG (BOYS)		
<b>Subject(s) in which to be Examined:</b>	BCOM604C		



Please admit the candidate (Provisionally) in the center for the subjects(s) mentioned in the statement to be held on the dates as given in the Date Sheet

**Sd/-**  
**Deputy controller of Examination**

### Important Examination and Result Guidelines:

While attempting your question paper in the examination hall, you have to strictly abide by various instructions which are printed on the cover page of each Answer Book. Some of the important guidelines are reproduced here for your benefit.

**Note: The appearance of the candidate is purely on provisional basis subject to determination of eligibility**


1. Always keep the Examination Admit Card/Roll No. Slip with you and show it the supervisory staff/inspection team on duty as and when required/demanded.
2. No candidate shall be allowed to carry inside the Examination Hall, any textual material, printed or written, bits of paper or any other material of like nature. If any candidate is found in possession of such material after commencement of examination- whether in use or not- he/she is liable to be disqualified. Cellular phones, pager and other Electronic devices are not allowed during the examination. Candidates must deposit these items in the custody of the supervisory staff well before the commencement of the Examination.
3. A candidate, who reports after 30 minutes of the commencement of the Examination, shall not be permitted to take the Examination.
4. Write your Roll No./Enrollment No. neatly and correctly on the right side of Answer Book in the box shown below the caption "To be filled by the candidate".
5. Write carefully the Name of Examination, Name of the Subject, Name of Paper/Course, Date of Examination at two places viz on the right side and on the left side of the cover page of the Answer Book at the space provided for purpose.
6. Mention the same Question No. against the answer of a question as given in the Question paper.
7. **After the declaration of result**, if the result of any candidate is captioned as PMA/LO/IR/DE/, he/she should immediately bring it to the notice of the Tabulation Section of Examination Wing within 15 days positively, failing which no claim whatsoever shall be entertained.
8. If a candidate appears in the subject/paper in which He/She is not otherwise eligible, His/Her examination to that subject/paper shall stand automatically cancelled and the candidate will have no claim whatsoever.



# University of Kashmir, Srinagar

## Admit Card

UG 5TH & 6TH Semester Backlog Examination Batch-2015.

<b>Course:</b>	<b>BCOM</b>	<b>Roll No:</b>	<b>20571354</b>
<b>Session:</b>	Bi-Ann	<b>Year:</b>	2020
<b>Name of the Candidate:</b>	UMAR NAZIR		
<b>Son/Daughter of:</b>	LATE NAZIR AHMAD SHAH		
<b>Centre No:</b>	1		
<b>Name of the Centre:</b>	GOVT DEGREE COLLEGE, ANANTNAG (BOYS)		
<b>Subject(s) in which to be Examined:</b>	BCOM603		

Please admit the candidate (Provisionally) in the center for the subjects(s) mentioned in the statement to be held on the dates as given in the Date Sheet

**Sd/-**  
**Deputy controller of Examination**

### Important Examination and Result Guidelines:

While attempting your question paper in the examination hall, you have to strictly abide by various instructions which are printed on the cover page of each Answer Book. Some of the important guidelines are reproduced here for your benefit.

**Note: The appearance of the candidate is purely on provisional basis subject to determination of eligibility**


1. Always keep the Examination Admit Card/Roll No. Slip with you and show it the supervisory staff/inspection team on duty as and when required/demanded.
2. No candidate shall be allowed to carry inside the Examination Hall, any textual material, printed or written, bits of paper or any other material of like nature. If any candidate is found in possession of such material after commencement of examination- whether in use or not- he/she is liable to be disqualified. Cellular phones, pager and other Electronic devices are not allowed during the examination. Candidates must deposit these items in the custody of the supervisory staff well before the commencement of the Examination.
3. A candidate, who reports after 30 minutes of the commencement of the Examination, shall not be permitted to take the Examination.
4. Write your Roll No./Enrollment No. neatly and correctly on the right side of Answer Book in the box shown below the caption "To be filled by the candidate".
5. Write carefully the Name of Examination, Name of the Subject, Name of Paper/Course, Date of Examination at two places viz on the right side and on the left side of the cover page of the Answer Book at the space provided for purpose.
6. Mention the same Question No. against the answer of a question as given in the Question paper.
7. **After the declaration of result**, if the result of any candidate is captioned as PMA/LO/IR/DE/, he/she should immediately bring it to the notice of the Tabulation Section of Examination Wing within 15 days positively, failing which no claim whatsoever shall be entertained.
8. If a candidate appears in the subject/paper in which He/She is not otherwise eligible, His/Her examination to that subject/paper shall stand automatically cancelled and the candidate will have no claim whatsoever.



# University of Kashmir, Srinagar

## Admit Card

UG 5TH & 6TH Semester Backlog Examination Batch-2015.

<b>Course:</b>	<b>BCOM</b>	<b>Roll No:</b>	<b>20571355</b>
<b>Session:</b>	Bi-Ann	<b>Year:</b>	2020
<b>Name of the Candidate:</b>	SUHEEL AHMAD DAR		
<b>Son/Daughter of:</b>	AB AHAD DAR		
<b>Centre No:</b>	1		
<b>Name of the Centre:</b>	GOVT DEGREE COLLEGE, ANANTNAG (BOYS)		
<b>Subject(s) in which to be Examined:</b>	BCOM603		

Please admit the candidate (Provisionally) in the center for the subjects(s) mentioned in the statement to be held on the dates as given in the Date Sheet

**Sd/-**  
**Deputy controller of Examination**

### Important Examination and Result Guidelines:

While attempting your question paper in the examination hall, you have to strictly abide by various instructions which are printed on the cover page of each Answer Book. Some of the important guidelines are reproduced here for your benefit.

**Note: The appearance of the candidate is purely on provisional basis subject to determination of eligibility**

1. Always keep the Examination Admit Card/Roll No. Slip with you and show it the supervisory staff/inspection team on duty as and when required/demanded.
2. No candidate shall be allowed to carry inside the Examination Hall, any textual material, printed or written, bits of paper or any other material of like nature. If any candidate is found in possession of such material after commencement of examination- whether in use or not- he/she is liable to be disqualified. Cellular phones, pager and other Electronic devices are not allowed during the examination. Candidates must deposit these items in the custody of the supervisory staff well before the commencement of the Examination.
3. A candidate, who reports after 30 minutes of the commencement of the Examination, shall not be permitted to take the Examination.
4. Write your Roll No./Enrollment No. neatly and correctly on the right side of Answer Book in the box shown below the caption "To be filled by the candidate".
5. Write carefully the Name of Examination, Name of the Subject, Name of Paper/Course, Date of Examination at two places viz on the right side and on the left side of the cover page of the Answer Book at the space provided for purpose.
6. Mention the same Question No. against the answer of a question as given in the Question paper.
7. **After the declaration of result**, if the result of any candidate is captioned as PMA/LO/IR/DE/, he/she should immediately bring it to the notice of the Tabulation Section of Examination Wing within 15 days positively, failing which no claim whatsoever shall be entertained.
8. If a candidate appears in the subject/paper in which He/She is not otherwise eligible, His/Her examination to that subject/paper shall stand automatically cancelled and the candidate will have no claim whatsoever.



# University of Kashmir, Srinagar

## Admit Card

UG 5TH & 6TH Semester Backlog Examination Batch-2015.

<b>Course:</b>	<b>BCOM</b>	<b>Roll No:</b>	<b>20571356</b>
<b>Session:</b>	Bi-Ann	<b>Year:</b>	2020
<b>Name of the Candidate:</b>	MEHVISH BASHIR		
<b>Son/Daughter of:</b>	BASHIR AHMAD KHANDAY		
<b>Centre No:</b>	1		
<b>Name of the Centre:</b>	GOVT DEGREE COLLEGE, ANANTNAG (BOYS)		
<b>Subject(s) in which to be Examined:</b>	BCOM604C		



Please admit the candidate (Provisionally) in the center for the subjects(s) mentioned in the statement to be held on the dates as given in the Date Sheet

**Sd/-**  
**Deputy controller of Examination**

### Important Examination and Result Guidelines:

While attempting your question paper in the examination hall, you have to strictly abide by various instructions which are printed on the cover page of each Answer Book. Some of the important guidelines are reproduced here for your benefit.

**Note: The appearance of the candidate is purely on provisional basis subject to determination of eligibility**

1. Always keep the Examination Admit Card/Roll No. Slip with you and show it the supervisory staff/inspection team on duty as and when required/demanded.
2. No candidate shall be allowed to carry inside the Examination Hall, any textual material, printed or written, bits of paper or any other material of like nature. If any candidate is found in possession of such material after commencement of examination- whether in use or not- he/she is liable to be disqualified. Cellular phones, pager and other Electronic devices are not allowed during the examination. Candidates must deposit these items in the custody of the supervisory staff well before the commencement of the Examination.
3. A candidate, who reports after 30 minutes of the commencement of the Examination, shall not be permitted to take the Examination.
4. Write your Roll No./Enrollment No. neatly and correctly on the right side of Answer Book in the box shown below the caption "To be filled by the candidate".
5. Write carefully the Name of Examination, Name of the Subject, Name of Paper/Course, Date of Examination at two places viz on the right side and on the left side of the cover page of the Answer Book at the space provided for purpose.
6. Mention the same Question No. against the answer of a question as given in the Question paper.
7. **After the declaration of result**, if the result of any candidate is captioned as PMA/LO/IR/DE/, he/she should immediately bring it to the notice of the Tabulation Section of Examination Wing within 15 days positively, failing which no claim whatsoever shall be entertained.
8. If a candidate appears in the subject/paper in which He/She is not otherwise eligible, His/Her examination to that subject/paper shall stand automatically cancelled and the candidate will have no claim whatsoever.



# University of Kashmir, Srinagar

## Admit Card

UG 5TH & 6TH Semester Backlog Examination Batch-2015.

<b>Course:</b>	<b>BCOM</b>	<b>Roll No:</b>	<b>20571357</b>
<b>Session:</b>	Bi-Ann	<b>Year:</b>	2020
<b>Name of the Candidate:</b>	FAISAL FAYAZ		
<b>Son/Daughter of:</b>	FAYAZ AHMAD BHAT		
<b>Centre No:</b>	1		
<b>Name of the Centre:</b>	GOVT DEGREE COLLEGE, ANANTNAG (BOYS)		
<b>Subject(s) in which to be Examined:</b>	BCOM603		



Please admit the candidate (Provisionally) in the center for the subjects(s) mentioned in the statement to be held on the dates as given in the Date Sheet

**Sd/-**  
**Deputy controller of Examination**

### Important Examination and Result Guidelines:

While attempting your question paper in the examination hall, you have to strictly abide by various instructions which are printed on the cover page of each Answer Book. Some of the important guidelines are reproduced here for your benefit.

**Note: The appearance of the candidate is purely on provisional basis subject to determination of eligibility**


1. Always keep the Examination Admit Card/Roll No. Slip with you and show it the supervisory staff/inspection team on duty as and when required/demanded.
2. No candidate shall be allowed to carry inside the Examination Hall, any textual material, printed or written, bits of paper or any other material of like nature. If any candidate is found in possession of such material after commencement of examination- whether in use or not- he/she is liable to be disqualified. Cellular phones, pager and other Electronic devices are not allowed during the examination. Candidates must deposit these items in the custody of the supervisory staff well before the commencement of the Examination.
3. A candidate, who reports after 30 minutes of the commencement of the Examination, shall not be permitted to take the Examination.
4. Write your Roll No./Enrollment No. neatly and correctly on the right side of Answer Book in the box shown below the caption "To be filled by the candidate".
5. Write carefully the Name of Examination, Name of the Subject, Name of Paper/Course, Date of Examination at two places viz on the right side and on the left side of the cover page of the Answer Book at the space provided for purpose.
6. Mention the same Question No. against the answer of a question as given in the Question paper.
7. **After the declaration of result**, if the result of any candidate is captioned as PMA/LO/IR/DE/, he/she should immediately bring it to the notice of the Tabulation Section of Examination Wing within 15 days positively, failing which no claim whatsoever shall be entertained.
8. If a candidate appears in the subject/paper in which He/She is not otherwise eligible, His/Her examination to that subject/paper shall stand automatically cancelled and the candidate will have no claim whatsoever.



# University of Kashmir, Srinagar

## Admit Card

UG 5TH & 6TH Semester Backlog Examination Batch-2015.

<b>Course:</b>	<b>BCOM</b>	<b>Roll No:</b>	<b>20571358</b>
<b>Session:</b>	Bi-Ann	<b>Year:</b>	2020
<b>Name of the Candidate:</b>	KHURSHEED AHMAD KUMAR		
<b>Son/Daughter of:</b>	MOHAMMAD MAQBOOL KUMAR		
<b>Centre No:</b>	1		
<b>Name of the Centre:</b>	GOVT DEGREE COLLEGE, ANANTNAG (BOYS)		
<b>Subject(s) in which to be Examined:</b>	BCOM603-		

Please admit the candidate (Provisionally) in the center for the subjects(s) mentioned in the statement to be held on the dates as given in the Date Sheet

Sd/-  
Deputy controller of Examination

### Important Examination and Result Guidelines:

While attempting your question paper in the examination hall, you have to strictly abide by various instructions which are printed on the cover page of each Answer Book. Some of the important guidelines are reproduced here for your benefit.

**Note: The appearance of the candidate is purely on provisional basis subject to determination of eligibility**

1. Always keep the Examination Admit Card/Roll No. Slip with you and show it the supervisory staff/inspection team on duty as and when required/demanded.
2. No candidate shall be allowed to carry inside the Examination Hall, any textual material, printed or written, bits of paper or any other material of like nature. If any candidate is found in possession of such material after commencement of examination- whether in use or not- he/she is liable to be disqualified. Cellular phones, pager and other Electronic devices are not allowed during the examination. Candidates must deposit these items in the custody of the supervisory staff well before the commencement of the Examination.
3. A candidate, who reports after 30 minutes of the commencement of the Examination, shall not be permitted to take the Examination.
4. Write your Roll No./Enrollment No. neatly and correctly on the right side of Answer Book in the box shown below the caption "To be filled by the candidate".
5. Write carefully the Name of Examination, Name of the Subject, Name of Paper/Course, Date of Examination at two places viz on the right side and on the left side of the cover page of the Answer Book at the space provided for purpose.
6. Mention the same Question No. against the answer of a question as given in the Question paper.
7. **After the declaration of result**, if the result of any candidate is captioned as PMA/LO/IR/DE/, he/she should immediately bring it to the notice of the Tabulation Section of Examination Wing within 15 days positively, failing which no claim whatsoever shall be entertained.
8. If a candidate appears in the subject/paper in which He/She is not otherwise eligible, His/Her examination to that subject/paper shall stand automatically cancelled and the candidate will have no claim whatsoever.






# University of Kashmir, Srinagar

## Admit Card

UG 5TH & 6TH Semester Backlog Examination Batch-2015.

<b>Course:</b>	<b>BCOM</b>	<b>Roll No:</b>	<b>20571359</b>
<b>Session:</b>	Bi-Ann	<b>Year:</b>	2020
<b>Name of the Candidate:</b>	NARINDER KOUR		
<b>Son/Daughter of:</b>	SARDAR MANJEET SINGH		
<b>Centre No:</b>	1		
<b>Name of the Centre:</b>	GOVT DEGREE COLLEGE, ANANTNAG (BOYS)		
<b>Subject(s) in which to be Examined:</b>	BCOM502		

Please admit the candidate (Provisionally) in the center for the subjects(s) mentioned in the statement to be held on the dates as given in the Date Sheet

**Sd/-**  
**Deputy controller of Examination**

### Important Examination and Result Guidelines:

While attempting your question paper in the examination hall, you have to strictly abide by various instructions which are printed on the cover page of each Answer Book. Some of the important guidelines are reproduced here for your benefit.

**Note: The appearance of the candidate is purely on provisional basis subject to determination of eligibility**

1. Always keep the Examination Admit Card/Roll No. Slip with you and show it the supervisory staff/inspection team on duty as and when required/demanded.
2. No candidate shall be allowed to carry inside the Examination Hall, any textual material, printed or written, bits of paper or any other material of like nature. If any candidate is found in possession of such material after commencement of examination- whether in use or not- he/she is liable to be disqualified. Cellular phones, pager and other Electronic devices are not allowed during the examination. Candidates must deposit these items in the custody of the supervisory staff well before the commencement of the Examination.
3. A candidate, who reports after 30 minutes of the commencement of the Examination, shall not be permitted to take the Examination.
4. Write your Roll No./Enrollment No. neatly and correctly on the right side of Answer Book in the box shown below the caption "To be filled by the candidate".
5. Write carefully the Name of Examination, Name of the Subject, Name of Paper/Course, Date of Examination at two places viz on the right side and on the left side of the cover page of the Answer Book at the space provided for purpose.
6. Mention the same Question No. against the answer of a question as given in the Question paper.
7. **After the declaration of result**, if the result of any candidate is captioned as PMA/LO/IR/DE/, he/she should immediately bring it to the notice of the Tabulation Section of Examination Wing within 15 days positively, failing which no claim whatsoever shall be entertained.
8. If a candidate appears in the subject/paper in which He/She is not otherwise eligible, His/Her examination to that subject/paper shall stand automatically cancelled and the candidate will have no claim whatsoever.



# University of Kashmir, Srinagar

## Admit Card

UG 5TH & 6TH Semester Backlog Examination Batch-2015.

<b>Course:</b>	<b>BSCN</b>	<b>Roll No:</b>	<b>20573782</b>
<b>Session:</b>	<b>Bi-Ann</b>	<b>Year:</b>	<b>2020</b>
<b>Name of the Candidate:</b>	VISHAL RAINA		
<b>Son/Daughter of:</b>	AVTAR KRISHAN RAINA		
<b>Centre No:</b>	1		
<b>Name of the Centre:</b>	GOVT DEGREE COLLEGE, ANANTNAG (BOYS)		
<b>Subject(s) in which to be Examined:</b>	CH05-ENG06-MA06-PHY06-CH06		



Please admit the candidate (Provisionally) in the center for the subjects(s) mentioned in the statement to be held on the dates as given in the Date Sheet

**Sd/-**  
**Deputy controller of Examination**

### Important Examination and Result Guidelines:

While attempting your question paper in the examination hall, you have to strictly abide by various instructions which are printed on the cover page of each Answer Book. Some of the important guidelines are reproduced here for your benefit.

**Note: The appearance of the candidate is purely on provisional basis subject to determination of eligibility**

1. Always keep the Examination Admit Card/Roll No. Slip with you and show it the supervisory staff/inspection team on duty as and when required/demanded.
2. No candidate shall be allowed to carry inside the Examination Hall, any textual material, printed or written, bits of paper or any other material of like nature. If any candidate is found in possession of such material after commencement of examination- whether in use or not- he/she is liable to be disqualified. Cellular phones, pager and other Electronic devices are not allowed during the examination. Candidates must deposit these items in the custody of the supervisory staff well before the commencement of the Examination.
3. A candidate, who reports after 30 minutes of the commencement of the Examination, shall not be permitted to take the Examination.
4. Write your Roll No./Enrollment No. neatly and correctly on the right side of Answer Book in the box shown below the caption "To be filled by the candidate".
5. Write carefully the Name of Examination, Name of the Subject, Name of Paper/Course, Date of Examination at two places viz on the right side and on the left side of the cover page of the Answer Book at the space provided for purpose.
6. Mention the same Question No. against the answer of a question as given in the Question paper.
7. **After the declaration of result**, if the result of any candidate is captioned as PMA/LO/IR/DE/, he/she should immediately bring it to the notice of the Tabulation Section of Examination Wing within 15 days positively, failing which no claim whatsoever shall be entertained.
8. If a candidate appears in the subject/paper in which He/She is not otherwise eligible, His/Her examination to that subject/paper shall stand automatically cancelled and the candidate will have no claim whatsoever.



# University of Kashmir, Srinagar

## Admit Card

UG 5TH & 6TH Semester Backlog Examination Batch-2015.

<b>Course:</b>	<b>BSCN</b>	<b>Roll No:</b>	<b>20573783</b>
<b>Session:</b>	<b>Bi-Ann</b>	<b>Year:</b>	<b>2020</b>
<b>Name of the Candidate:</b>	ABDUL RAFIE WANI		
<b>Son/Daughter of:</b>	MOHMMAD AMIN WANI		
<b>Centre No:</b>	1		
<b>Name of the Centre:</b>	GOVT DEGREE COLLEGE, ANANTNAG (BOYS)		
<b>Subject(s) in which to be Examined:</b>	CA05		



Please admit the candidate (Provisionally) in the center for the subjects(s) mentioned in the statement to be held on the dates as given in the Date Sheet

**Sd/-**  
**Deputy controller of Examination**

### Important Examination and Result Guidelines:

While attempting your question paper in the examination hall, you have to strictly abide by various instructions which are printed on the cover page of each Answer Book. Some of the important guidelines are reproduced here for your benefit.

**Note: The appearance of the candidate is purely on provisional basis subject to determination of eligibility**

1. Always keep the Examination Admit Card/Roll No. Slip with you and show it the supervisory staff/inspection team on duty as and when required/demanded.
2. No candidate shall be allowed to carry inside the Examination Hall, any textual material, printed or written, bits of paper or any other material of like nature. If any candidate is found in possession of such material after commencement of examination- whether in use or not- he/she is liable to be disqualified. Cellular phones, pager and other Electronic devices are not allowed during the examination. Candidates must deposit these items in the custody of the supervisory staff well before the commencement of the Examination.
3. A candidate, who reports after 30 minutes of the commencement of the Examination, shall not be permitted to take the Examination.
4. Write your Roll No./Enrollment No. neatly and correctly on the right side of Answer Book in the box shown below the caption "To be filled by the candidate".
5. Write carefully the Name of Examination, Name of the Subject, Name of Paper/Course, Date of Examination at two places viz on the right side and on the left side of the cover page of the Answer Book at the space provided for purpose.
6. Mention the same Question No. against the answer of a question as given in the Question paper.
7. **After the declaration of result**, if the result of any candidate is captioned as PMA/LO/IR/DE/, he/she should immediately bring it to the notice of the Tabulation Section of Examination Wing within 15 days positively, failing which no claim whatsoever shall be entertained.
8. If a candidate appears in the subject/paper in which He/She is not otherwise eligible, His/Her examination to that subject/paper shall stand automatically cancelled and the candidate will have no claim whatsoever.



# University of Kashmir, Srinagar

## Admit Card

UG 5TH & 6TH Semester Backlog Examination Batch-2015.

<b>Course:</b>	<b>BSCN</b>	<b>Roll No:</b>	<b>20573784</b>
<b>Session:</b>	<b>Bi-Ann</b>	<b>Year:</b>	<b>2020</b>
<b>Name of the Candidate:</b>	JUNAID AHMAD GANIE		
<b>Son/Daughter of:</b>	MOHD AKBAR GANIE		
<b>Centre No:</b>	1		
<b>Name of the Centre:</b>	GOVT DEGREE COLLEGE, ANANTNAG (BOYS)		
<b>Subject(s) in which to be Examined:</b>	MA05-MA06		



25-06-2015

Please admit the candidate (Provisionally) in the center for the subjects(s) mentioned in the statement to be held on the dates as given in the Date Sheet

Sd/-  
Deputy controller of Examination

### Important Examination and Result Guidelines:

While attempting your question paper in the examination hall, you have to strictly abide by various instructions which are printed on the cover page of each Answer Book. Some of the important guidelines are reproduced here for your benefit.

**Note: The appearance of the candidate is purely on provisional basis subject to determination of eligibility**

1. Always keep the Examination Admit Card/Roll No. Slip with you and show it the supervisory staff/inspection team on duty as and when required/demanded.
2. No candidate shall be allowed to carry inside the Examination Hall, any textual material, printed or written, bits of paper or any other material of like nature. If any candidate is found in possession of such material after commencement of examination- whether in use or not- he/she is liable to be disqualified. Cellular phones, pager and other Electronic devices are not allowed during the examination. Candidates must deposit these items in the custody of the supervisory staff well before the commencement of the Examination.
3. A candidate, who reports after 30 minutes of the commencement of the Examination, shall not be permitted to take the Examination.
4. Write your Roll No./Enrollment No. neatly and correctly on the right side of Answer Book in the box shown below the caption "To be filled by the candidate".
5. Write carefully the Name of Examination, Name of the Subject, Name of Paper/Course, Date of Examination at two places viz on the right side and on the left side of the cover page of the Answer Book at the space provided for purpose.
6. Mention the same Question No. against the answer of a question as given in the Question paper.
7. **After the declaration of result**, if the result of any candidate is captioned as PMA/LO/IR/DE/, he/she should immediately bring it to the notice of the Tabulation Section of Examination Wing within 15 days positively, failing which no claim whatsoever shall be entertained.
8. If a candidate appears in the subject/paper in which He/She is not otherwise eligible, His/Her examination to that subject/paper shall stand automatically cancelled and the candidate will have no claim whatsoever.



# University of Kashmir, Srinagar

## Admit Card

UG 5TH & 6TH Semester Backlog Examination Batch-2015.

<b>Course:</b>	<b>BSCN</b>	<b>Roll No:</b>	<b>20573785</b>
<b>Session:</b>	<b>Bi-Ann</b>	<b>Year:</b>	<b>2020</b>
<b>Name of the Candidate:</b>	ANNAYAT GULZAR		
<b>Son/Daughter of:</b>	GULZAR AHMAD BHAT		
<b>Centre No:</b>	1		
<b>Name of the Centre:</b>	GOVT DEGREE COLLEGE, ANANTNAG (BOYS)		
<b>Subject(s) in which to be Examined:</b>	PHY05-MA06-PHY06		



Please admit the candidate (Provisionally) in the center for the subjects(s) mentioned in the statement to be held on the dates as given in the Date Sheet

**Sd/-**  
**Deputy controller of Examination**

### Important Examination and Result Guidelines:

While attempting your question paper in the examination hall, you have to strictly abide by various instructions which are printed on the cover page of each Answer Book. Some of the important guidelines are reproduced here for your benefit.

**Note: The appearance of the candidate is purely on provisional basis subject to determination of eligibility**


1. Always keep the Examination Admit Card/Roll No. Slip with you and show it the supervisory staff/inspection team on duty as and when required/demanded.
2. No candidate shall be allowed to carry inside the Examination Hall, any textual material, printed or written, bits of paper or any other material of like nature. If any candidate is found in possession of such material after commencement of examination- whether in use or not- he/she is liable to be disqualified. Cellular phones, pager and other Electronic devices are not allowed during the examination. Candidates must deposit these items in the custody of the supervisory staff well before the commencement of the Examination.
3. A candidate, who reports after 30 minutes of the commencement of the Examination, shall not be permitted to take the Examination.
4. Write your Roll No./Enrollment No. neatly and correctly on the right side of Answer Book in the box shown below the caption "To be filled by the candidate".
5. Write carefully the Name of Examination, Name of the Subject, Name of Paper/Course, Date of Examination at two places viz on the right side and on the left side of the cover page of the Answer Book at the space provided for purpose.
6. Mention the same Question No. against the answer of a question as given in the Question paper.
7. **After the declaration of result**, if the result of any candidate is captioned as PMA/LO/IR/DE/, he/she should immediately bring it to the notice of the Tabulation Section of Examination Wing within 15 days positively, failing which no claim whatsoever shall be entertained.
8. If a candidate appears in the subject/paper in which He/She is not otherwise eligible, His/Her examination to that subject/paper shall stand automatically cancelled and the candidate will have no claim whatsoever.



# University of Kashmir, Srinagar

## Admit Card

UG 5TH & 6TH Semester Backlog Examination Batch-2015.

<b>Course:</b>	<b>BSCN</b>	<b>Roll No:</b>	<b>20573786</b>
<b>Session:</b>	<b>Bi-Ann</b>	<b>Year:</b>	<b>2020</b>
<b>Name of the Candidate:</b>	MIR DANISH NAZIR		
<b>Son/Daughter of:</b>	NAZIR AHMAD MIR		
<b>Centre No:</b>	<b>1</b>		
<b>Name of the Centre:</b>	GOVT DEGREE COLLEGE, ANANTNAG (BOYS)		
<b>Subject(s) in which to be Examined:</b>	PHY05-PHY06		

Please admit the candidate (Provisionally) in the center for the subjects(s) mentioned in the statement to be held on the dates as given in the Date Sheet

**Sd/-**  
**Deputy controller of Examination**

### Important Examination and Result Guidelines:

While attempting your question paper in the examination hall, you have to strictly abide by various instructions which are printed on the cover page of each Answer Book. Some of the important guidelines are reproduced here for your benefit.

**Note: The appearance of the candidate is purely on provisional basis subject to determination of eligibility**

1. Always keep the Examination Admit Card/Roll No. Slip with you and show it the supervisory staff/inspection team on duty as and when required/demanded.
2. No candidate shall be allowed to carry inside the Examination Hall, any textual material, printed or written, bits of paper or any other material of like nature. If any candidate is found in possession of such material after commencement of examination- whether in use or not- he/she is liable to be disqualified. Cellular phones, pager and other Electronic devices are not allowed during the examination. Candidates must deposit these items in the custody of the supervisory staff well before the commencement of the Examination.
3. A candidate, who reports after 30 minutes of the commencement of the Examination, shall not be permitted to take the Examination.
4. Write your Roll No./Enrollment No. neatly and correctly on the right side of Answer Book in the box shown below the caption "To be filled by the candidate".
5. Write carefully the Name of Examination, Name of the Subject, Name of Paper/Course, Date of Examination at two places viz on the right side and on the left side of the cover page of the Answer Book at the space provided for purpose.
6. Mention the same Question No. against the answer of a question as given in the Question paper.
7. **After the declaration of result**, if the result of any candidate is captioned as PMA/LO/IR/DE/, he/she should immediately bring it to the notice of the Tabulation Section of Examination Wing within 15 days positively, failing which no claim whatsoever shall be entertained.
8. If a candidate appears in the subject/paper in which He/She is not otherwise eligible, His/Her examination to that subject/paper shall stand automatically cancelled and the candidate will have no claim whatsoever.



# University of Kashmir, Srinagar

## Admit Card

UG 5TH & 6TH Semester Backlog Examination Batch-2015.

**Course:** BSCN **Roll No:** 20573787

**Session:** Bi-Ann **Year:** 2020


**Name of the Candidate:** AKHTER MURTAZA

**Son/Daughter of:** ASHAQ HUSSAIN MIR

**Centre No:** 1

**Name of the Centre:** GOVT DEGREE COLLEGE, ANANTNAG (BOYS)

**Subject(s) in which to be Examined:** MA05-MA06-PHY06



Please admit the candidate (Provisionally) in the center for the subjects(s) mentioned in the statement to be held on the dates as given in the Date Sheet

**Sd/-**  
**Deputy controller of Examination**

### Important Examination and Result Guidelines:

While attempting your question paper in the examination hall, you have to strictly abide by various instructions which are printed on the cover page of each Answer Book. Some of the important guidelines are reproduced here for your benefit.

**Note: The appearance of the candidate is purely on provisional basis subject to determination of eligibility**

1. Always keep the Examination Admit Card/Roll No. Slip with you and show it the supervisory staff/inspection team on duty as and when required/demanded.
2. No candidate shall be allowed to carry inside the Examination Hall, any textual material, printed or written, bits of paper or any other material of like nature. If any candidate is found in possession of such material after commencement of examination- whether in use or not- he/she is liable to be disqualified. Cellular phones, pager and other Electronic devices are not allowed during the examination. Candidates must deposit these items in the custody of the supervisory staff well before the commencement of the Examination.
3. A candidate, who reports after 30 minutes of the commencement of the Examination, shall not be permitted to take the Examination.
4. Write your Roll No./Enrollment No. neatly and correctly on the right side of Answer Book in the box shown below the caption "To be filled by the candidate".
5. Write carefully the Name of Examination, Name of the Subject, Name of Paper/Course, Date of Examination at two places viz on the right side and on the left side of the cover page of the Answer Book at the space provided for purpose.
6. Mention the same Question No. against the answer of a question as given in the Question paper.
7. **After the declaration of result**, if the result of any candidate is captioned as PMA/LO/IR/DE/, he/she should immediately bring it to the notice of the Tabulation Section of Examination Wing within 15 days positively, failing which no claim whatsoever shall be entertained.
8. If a candidate appears in the subject/paper in which He/She is not otherwise eligible, His/Her examination to that subject/paper shall stand automatically cancelled and the candidate will have no claim whatsoever.



# University of Kashmir, Srinagar

## Admit Card

UG 5TH & 6TH Semester Backlog Examination Batch-2015.

<b>Course:</b>	<b>BSCN</b>	<b>Roll No:</b>	<b>20573788</b>
<b>Session:</b>	<b>Bi-Ann</b>	<b>Year:</b>	<b>2020</b>
<b>Name of the Candidate:</b>	ANIS BASHIR KHANDAY		
<b>Son/Daughter of:</b>	BASHIR AHMAD KHANDAY		
<b>Centre No:</b>	1		
<b>Name of the Centre:</b>	GOVT DEGREE COLLEGE, ANANTNAG (BOYS)		
<b>Subject(s) in which to be Examined:</b>	PHY05-MA06-PHY06		



Please admit the candidate (Provisionally) in the center for the subjects(s) mentioned in the statement to be held on the dates as given in the Date Sheet

**Sd/-**  
**Deputy controller of Examination**

### Important Examination and Result Guidelines:

While attempting your question paper in the examination hall, you have to strictly abide by various instructions which are printed on the cover page of each Answer Book. Some of the important guidelines are reproduced here for your benefit.

**Note: The appearance of the candidate is purely on provisional basis subject to determination of eligibility**

1. Always keep the Examination Admit Card/Roll No. Slip with you and show it the supervisory staff/inspection team on duty as and when required/demanded.
2. No candidate shall be allowed to carry inside the Examination Hall, any textual material, printed or written, bits of paper or any other material of like nature. If any candidate is found in possession of such material after commencement of examination- whether in use or not- he/she is liable to be disqualified. Cellular phones, pager and other Electronic devices are not allowed during the examination. Candidates must deposit these items in the custody of the supervisory staff well before the commencement of the Examination.
3. A candidate, who reports after 30 minutes of the commencement of the Examination, shall not be permitted to take the Examination.
4. Write your Roll No./Enrollment No. neatly and correctly on the right side of Answer Book in the box shown below the caption "To be filled by the candidate".
5. Write carefully the Name of Examination, Name of the Subject, Name of Paper/Course, Date of Examination at two places viz on the right side and on the left side of the cover page of the Answer Book at the space provided for purpose.
6. Mention the same Question No. against the answer of a question as given in the Question paper.
7. **After the declaration of result**, if the result of any candidate is captioned as PMA/LO/IR/DE/, he/she should immediately bring it to the notice of the Tabulation Section of Examination Wing within 15 days positively, failing which no claim whatsoever shall be entertained.
8. If a candidate appears in the subject/paper in which He/She is not otherwise eligible, His/Her examination to that subject/paper shall stand automatically cancelled and the candidate will have no claim whatsoever.





# University of Kashmir, Srinagar

## Admit Card

UG 5TH & 6TH Semester Backlog Examination Batch-2015.

<b>Course:</b>	<b>BSCN</b>	<b>Roll No:</b>	<b>20573789</b>
<b>Session:</b>	<b>Bi-Ann</b>	<b>Year:</b>	<b>2020</b>
<b>Name of the Candidate:</b>	MASHKOOR AHMED KHAN		
<b>Son/Daughter of:</b>	FAYAZ AHMED KHAN		
<b>Centre No:</b>	1		
<b>Name of the Centre:</b>	GOVT DEGREE COLLEGE, ANANTNAG (BOYS)		
<b>Subject(s) in which to be Examined:</b>	PHY05-GG05-MA06-PHY06-GG06-		



Please admit the candidate (Provisionally) in the center for the subjects(s) mentioned in the statement to be held on the dates as given in the Date Sheet

**Sd/-**  
**Deputy controller of Examination**

### Important Examination and Result Guidelines:

While attempting your question paper in the examination hall, you have to strictly abide by various instructions which are printed on the cover page of each Answer Book. Some of the important guidelines are reproduced here for your benefit.

**Note: The appearance of the candidate is purely on provisional basis subject to determination of eligibility**

1. Always keep the Examination Admit Card/Roll No. Slip with you and show it the supervisory staff/inspection team on duty as and when required/demanded.
2. No candidate shall be allowed to carry inside the Examination Hall, any textual material, printed or written, bits of paper or any other material of like nature. If any candidate is found in possession of such material after commencement of examination- whether in use or not- he/she is liable to be disqualified. Cellular phones, pager and other Electronic devices are not allowed during the examination. Candidates must deposit these items in the custody of the supervisory staff well before the commencement of the Examination.
3. A candidate, who reports after 30 minutes of the commencement of the Examination, shall not be permitted to take the Examination.
4. Write your Roll No./Enrollment No. neatly and correctly on the right side of Answer Book in the box shown below the caption "To be filled by the candidate".
5. Write carefully the Name of Examination, Name of the Subject, Name of Paper/Course, Date of Examination at two places viz on the right side and on the left side of the cover page of the Answer Book at the space provided for purpose.
6. Mention the same Question No. against the answer of a question as given in the Question paper.
7. **After the declaration of result**, if the result of any candidate is captioned as PMA/LO/IR/DE/, he/she should immediately bring it to the notice of the Tabulation Section of Examination Wing within 15 days positively, failing which no claim whatsoever shall be entertained.
8. If a candidate appears in the subject/paper in which He/She is not otherwise eligible, His/Her examination to that subject/paper shall stand automatically cancelled and the candidate will have no claim whatsoever.



# University of Kashmir, Srinagar

## Admit Card

UG 5TH & 6TH Semester Backlog Examination Batch-2015.

<b>Course:</b>	<b>BSCN</b>	<b>Roll No:</b>	<b>20573790</b>
<b>Session:</b>	<b>Bi-Ann</b>	<b>Year:</b>	<b>2020</b>
<b>Name of the Candidate:</b>	NASEER AHMED WANI		
<b>Son/Daughter of:</b>	MOHD AYOUB WANI		
<b>Centre No:</b>	1		
<b>Name of the Centre:</b>	GOVT DEGREE COLLEGE, ANANTNAG (BOYS)		
<b>Subject(s) in which to be Examined:</b>	CA05		



Please admit the candidate (Provisionally) in the center for the subjects(s) mentioned in the statement to be held on the dates as given in the Date Sheet

**Sd/-**  
**Deputy controller of Examination**

### Important Examination and Result Guidelines:

While attempting your question paper in the examination hall, you have to strictly abide by various instructions which are printed on the cover page of each Answer Book. Some of the important guidelines are reproduced here for your benefit.

**Note: The appearance of the candidate is purely on provisional basis subject to determination of eligibility**

1. Always keep the Examination Admit Card/Roll No. Slip with you and show it the supervisory staff/inspection team on duty as and when required/demanded.
2. No candidate shall be allowed to carry inside the Examination Hall, any textual material, printed or written, bits of paper or any other material of like nature. If any candidate is found in possession of such material after commencement of examination- whether in use or not- he/she is liable to be disqualified. Cellular phones, pager and other Electronic devices are not allowed during the examination. Candidates must deposit these items in the custody of the supervisory staff well before the commencement of the Examination.
3. A candidate, who reports after 30 minutes of the commencement of the Examination, shall not be permitted to take the Examination.
4. Write your Roll No./Enrollment No. neatly and correctly on the right side of Answer Book in the box shown below the caption "To be filled by the candidate".
5. Write carefully the Name of Examination, Name of the Subject, Name of Paper/Course, Date of Examination at two places viz on the right side and on the left side of the cover page of the Answer Book at the space provided for purpose.
6. Mention the same Question No. against the answer of a question as given in the Question paper.
7. **After the declaration of result**, if the result of any candidate is captioned as PMA/LO/IR/DE/, he/she should immediately bring it to the notice of the Tabulation Section of Examination Wing within 15 days positively, failing which no claim whatsoever shall be entertained.
8. If a candidate appears in the subject/paper in which He/She is not otherwise eligible, His/Her examination to that subject/paper shall stand automatically cancelled and the candidate will have no claim whatsoever.



# University of Kashmir, Srinagar

## Admit Card

UG 5TH & 6TH Semester Backlog Examination Batch-2015.

<b>Course:</b>	<b>BSCN</b>	<b>Roll No:</b>	<b>20573791</b>
<b>Session:</b>	<b>Bi-Ann</b>	<b>Year:</b>	<b>2020</b>
<b>Name of the Candidate:</b>	AADIL GULZAR MIR		
<b>Son/Daughter of:</b>	GULZAR AHMAD MIR		
<b>Centre No:</b>	1		
<b>Name of the Centre:</b>	GOVT DEGREE COLLEGE, ANANTNAG (BOYS)		
<b>Subject(s) in which to be Examined:</b>	ST05-PHY06-ST06		



Please admit the candidate (Provisionally) in the center for the subjects(s) mentioned in the statement to be held on the dates as given in the Date Sheet

**Sd/-**  
**Deputy controller of Examination**

### Important Examination and Result Guidelines:

While attempting your question paper in the examination hall, you have to strictly abide by various instructions which are printed on the cover page of each Answer Book. Some of the important guidelines are reproduced here for your benefit.

**Note: The appearance of the candidate is purely on provisional basis subject to determination of eligibility**

1. Always keep the Examination Admit Card/Roll No. Slip with you and show it the supervisory staff/inspection team on duty as and when required/demanded.
2. No candidate shall be allowed to carry inside the Examination Hall, any textual material, printed or written, bits of paper or any other material of like nature. If any candidate is found in possession of such material after commencement of examination- whether in use or not- he/she is liable to be disqualified. Cellular phones, pager and other Electronic devices are not allowed during the examination. Candidates must deposit these items in the custody of the supervisory staff well before the commencement of the Examination.
3. A candidate, who reports after 30 minutes of the commencement of the Examination, shall not be permitted to take the Examination.
4. Write your Roll No./Enrollment No. neatly and correctly on the right side of Answer Book in the box shown below the caption "To be filled by the candidate".
5. Write carefully the Name of Examination, Name of the Subject, Name of Paper/Course, Date of Examination at two places viz on the right side and on the left side of the cover page of the Answer Book at the space provided for purpose.
6. Mention the same Question No. against the answer of a question as given in the Question paper.
7. **After the declaration of result**, if the result of any candidate is captioned as PMA/LO/IR/DE/, he/she should immediately bring it to the notice of the Tabulation Section of Examination Wing within 15 days positively, failing which no claim whatsoever shall be entertained.
8. If a candidate appears in the subject/paper in which He/She is not otherwise eligible, His/Her examination to that subject/paper shall stand automatically cancelled and the candidate will have no claim whatsoever.




# University of Kashmir, Srinagar

## Admit Card

UG 5TH & 6TH Semester Backlog Examination Batch-2015.

<b>Course:</b>	<b>BSCN</b>	<b>Roll No:</b>	<b>20573792</b>
<b>Session:</b>	<b>Bi-Ann</b>	<b>Year:</b>	<b>2020</b>
<b>Name of the Candidate:</b>	ARSHID AHMAD TANTRY		
<b>Son/Daughter of:</b>	ABDUL MAJEED TANTRY		
<b>Centre No:</b>	1		
<b>Name of the Centre:</b>	GOVT DEGREE COLLEGE, ANANTNAG (BOYS)		
<b>Subject(s) in which to be Examined:</b>	PHY05-GG05-MA06-PHY06-GG06-		



Please admit the candidate (Provisionally) in the center for the subjects(s) mentioned in the statement to be held on the dates as given in the Date Sheet

**Sd/-**  
**Deputy controller of Examination**

### Important Examination and Result Guidelines:

While attempting your question paper in the examination hall, you have to strictly abide by various instructions which are printed on the cover page of each Answer Book. Some of the important guidelines are reproduced here for your benefit.

**Note: The appearance of the candidate is purely on provisional basis subject to determination of eligibility**

1. Always keep the Examination Admit Card/Roll No. Slip with you and show it the supervisory staff/inspection team on duty as and when required/demanded.
2. No candidate shall be allowed to carry inside the Examination Hall, any textual material, printed or written, bits of paper or any other material of like nature. If any candidate is found in possession of such material after commencement of examination- whether in use or not- he/she is liable to be disqualified. Cellular phones, pager and other Electronic devices are not allowed during the examination. Candidates must deposit these items in the custody of the supervisory staff well before the commencement of the Examination.
3. A candidate, who reports after 30 minutes of the commencement of the Examination, shall not be permitted to take the Examination.
4. Write your Roll No./Enrollment No. neatly and correctly on the right side of Answer Book in the box shown below the caption "To be filled by the candidate".
5. Write carefully the Name of Examination, Name of the Subject, Name of Paper/Course, Date of Examination at two places viz on the right side and on the left side of the cover page of the Answer Book at the space provided for purpose.
6. Mention the same Question No. against the answer of a question as given in the Question paper.
7. **After the declaration of result**, if the result of any candidate is captioned as PMA/LO/IR/DE/, he/she should immediately bring it to the notice of the Tabulation Section of Examination Wing within 15 days positively, failing which no claim whatsoever shall be entertained.
8. If a candidate appears in the subject/paper in which He/She is not otherwise eligible, His/Her examination to that subject/paper shall stand automatically cancelled and the candidate will have no claim whatsoever.



# University of Kashmir, Srinagar

## Admit Card

UG 5TH & 6TH Semester Backlog Examination Batch-2015.

**Course:** BSCN

**Roll No:** 20573793

**Session:** Bi-Ann

**Year:** 2020


**Name of the Candidate:** ZUBAIR HASSAN BHAT

**Son/Daughter of:** GH HASSAN BHAT

**Centre No:** 1

**Name of the Centre:** GOVT DEGREE COLLEGE, ANANTNAG (BOYS)

**Subject(s) in which to be Examined:** GG05



Please admit the candidate (Provisionally) in the center for the subjects(s) mentioned in the statement to be held on the dates as given in the Date Sheet

**Sd/-**

**Deputy controller of Examination**

### Important Examination and Result Guidelines:

While attempting your question paper in the examination hall, you have to strictly abide by various instructions which are printed on the cover page of each Answer Book. Some of the important guidelines are reproduced here for your benefit.

**Note: The appearance of the candidate is purely on provisional basis subject to determination of eligibility**

1. Always keep the Examination Admit Card/Roll No. Slip with you and show it the supervisory staff/inspection team on duty as and when required/demanded.
2. No candidate shall be allowed to carry inside the Examination Hall, any textual material, printed or written, bits of paper or any other material of like nature. If any candidate is found in possession of such material after commencement of examination- whether in use or not- he/she is liable to be disqualified. Cellular phones, pager and other Electronic devices are not allowed during the examination. Candidates must deposit these items in the custody of the supervisory staff well before the commencement of the Examination.
3. A candidate, who reports after 30 minutes of the commencement of the Examination, shall not be permitted to take the Examination.
4. Write your Roll No./Enrollment No. neatly and correctly on the right side of Answer Book in the box shown below the caption "To be filled by the candidate".
5. Write carefully the Name of Examination, Name of the Subject, Name of Paper/Course, Date of Examination at two places viz on the right side and on the left side of the cover page of the Answer Book at the space provided for purpose.
6. Mention the same Question No. against the answer of a question as given in the Question paper.
7. **After the declaration of result**, if the result of any candidate is captioned as PMA/LO/IR/DE/, he/she should immediately bring it to the notice of the Tabulation Section of Examination Wing within 15 days positively, failing which no claim whatsoever shall be entertained.
8. If a candidate appears in the subject/paper in which He/She is not otherwise eligible, His/Her examination to that subject/paper shall stand automatically cancelled and the candidate will have no claim whatsoever.



# University of Kashmir, Srinagar

## Admit Card

UG 5TH & 6TH Semester Backlog Examination Batch-2015.

<b>Course:</b>	<b>BSCN</b>	<b>Roll No:</b>	<b>20573794</b>
<b>Session:</b>	<b>Bi-Ann</b>	<b>Year:</b>	<b>2020</b>
<b>Name of the Candidate:</b>	AADIL BASHIR BHAT		
<b>Son/Daughter of:</b>	BASHIR AHMAD BHAT		
<b>Centre No:</b>	1		
<b>Name of the Centre:</b>	GOVT DEGREE COLLEGE, ANANTNAG (BOYS)		
<b>Subject(s) in which to be Examined:</b>	CA05		



Please admit the candidate (Provisionally) in the center for the subjects(s) mentioned in the statement to be held on the dates as given in the Date Sheet

**Sd/-**  
**Deputy controller of Examination**

### Important Examination and Result Guidelines:

While attempting your question paper in the examination hall, you have to strictly abide by various instructions which are printed on the cover page of each Answer Book. Some of the important guidelines are reproduced here for your benefit.

**Note: The appearance of the candidate is purely on provisional basis subject to determination of eligibility**

1. Always keep the Examination Admit Card/Roll No. Slip with you and show it the supervisory staff/inspection team on duty as and when required/demanded.
2. No candidate shall be allowed to carry inside the Examination Hall, any textual material, printed or written, bits of paper or any other material of like nature. If any candidate is found in possession of such material after commencement of examination- whether in use or not- he/she is liable to be disqualified. Cellular phones, pager and other Electronic devices are not allowed during the examination. Candidates must deposit these items in the custody of the supervisory staff well before the commencement of the Examination.
3. A candidate, who reports after 30 minutes of the commencement of the Examination, shall not be permitted to take the Examination.
4. Write your Roll No./Enrollment No. neatly and correctly on the right side of Answer Book in the box shown below the caption "To be filled by the candidate".
5. Write carefully the Name of Examination, Name of the Subject, Name of Paper/Course, Date of Examination at two places viz on the right side and on the left side of the cover page of the Answer Book at the space provided for purpose.
6. Mention the same Question No. against the answer of a question as given in the Question paper.
7. **After the declaration of result**, if the result of any candidate is captioned as PMA/LO/IR/DE/, he/she should immediately bring it to the notice of the Tabulation Section of Examination Wing within 15 days positively, failing which no claim whatsoever shall be entertained.
8. If a candidate appears in the subject/paper in which He/She is not otherwise eligible, His/Her examination to that subject/paper shall stand automatically cancelled and the candidate will have no claim whatsoever.



# University of Kashmir, Srinagar

## Admit Card

UG 5TH & 6TH Semester Backlog Examination Batch-2015.

<b>Course:</b>	<b>BSCN</b>	<b>Roll No:</b>	<b>20573795</b>
<b>Session:</b>	<b>Bi-Ann</b>	<b>Year:</b>	<b>2020</b>
<b>Name of the Candidate:</b>	RAJA NADEEM RATHER		
<b>Son/Daughter of:</b>	MANZOOR AHMAD RATHER		
<b>Centre No:</b>	1		
<b>Name of the Centre:</b>	GOVT DEGREE COLLEGE, ANANTNAG (BOYS)		
<b>Subject(s) in which to be Examined:</b>	GL05-MA06		



Please admit the candidate (Provisionally) in the center for the subjects(s) mentioned in the statement to be held on the dates as given in the Date Sheet

**Sd/-**  
**Deputy controller of Examination**

### Important Examination and Result Guidelines:

While attempting your question paper in the examination hall, you have to strictly abide by various instructions which are printed on the cover page of each Answer Book. Some of the important guidelines are reproduced here for your benefit.

**Note: The appearance of the candidate is purely on provisional basis subject to determination of eligibility**

1. Always keep the Examination Admit Card/Roll No. Slip with you and show it the supervisory staff/inspection team on duty as and when required/demanded.
2. No candidate shall be allowed to carry inside the Examination Hall, any textual material, printed or written, bits of paper or any other material of like nature. If any candidate is found in possession of such material after commencement of examination- whether in use or not- he/she is liable to be disqualified. Cellular phones, pager and other Electronic devices are not allowed during the examination. Candidates must deposit these items in the custody of the supervisory staff well before the commencement of the Examination.
3. A candidate, who reports after 30 minutes of the commencement of the Examination, shall not be permitted to take the Examination.
4. Write your Roll No./Enrollment No. neatly and correctly on the right side of Answer Book in the box shown below the caption "To be filled by the candidate".
5. Write carefully the Name of Examination, Name of the Subject, Name of Paper/Course, Date of Examination at two places viz on the right side and on the left side of the cover page of the Answer Book at the space provided for purpose.
6. Mention the same Question No. against the answer of a question as given in the Question paper.
7. **After the declaration of result**, if the result of any candidate is captioned as PMA/LO/IR/DE/, he/she should immediately bring it to the notice of the Tabulation Section of Examination Wing within 15 days positively, failing which no claim whatsoever shall be entertained.
8. If a candidate appears in the subject/paper in which He/She is not otherwise eligible, His/Her examination to that subject/paper shall stand automatically cancelled and the candidate will have no claim whatsoever.



# University of Kashmir, Srinagar

## Admit Card

UG 5TH & 6TH Semester Backlog Examination Batch-2015.

<b>Course:</b>	<b>BSCN</b>	<b>Roll No:</b>	<b>20573796</b>
<b>Session:</b>	<b>Bi-Ann</b>	<b>Year:</b>	<b>2020</b>
<b>Name of the Candidate:</b>	MUBASHER AHMED SOHIL		
<b>Son/Daughter of:</b>	BASHIR AHMED SOHIL		
<b>Centre No:</b>	1		
<b>Name of the Centre:</b>	GOVT DEGREE COLLEGE, ANANTNAG (BOYS)		
<b>Subject(s) in which to be Examined:</b>	MA05-PHY05-CH05--MA06-PHY06-		



Please admit the candidate (Provisionally) in the center for the subjects(s) mentioned in the statement to be held on the dates as given in the Date Sheet

**Sd/-**  
**Deputy controller of Examination**

### Important Examination and Result Guidelines:

While attempting your question paper in the examination hall, you have to strictly abide by various instructions which are printed on the cover page of each Answer Book. Some of the important guidelines are reproduced here for your benefit.

**Note: The appearance of the candidate is purely on provisional basis subject to determination of eligibility**

1. Always keep the Examination Admit Card/Roll No. Slip with you and show it the supervisory staff/inspection team on duty as and when required/demanded.
2. No candidate shall be allowed to carry inside the Examination Hall, any textual material, printed or written, bits of paper or any other material of like nature. If any candidate is found in possession of such material after commencement of examination- whether in use or not- he/she is liable to be disqualified. Cellular phones, pager and other Electronic devices are not allowed during the examination. Candidates must deposit these items in the custody of the supervisory staff well before the commencement of the Examination.
3. A candidate, who reports after 30 minutes of the commencement of the Examination, shall not be permitted to take the Examination.
4. Write your Roll No./Enrollment No. neatly and correctly on the right side of Answer Book in the box shown below the caption "To be filled by the candidate".
5. Write carefully the Name of Examination, Name of the Subject, Name of Paper/Course, Date of Examination at two places viz on the right side and on the left side of the cover page of the Answer Book at the space provided for purpose.
6. Mention the same Question No. against the answer of a question as given in the Question paper.
7. **After the declaration of result**, if the result of any candidate is captioned as PMA/LO/IR/DE/, he/she should immediately bring it to the notice of the Tabulation Section of Examination Wing within 15 days positively, failing which no claim whatsoever shall be entertained.
8. If a candidate appears in the subject/paper in which He/She is not otherwise eligible, His/Her examination to that subject/paper shall stand automatically cancelled and the candidate will have no claim whatsoever.





# University of Kashmir, Srinagar

## Admit Card

UG 5TH & 6TH Semester Backlog Examination Batch-2015.

<b>Course:</b>	<b>BSCN</b>	<b>Roll No:</b>	<b>20573797</b>
<b>Session:</b>	<b>Bi-Ann</b>	<b>Year:</b>	<b>2020</b>
<b>Name of the Candidate:</b>	MOHD ARIF GANIE		
<b>Son/Daughter of:</b>	GHULAM NABI GANIE		
<b>Centre No:</b>	1		
<b>Name of the Centre:</b>	GOVT DEGREE COLLEGE, ANANTNAG (BOYS)		
<b>Subject(s) in which to be Examined:</b>	ELT05--MA06-PHY06-ELT06-		



Please admit the candidate (Provisionally) in the center for the subjects(s) mentioned in the statement to be held on the dates as given in the Date Sheet

**Sd/-**  
**Deputy controller of Examination**

### Important Examination and Result Guidelines:

While attempting your question paper in the examination hall, you have to strictly abide by various instructions which are printed on the cover page of each Answer Book. Some of the important guidelines are reproduced here for your benefit.

**Note: The appearance of the candidate is purely on provisional basis subject to determination of eligibility**

1. Always keep the Examination Admit Card/Roll No. Slip with you and show it the supervisory staff/inspection team on duty as and when required/demanded.
2. No candidate shall be allowed to carry inside the Examination Hall, any textual material, printed or written, bits of paper or any other material of like nature. If any candidate is found in possession of such material after commencement of examination- whether in use or not- he/she is liable to be disqualified. Cellular phones, pager and other Electronic devices are not allowed during the examination. Candidates must deposit these items in the custody of the supervisory staff well before the commencement of the Examination.
3. A candidate, who reports after 30 minutes of the commencement of the Examination, shall not be permitted to take the Examination.
4. Write your Roll No./Enrollment No. neatly and correctly on the right side of Answer Book in the box shown below the caption "To be filled by the candidate".
5. Write carefully the Name of Examination, Name of the Subject, Name of Paper/Course, Date of Examination at two places viz on the right side and on the left side of the cover page of the Answer Book at the space provided for purpose.
6. Mention the same Question No. against the answer of a question as given in the Question paper.
7. **After the declaration of result**, if the result of any candidate is captioned as PMA/LO/IR/DE/, he/she should immediately bring it to the notice of the Tabulation Section of Examination Wing within 15 days positively, failing which no claim whatsoever shall be entertained.
8. If a candidate appears in the subject/paper in which He/She is not otherwise eligible, His/Her examination to that subject/paper shall stand automatically cancelled and the candidate will have no claim whatsoever.




# University of Kashmir, Srinagar

## Admit Card

UG 5TH & 6TH Semester Backlog Examination Batch-2015.

<b>Course:</b>	<b>BSCN</b>	<b>Roll No:</b>	<b>20573798</b>
<b>Session:</b>	Bi-Ann	<b>Year:</b>	2020
<b>Name of the Candidate:</b>	RASIQ BASHIR BHAT		
<b>Son/Daughter of:</b>	BASHIR AHMAD BHAT		
<b>Centre No:</b>	1		
<b>Name of the Centre:</b>	GOVT DEGREE COLLEGE, ANANTNAG (BOYS)		
<b>Subject(s) in which to be Examined:</b>	MA06		



Please admit the candidate (Provisionally) in the center for the subjects(s) mentioned in the statement to be held on the dates as given in the Date Sheet

**Sd/-**  
**Deputy controller of Examination**

### Important Examination and Result Guidelines:

While attempting your question paper in the examination hall, you have to strictly abide by various instructions which are printed on the cover page of each Answer Book. Some of the important guidelines are reproduced here for your benefit.

**Note: The appearance of the candidate is purely on provisional basis subject to determination of eligibility**

1. Always keep the Examination Admit Card/Roll No. Slip with you and show it the supervisory staff/inspection team on duty as and when required/demanded.
2. No candidate shall be allowed to carry inside the Examination Hall, any textual material, printed or written, bits of paper or any other material of like nature. If any candidate is found in possession of such material after commencement of examination- whether in use or not- he/she is liable to be disqualified. Cellular phones, pager and other Electronic devices are not allowed during the examination. Candidates must deposit these items in the custody of the supervisory staff well before the commencement of the Examination.
3. A candidate, who reports after 30 minutes of the commencement of the Examination, shall not be permitted to take the Examination.
4. Write your Roll No./Enrollment No. neatly and correctly on the right side of Answer Book in the box shown below the caption "To be filled by the candidate".
5. Write carefully the Name of Examination, Name of the Subject, Name of Paper/Course, Date of Examination at two places viz on the right side and on the left side of the cover page of the Answer Book at the space provided for purpose.
6. Mention the same Question No. against the answer of a question as given in the Question paper.
7. **After the declaration of result**, if the result of any candidate is captioned as PMA/LO/IR/DE/, he/she should immediately bring it to the notice of the Tabulation Section of Examination Wing within 15 days positively, failing which no claim whatsoever shall be entertained.
8. If a candidate appears in the subject/paper in which He/She is not otherwise eligible, His/Her examination to that subject/paper shall stand automatically cancelled and the candidate will have no claim whatsoever.



# University of Kashmir, Srinagar

## Admit Card

UG 5TH & 6TH Semester Backlog Examination Batch-2015.

<b>Course:</b>	<b>BSCN</b>	<b>Roll No:</b>	<b>20573799</b>
<b>Session:</b>	<b>Bi-Ann</b>	<b>Year:</b>	<b>2020</b>
<b>Name of the Candidate:</b>	SUHEEL AHMAD DAR		
<b>Son/Daughter of:</b>	AB GANI DAR		
<b>Centre No:</b>	1		
<b>Name of the Centre:</b>	GOVT DEGREE COLLEGE, ANANTNAG (BOYS)		
<b>Subject(s) in which to be Examined:</b>	PHY06		



Please admit the candidate (Provisionally) in the center for the subjects(s) mentioned in the statement to be held on the dates as given in the Date Sheet

**Sd/-**  
**Deputy controller of Examination**

### Important Examination and Result Guidelines:

While attempting your question paper in the examination hall, you have to strictly abide by various instructions which are printed on the cover page of each Answer Book. Some of the important guidelines are reproduced here for your benefit.

**Note: The appearance of the candidate is purely on provisional basis subject to determination of eligibility**

1. Always keep the Examination Admit Card/Roll No. Slip with you and show it the supervisory staff/inspection team on duty as and when required/demanded.
2. No candidate shall be allowed to carry inside the Examination Hall, any textual material, printed or written, bits of paper or any other material of like nature. If any candidate is found in possession of such material after commencement of examination- whether in use or not- he/she is liable to be disqualified. Cellular phones, pager and other Electronic devices are not allowed during the examination. Candidates must deposit these items in the custody of the supervisory staff well before the commencement of the Examination.
3. A candidate, who reports after 30 minutes of the commencement of the Examination, shall not be permitted to take the Examination.
4. Write your Roll No./Enrollment No. neatly and correctly on the right side of Answer Book in the box shown below the caption "To be filled by the candidate".
5. Write carefully the Name of Examination, Name of the Subject, Name of Paper/Course, Date of Examination at two places viz on the right side and on the left side of the cover page of the Answer Book at the space provided for purpose.
6. Mention the same Question No. against the answer of a question as given in the Question paper.
7. **After the declaration of result**, if the result of any candidate is captioned as PMA/LO/IR/DE/, he/she should immediately bring it to the notice of the Tabulation Section of Examination Wing within 15 days positively, failing which no claim whatsoever shall be entertained.
8. If a candidate appears in the subject/paper in which He/She is not otherwise eligible, His/Her examination to that subject/paper shall stand automatically cancelled and the candidate will have no claim whatsoever.



# University of Kashmir, Srinagar

## Admit Card

UG 5TH & 6TH Semester Backlog Examination Batch-2015.

<b>Course:</b>	<b>BSCN</b>	<b>Roll No:</b>	<b>20573800</b>
<b>Session:</b>	<b>Bi-Ann</b>	<b>Year:</b>	<b>2020</b>
<b>Name of the Candidate:</b>	MOHD NADEEM HUSSAIN BHAT		
<b>Son/Daughter of:</b>	MOHD HUSSAIN BHAT		
<b>Centre No:</b>	1		
<b>Name of the Centre:</b>	GOVT DEGREE COLLEGE, ANANTNAG (BOYS)		
<b>Subject(s) in which to be Examined:</b>	PHY06		



Please admit the candidate (Provisionally) in the center for the subjects(s) mentioned in the statement to be held on the dates as given in the Date Sheet

**Sd/-**  
**Deputy controller of Examination**

### Important Examination and Result Guidelines:

While attempting your question paper in the examination hall, you have to strictly abide by various instructions which are printed on the cover page of each Answer Book. Some of the important guidelines are reproduced here for your benefit.

**Note: The appearance of the candidate is purely on provisional basis subject to determination of eligibility**


1. Always keep the Examination Admit Card/Roll No. Slip with you and show it the supervisory staff/inspection team on duty as and when required/demanded.
2. No candidate shall be allowed to carry inside the Examination Hall, any textual material, printed or written, bits of paper or any other material of like nature. If any candidate is found in possession of such material after commencement of examination- whether in use or not- he/she is liable to be disqualified. Cellular phones, pager and other Electronic devices are not allowed during the examination. Candidates must deposit these items in the custody of the supervisory staff well before the commencement of the Examination.
3. A candidate, who reports after 30 minutes of the commencement of the Examination, shall not be permitted to take the Examination.
4. Write your Roll No./Enrollment No. neatly and correctly on the right side of Answer Book in the box shown below the caption "To be filled by the candidate".
5. Write carefully the Name of Examination, Name of the Subject, Name of Paper/Course, Date of Examination at two places viz on the right side and on the left side of the cover page of the Answer Book at the space provided for purpose.
6. Mention the same Question No. against the answer of a question as given in the Question paper.
7. **After the declaration of result**, if the result of any candidate is captioned as PMA/LO/IR/DE/, he/she should immediately bring it to the notice of the Tabulation Section of Examination Wing within 15 days positively, failing which no claim whatsoever shall be entertained.
8. If a candidate appears in the subject/paper in which He/She is not otherwise eligible, His/Her examination to that subject/paper shall stand automatically cancelled and the candidate will have no claim whatsoever.



# University of Kashmir, Srinagar

## Admit Card

UG 5TH & 6TH Semester Backlog Examination Batch-2015.

<b>Course:</b>	<b>BSCN</b>	<b>Roll No:</b>	<b>20573801</b>
<b>Session:</b>	<b>Bi-Ann</b>	<b>Year:</b>	<b>2020</b>
<b>Name of the Candidate:</b>	SHAHMIR AHMAD KHAN		
<b>Son/Daughter of:</b>	SARAFRAZ AHMAD KHAN		
<b>Centre No:</b>	1		
<b>Name of the Centre:</b>	GOVT DEGREE COLLEGE, ANANTNAG (BOYS)		
<b>Subject(s) in which to be Examined:</b>	PHY06		

Please admit the candidate (Provisionally) in the center for the subjects(s) mentioned in the statement to be held on the dates as given in the Date Sheet

**Sd/-**  
**Deputy controller of Examination**

### Important Examination and Result Guidelines:

While attempting your question paper in the examination hall, you have to strictly abide by various instructions which are printed on the cover page of each Answer Book. Some of the important guidelines are reproduced here for your benefit.

**Note: The appearance of the candidate is purely on provisional basis subject to determination of eligibility**

1. Always keep the Examination Admit Card/Roll No. Slip with you and show it the supervisory staff/inspection team on duty as and when required/demanded.
2. No candidate shall be allowed to carry inside the Examination Hall, any textual material, printed or written, bits of paper or any other material of like nature. If any candidate is found in possession of such material after commencement of examination- whether in use or not- he/she is liable to be disqualified. Cellular phones, pager and other Electronic devices are not allowed during the examination. Candidates must deposit these items in the custody of the supervisory staff well before the commencement of the Examination.
3. A candidate, who reports after 30 minutes of the commencement of the Examination, shall not be permitted to take the Examination.
4. Write your Roll No./Enrollment No. neatly and correctly on the right side of Answer Book in the box shown below the caption "To be filled by the candidate".
5. Write carefully the Name of Examination, Name of the Subject, Name of Paper/Course, Date of Examination at two places viz on the right side and on the left side of the cover page of the Answer Book at the space provided for purpose.
6. Mention the same Question No. against the answer of a question as given in the Question paper.
7. **After the declaration of result**, if the result of any candidate is captioned as PMA/LO/IR/DE/, he/she should immediately bring it to the notice of the Tabulation Section of Examination Wing within 15 days positively, failing which no claim whatsoever shall be entertained.
8. If a candidate appears in the subject/paper in which He/She is not otherwise eligible, His/Her examination to that subject/paper shall stand automatically cancelled and the candidate will have no claim whatsoever.



# University of Kashmir, Srinagar

## Admit Card

UG 5TH & 6TH Semester Backlog Examination Batch-2015.

<b>Course:</b>	<b>BSCN</b>	<b>Roll No:</b>	<b>20573802</b>
<b>Session:</b>	<b>Bi-Ann</b>	<b>Year:</b>	<b>2020</b>
<b>Name of the Candidate:</b>	MOHAMMAD ASHRAF SHAH		
<b>Son/Daughter of:</b>	GHULAM QADIR SHAH		
<b>Centre No:</b>	1		
<b>Name of the Centre:</b>	GOVT DEGREE COLLEGE, ANANTNAG (BOYS)		
<b>Subject(s) in which to be Examined:</b>	PHY06		



Please admit the candidate (Provisionally) in the center for the subjects(s) mentioned in the statement to be held on the dates as given in the Date Sheet

**Sd/-**  
**Deputy controller of Examination**

### Important Examination and Result Guidelines:

While attempting your question paper in the examination hall, you have to strictly abide by various instructions which are printed on the cover page of each Answer Book. Some of the important guidelines are reproduced here for your benefit.

**Note: The appearance of the candidate is purely on provisional basis subject to determination of eligibility**

1. Always keep the Examination Admit Card/Roll No. Slip with you and show it the supervisory staff/inspection team on duty as and when required/demanded.
2. No candidate shall be allowed to carry inside the Examination Hall, any textual material, printed or written, bits of paper or any other material of like nature. If any candidate is found in possession of such material after commencement of examination- whether in use or not- he/she is liable to be disqualified. Cellular phones, pager and other Electronic devices are not allowed during the examination. Candidates must deposit these items in the custody of the supervisory staff well before the commencement of the Examination.
3. A candidate, who reports after 30 minutes of the commencement of the Examination, shall not be permitted to take the Examination.
4. Write your Roll No./Enrollment No. neatly and correctly on the right side of Answer Book in the box shown below the caption "To be filled by the candidate".
5. Write carefully the Name of Examination, Name of the Subject, Name of Paper/Course, Date of Examination at two places viz on the right side and on the left side of the cover page of the Answer Book at the space provided for purpose.
6. Mention the same Question No. against the answer of a question as given in the Question paper.
7. **After the declaration of result**, if the result of any candidate is captioned as PMA/LO/IR/DE/, he/she should immediately bring it to the notice of the Tabulation Section of Examination Wing within 15 days positively, failing which no claim whatsoever shall be entertained.
8. If a candidate appears in the subject/paper in which He/She is not otherwise eligible, His/Her examination to that subject/paper shall stand automatically cancelled and the candidate will have no claim whatsoever.



# University of Kashmir, Srinagar

## Admit Card

UG 5TH & 6TH Semester Backlog Examination Batch-2015.

<b>Course:</b>	<b>BSCN</b>	<b>Roll No:</b>	<b>20573803</b>
<b>Session:</b>	<b>Bi-Ann</b>	<b>Year:</b>	<b>2020</b>
<b>Name of the Candidate:</b>	YASAR SHAFI NAYAK		
<b>Son/Daughter of:</b>	MOHD SHAFI NAYAK		
<b>Centre No:</b>	1		
<b>Name of the Centre:</b>	GOVT DEGREE COLLEGE, ANANTNAG (BOYS)		
<b>Subject(s) in which to be Examined:</b>	MA06-PHY06-GG06		



Please admit the candidate (Provisionally) in the center for the subjects(s) mentioned in the statement to be held on the dates as given in the Date Sheet

**Sd/-**  
**Deputy controller of Examination**

### Important Examination and Result Guidelines:

While attempting your question paper in the examination hall, you have to strictly abide by various instructions which are printed on the cover page of each Answer Book. Some of the important guidelines are reproduced here for your benefit.

**Note: The appearance of the candidate is purely on provisional basis subject to determination of eligibility**

1. Always keep the Examination Admit Card/Roll No. Slip with you and show it the supervisory staff/inspection team on duty as and when required/demanded.
2. No candidate shall be allowed to carry inside the Examination Hall, any textual material, printed or written, bits of paper or any other material of like nature. If any candidate is found in possession of such material after commencement of examination- whether in use or not- he/she is liable to be disqualified. Cellular phones, pager and other Electronic devices are not allowed during the examination. Candidates must deposit these items in the custody of the supervisory staff well before the commencement of the Examination.
3. A candidate, who reports after 30 minutes of the commencement of the Examination, shall not be permitted to take the Examination.
4. Write your Roll No./Enrollment No. neatly and correctly on the right side of Answer Book in the box shown below the caption "To be filled by the candidate".
5. Write carefully the Name of Examination, Name of the Subject, Name of Paper/Course, Date of Examination at two places viz on the right side and on the left side of the cover page of the Answer Book at the space provided for purpose.
6. Mention the same Question No. against the answer of a question as given in the Question paper.
7. **After the declaration of result**, if the result of any candidate is captioned as PMA/LO/IR/DE/, he/she should immediately bring it to the notice of the Tabulation Section of Examination Wing within 15 days positively, failing which no claim whatsoever shall be entertained.
8. If a candidate appears in the subject/paper in which He/She is not otherwise eligible, His/Her examination to that subject/paper shall stand automatically cancelled and the candidate will have no claim whatsoever.



# University of Kashmir, Srinagar

## Admit Card

UG 5TH & 6TH Semester Backlog Examination Batch-2015.

<b>Course:</b>	<b>BSCN</b>	<b>Roll No:</b>	<b>20573804</b>
<b>Session:</b>	<b>Bi-Ann</b>	<b>Year:</b>	<b>2020</b>
<b>Name of the Candidate:</b>	MOHAMMAD AARIF NAJAR		
<b>Son/Daughter of:</b>	MANZOOR AHMAD NAJAR		
<b>Centre No:</b>	1		
<b>Name of the Centre:</b>	GOVT DEGREE COLLEGE, ANANTNAG (BOYS)		
<b>Subject(s) in which to be Examined:</b>	PHY06		



Please admit the candidate (Provisionally) in the center for the subjects(s) mentioned in the statement to be held on the dates as given in the Date Sheet

**Sd/-**  
**Deputy controller of Examination**

### Important Examination and Result Guidelines:

While attempting your question paper in the examination hall, you have to strictly abide by various instructions which are printed on the cover page of each Answer Book. Some of the important guidelines are reproduced here for your benefit.

**Note: The appearance of the candidate is purely on provisional basis subject to determination of eligibility**

1. Always keep the Examination Admit Card/Roll No. Slip with you and show it the supervisory staff/inspection team on duty as and when required/demanded.
2. No candidate shall be allowed to carry inside the Examination Hall, any textual material, printed or written, bits of paper or any other material of like nature. If any candidate is found in possession of such material after commencement of examination- whether in use or not- he/she is liable to be disqualified. Cellular phones, pager and other Electronic devices are not allowed during the examination. Candidates must deposit these items in the custody of the supervisory staff well before the commencement of the Examination.
3. A candidate, who reports after 30 minutes of the commencement of the Examination, shall not be permitted to take the Examination.
4. Write your Roll No./Enrollment No. neatly and correctly on the right side of Answer Book in the box shown below the caption "To be filled by the candidate".
5. Write carefully the Name of Examination, Name of the Subject, Name of Paper/Course, Date of Examination at two places viz on the right side and on the left side of the cover page of the Answer Book at the space provided for purpose.
6. Mention the same Question No. against the answer of a question as given in the Question paper.
7. **After the declaration of result**, if the result of any candidate is captioned as PMA/LO/IR/DE/, he/she should immediately bring it to the notice of the Tabulation Section of Examination Wing within 15 days positively, failing which no claim whatsoever shall be entertained.
8. If a candidate appears in the subject/paper in which He/She is not otherwise eligible, His/Her examination to that subject/paper shall stand automatically cancelled and the candidate will have no claim whatsoever.





# University of Kashmir, Srinagar

## Admit Card

UG 5TH & 6TH Semester Backlog Examination Batch-2015.

<b>Course:</b>	<b>BSCN</b>	<b>Roll No:</b>	<b>20573805</b>
<b>Session:</b>	<b>Bi-Ann</b>	<b>Year:</b>	<b>2020</b>
<b>Name of the Candidate:</b>	IRSHAD AHMAD KHURROO		
<b>Son/Daughter of:</b>	GH QADIR KHURROO		
<b>Centre No:</b>	1		
<b>Name of the Centre:</b>	GOVT DEGREE COLLEGE, ANANTNAG (BOYS)		
<b>Subject(s) in which to be Examined:</b>	MA06		



Please admit the candidate (Provisionally) in the center for the subjects(s) mentioned in the statement to be held on the dates as given in the Date Sheet

**Sd/-**  
**Deputy controller of Examination**

### Important Examination and Result Guidelines:

While attempting your question paper in the examination hall, you have to strictly abide by various instructions which are printed on the cover page of each Answer Book. Some of the important guidelines are reproduced here for your benefit.

**Note: The appearance of the candidate is purely on provisional basis subject to determination of eligibility**

1. Always keep the Examination Admit Card/Roll No. Slip with you and show it the supervisory staff/inspection team on duty as and when required/demanded.
2. No candidate shall be allowed to carry inside the Examination Hall, any textual material, printed or written, bits of paper or any other material of like nature. If any candidate is found in possession of such material after commencement of examination- whether in use or not- he/she is liable to be disqualified. Cellular phones, pager and other Electronic devices are not allowed during the examination. Candidates must deposit these items in the custody of the supervisory staff well before the commencement of the Examination.
3. A candidate, who reports after 30 minutes of the commencement of the Examination, shall not be permitted to take the Examination.
4. Write your Roll No./Enrollment No. neatly and correctly on the right side of Answer Book in the box shown below the caption "To be filled by the candidate".
5. Write carefully the Name of Examination, Name of the Subject, Name of Paper/Course, Date of Examination at two places viz on the right side and on the left side of the cover page of the Answer Book at the space provided for purpose.
6. Mention the same Question No. against the answer of a question as given in the Question paper.
7. **After the declaration of result**, if the result of any candidate is captioned as PMA/LO/IR/DE/, he/she should immediately bring it to the notice of the Tabulation Section of Examination Wing within 15 days positively, failing which no claim whatsoever shall be entertained.
8. If a candidate appears in the subject/paper in which He/She is not otherwise eligible, His/Her examination to that subject/paper shall stand automatically cancelled and the candidate will have no claim whatsoever.



# University of Kashmir, Srinagar

## Admit Card

UG 5TH & 6TH Semester Backlog Examination Batch-2015.

<b>Course:</b>	<b>BSCN</b>	<b>Roll No:</b>	<b>20573806</b>
<b>Session:</b>	<b>Bi-Ann</b>	<b>Year:</b>	<b>2020</b>
<b>Name of the Candidate:</b>	UMAR FAROOQ		
<b>Son/Daughter of:</b>	FAROOQ AHMAD RATHER		
<b>Centre No:</b>	1		
<b>Name of the Centre:</b>	GOVT DEGREE COLLEGE, ANANTNAG (BOYS)		
<b>Subject(s) in which to be Examined:</b>	MA06		



Please admit the candidate (Provisionally) in the center for the subjects(s) mentioned in the statement to be held on the dates as given in the Date Sheet

**Sd/-**  
**Deputy controller of Examination**

### Important Examination and Result Guidelines:

While attempting your question paper in the examination hall, you have to strictly abide by various instructions which are printed on the cover page of each Answer Book. Some of the important guidelines are reproduced here for your benefit.

**Note: The appearance of the candidate is purely on provisional basis subject to determination of eligibility**

1. Always keep the Examination Admit Card/Roll No. Slip with you and show it the supervisory staff/inspection team on duty as and when required/demanded.
2. No candidate shall be allowed to carry inside the Examination Hall, any textual material, printed or written, bits of paper or any other material of like nature. If any candidate is found in possession of such material after commencement of examination- whether in use or not- he/she is liable to be disqualified. Cellular phones, pager and other Electronic devices are not allowed during the examination. Candidates must deposit these items in the custody of the supervisory staff well before the commencement of the Examination.
3. A candidate, who reports after 30 minutes of the commencement of the Examination, shall not be permitted to take the Examination.
4. Write your Roll No./Enrollment No. neatly and correctly on the right side of Answer Book in the box shown below the caption "To be filled by the candidate".
5. Write carefully the Name of Examination, Name of the Subject, Name of Paper/Course, Date of Examination at two places viz on the right side and on the left side of the cover page of the Answer Book at the space provided for purpose.
6. Mention the same Question No. against the answer of a question as given in the Question paper.
7. **After the declaration of result**, if the result of any candidate is captioned as PMA/LO/IR/DE/, he/she should immediately bring it to the notice of the Tabulation Section of Examination Wing within 15 days positively, failing which no claim whatsoever shall be entertained.
8. If a candidate appears in the subject/paper in which He/She is not otherwise eligible, His/Her examination to that subject/paper shall stand automatically cancelled and the candidate will have no claim whatsoever.



# University of Kashmir, Srinagar

## Admit Card

UG 5TH & 6TH Semester Backlog Examination Batch-2015.

<b>Course:</b>	<b>BSCN</b>	<b>Roll No:</b>	<b>20573807</b>
<b>Session:</b>	<b>Bi-Ann</b>	<b>Year:</b>	<b>2020</b>
<b>Name of the Candidate:</b>	SHAHBAZ HYDER GANIE		
<b>Son/Daughter of:</b>	MOHD JABAR GANIE		
<b>Centre No:</b>	1		
<b>Name of the Centre:</b>	GOVT DEGREE COLLEGE, ANANTNAG (BOYS)		
<b>Subject(s) in which to be Examined:</b>	PHY06		



Please admit the candidate (Provisionally) in the center for the subjects(s) mentioned in the statement to be held on the dates as given in the Date Sheet

**Sd/-**  
**Deputy controller of Examination**

### Important Examination and Result Guidelines:

While attempting your question paper in the examination hall, you have to strictly abide by various instructions which are printed on the cover page of each Answer Book. Some of the important guidelines are reproduced here for your benefit.

**Note: The appearance of the candidate is purely on provisional basis subject to determination of eligibility**

1. Always keep the Examination Admit Card/Roll No. Slip with you and show it the supervisory staff/inspection team on duty as and when required/demanded.
2. No candidate shall be allowed to carry inside the Examination Hall, any textual material, printed or written, bits of paper or any other material of like nature. If any candidate is found in possession of such material after commencement of examination- whether in use or not- he/she is liable to be disqualified. Cellular phones, pager and other Electronic devices are not allowed during the examination. Candidates must deposit these items in the custody of the supervisory staff well before the commencement of the Examination.
3. A candidate, who reports after 30 minutes of the commencement of the Examination, shall not be permitted to take the Examination.
4. Write your Roll No./Enrollment No. neatly and correctly on the right side of Answer Book in the box shown below the caption "To be filled by the candidate".
5. Write carefully the Name of Examination, Name of the Subject, Name of Paper/Course, Date of Examination at two places viz on the right side and on the left side of the cover page of the Answer Book at the space provided for purpose.
6. Mention the same Question No. against the answer of a question as given in the Question paper.
7. **After the declaration of result**, if the result of any candidate is captioned as PMA/LO/IR/DE/, he/she should immediately bring it to the notice of the Tabulation Section of Examination Wing within 15 days positively, failing which no claim whatsoever shall be entertained.
8. If a candidate appears in the subject/paper in which He/She is not otherwise eligible, His/Her examination to that subject/paper shall stand automatically cancelled and the candidate will have no claim whatsoever.



# University of Kashmir, Srinagar

## Admit Card

UG 5TH & 6TH Semester Backlog Examination Batch-2015.

<b>Course:</b>	<b>BSCN</b>	<b>Roll No:</b>	<b>20573808</b>
<b>Session:</b>	<b>Bi-Ann</b>	<b>Year:</b>	<b>2020</b>
<b>Name of the Candidate:</b>	MUNEEB LATEEF		
<b>Son/Daughter of:</b>	LATEEF AHMAD WANI		
<b>Centre No:</b>	1		
<b>Name of the Centre:</b>	GOVT DEGREE COLLEGE, ANANTNAG (BOYS)		
<b>Subject(s) in which to be Examined:</b>	PHY06		



Please admit the candidate (Provisionally) in the center for the subjects(s) mentioned in the statement to be held on the dates as given in the Date Sheet

**Sd/-**  
**Deputy controller of Examination**

### Important Examination and Result Guidelines:

While attempting your question paper in the examination hall, you have to strictly abide by various instructions which are printed on the cover page of each Answer Book. Some of the important guidelines are reproduced here for your benefit.

**Note: The appearance of the candidate is purely on provisional basis subject to determination of eligibility**


1. Always keep the Examination Admit Card/Roll No. Slip with you and show it the supervisory staff/inspection team on duty as and when required/demanded.
2. No candidate shall be allowed to carry inside the Examination Hall, any textual material, printed or written, bits of paper or any other material of like nature. If any candidate is found in possession of such material after commencement of examination- whether in use or not- he/she is liable to be disqualified. Cellular phones, pager and other Electronic devices are not allowed during the examination. Candidates must deposit these items in the custody of the supervisory staff well before the commencement of the Examination.
3. A candidate, who reports after 30 minutes of the commencement of the Examination, shall not be permitted to take the Examination.
4. Write your Roll No./Enrollment No. neatly and correctly on the right side of Answer Book in the box shown below the caption "To be filled by the candidate".
5. Write carefully the Name of Examination, Name of the Subject, Name of Paper/Course, Date of Examination at two places viz on the right side and on the left side of the cover page of the Answer Book at the space provided for purpose.
6. Mention the same Question No. against the answer of a question as given in the Question paper.
7. **After the declaration of result**, if the result of any candidate is captioned as PMA/LO/IR/DE/, he/she should immediately bring it to the notice of the Tabulation Section of Examination Wing within 15 days positively, failing which no claim whatsoever shall be entertained.
8. If a candidate appears in the subject/paper in which He/She is not otherwise eligible, His/Her examination to that subject/paper shall stand automatically cancelled and the candidate will have no claim whatsoever.



# University of Kashmir, Srinagar

## Admit Card

UG 5TH & 6TH Semester Backlog Examination Batch-2015.

<b>Course:</b>	<b>BSCN</b>	<b>Roll No:</b>	<b>20573809</b>
<b>Session:</b>	<b>Bi-Ann</b>	<b>Year:</b>	<b>2020</b>
<b>Name of the Candidate:</b>	NASIR UD DIN SOHIL		
<b>Son/Daughter of:</b>	ALIF UD DIN SOHIL		
<b>Centre No:</b>	1		
<b>Name of the Centre:</b>	GOVT DEGREE COLLEGE, ANANTNAG (BOYS)		
<b>Subject(s) in which to be Examined:</b>	MA06-PHY06		

Please admit the candidate (Provisionally) in the center for the subjects(s) mentioned in the statement to be held on the dates as given in the Date Sheet

**Sd/-**  
**Deputy controller of Examination**

### Important Examination and Result Guidelines:

While attempting your question paper in the examination hall, you have to strictly abide by various instructions which are printed on the cover page of each Answer Book. Some of the important guidelines are reproduced here for your benefit.

**Note: The appearance of the candidate is purely on provisional basis subject to determination of eligibility**

1. Always keep the Examination Admit Card/Roll No. Slip with you and show it the supervisory staff/inspection team on duty as and when required/demanded.
2. No candidate shall be allowed to carry inside the Examination Hall, any textual material, printed or written, bits of paper or any other material of like nature. If any candidate is found in possession of such material after commencement of examination- whether in use or not- he/she is liable to be disqualified. Cellular phones, pager and other Electronic devices are not allowed during the examination. Candidates must deposit these items in the custody of the supervisory staff well before the commencement of the Examination.
3. A candidate, who reports after 30 minutes of the commencement of the Examination, shall not be permitted to take the Examination.
4. Write your Roll No./Enrollment No. neatly and correctly on the right side of Answer Book in the box shown below the caption "To be filled by the candidate".
5. Write carefully the Name of Examination, Name of the Subject, Name of Paper/Course, Date of Examination at two places viz on the right side and on the left side of the cover page of the Answer Book at the space provided for purpose.
6. Mention the same Question No. against the answer of a question as given in the Question paper.
7. **After the declaration of result**, if the result of any candidate is captioned as PMA/LO/IR/DE/, he/she should immediately bring it to the notice of the Tabulation Section of Examination Wing within 15 days positively, failing which no claim whatsoever shall be entertained.
8. If a candidate appears in the subject/paper in which He/She is not otherwise eligible, His/Her examination to that subject/paper shall stand automatically cancelled and the candidate will have no claim whatsoever.



# University of Kashmir, Srinagar

## Admit Card

UG 5TH & 6TH Semester Backlog Examination Batch-2015.

<b>Course:</b>	<b>BSCN</b>	<b>Roll No:</b>	<b>20573810</b>
<b>Session:</b>	<b>Bi-Ann</b>	<b>Year:</b>	<b>2020</b>
<b>Name of the Candidate:</b>	RAHIL AHMAD GANIE		
<b>Son/Daughter of:</b>	MOHD RAFIQ GANIE		
<b>Centre No:</b>	1		
<b>Name of the Centre:</b>	GOVT DEGREE COLLEGE, ANANTNAG (BOYS)		
<b>Subject(s) in which to be Examined:</b>	PHY06		



Please admit the candidate (Provisionally) in the center for the subjects(s) mentioned in the statement to be held on the dates as given in the Date Sheet

**Sd/-**  
**Deputy controller of Examination**

### Important Examination and Result Guidelines:

While attempting your question paper in the examination hall, you have to strictly abide by various instructions which are printed on the cover page of each Answer Book. Some of the important guidelines are reproduced here for your benefit.

**Note: The appearance of the candidate is purely on provisional basis subject to determination of eligibility**

1. Always keep the Examination Admit Card/Roll No. Slip with you and show it the supervisory staff/inspection team on duty as and when required/demanded.
2. No candidate shall be allowed to carry inside the Examination Hall, any textual material, printed or written, bits of paper or any other material of like nature. If any candidate is found in possession of such material after commencement of examination- whether in use or not- he/she is liable to be disqualified. Cellular phones, pager and other Electronic devices are not allowed during the examination. Candidates must deposit these items in the custody of the supervisory staff well before the commencement of the Examination.
3. A candidate, who reports after 30 minutes of the commencement of the Examination, shall not be permitted to take the Examination.
4. Write your Roll No./Enrollment No. neatly and correctly on the right side of Answer Book in the box shown below the caption "To be filled by the candidate".
5. Write carefully the Name of Examination, Name of the Subject, Name of Paper/Course, Date of Examination at two places viz on the right side and on the left side of the cover page of the Answer Book at the space provided for purpose.
6. Mention the same Question No. against the answer of a question as given in the Question paper.
7. **After the declaration of result**, if the result of any candidate is captioned as PMA/LO/IR/DE/, he/she should immediately bring it to the notice of the Tabulation Section of Examination Wing within 15 days positively, failing which no claim whatsoever shall be entertained.
8. If a candidate appears in the subject/paper in which He/She is not otherwise eligible, His/Her examination to that subject/paper shall stand automatically cancelled and the candidate will have no claim whatsoever.



# University of Kashmir, Srinagar

## Admit Card

UG 5TH & 6TH Semester Backlog Examination Batch-2015.

<b>Course:</b>	<b>BSCN</b>	<b>Roll No:</b>	<b>20573811</b>
<b>Session:</b>	<b>Bi-Ann</b>	<b>Year:</b>	<b>2020</b>
<b>Name of the Candidate:</b>	SHAFKAT IRSHAD KHAN		
<b>Son/Daughter of:</b>	IRSHAD AHMAD KHAN		
<b>Centre No:</b>	1		
<b>Name of the Centre:</b>	GOVT DEGREE COLLEGE, ANANTNAG (BOYS)		
<b>Subject(s) in which to be Examined:</b>	PHY06		



Please admit the candidate (Provisionally) in the center for the subjects(s) mentioned in the statement to be held on the dates as given in the Date Sheet

**Sd/-**  
**Deputy controller of Examination**

### Important Examination and Result Guidelines:

While attempting your question paper in the examination hall, you have to strictly abide by various instructions which are printed on the cover page of each Answer Book. Some of the important guidelines are reproduced here for your benefit.

**Note: The appearance of the candidate is purely on provisional basis subject to determination of eligibility**

1. Always keep the Examination Admit Card/Roll No. Slip with you and show it the supervisory staff/inspection team on duty as and when required/demanded.
2. No candidate shall be allowed to carry inside the Examination Hall, any textual material, printed or written, bits of paper or any other material of like nature. If any candidate is found in possession of such material after commencement of examination- whether in use or not- he/she is liable to be disqualified. Cellular phones, pager and other Electronic devices are not allowed during the examination. Candidates must deposit these items in the custody of the supervisory staff well before the commencement of the Examination.
3. A candidate, who reports after 30 minutes of the commencement of the Examination, shall not be permitted to take the Examination.
4. Write your Roll No./Enrollment No. neatly and correctly on the right side of Answer Book in the box shown below the caption "To be filled by the candidate".
5. Write carefully the Name of Examination, Name of the Subject, Name of Paper/Course, Date of Examination at two places viz on the right side and on the left side of the cover page of the Answer Book at the space provided for purpose.
6. Mention the same Question No. against the answer of a question as given in the Question paper.
7. **After the declaration of result**, if the result of any candidate is captioned as PMA/LO/IR/DE/, he/she should immediately bring it to the notice of the Tabulation Section of Examination Wing within 15 days positively, failing which no claim whatsoever shall be entertained.
8. If a candidate appears in the subject/paper in which He/She is not otherwise eligible, His/Her examination to that subject/paper shall stand automatically cancelled and the candidate will have no claim whatsoever.



# University of Kashmir, Srinagar

## Admit Card

UG 5TH & 6TH Semester Backlog Examination Batch-2015.

<b>Course:</b>	<b>BSCN</b>	<b>Roll No:</b>	<b>20573812</b>
<b>Session:</b>	<b>Bi-Ann</b>	<b>Year:</b>	<b>2020</b>
<b>Name of the Candidate:</b>	MOHAMMAD SUHAIL NAJAR		
<b>Son/Daughter of:</b>	MOHAMMAD IQBAL NAJAR		
<b>Centre No:</b>	1		
<b>Name of the Centre:</b>	GOVT DEGREE COLLEGE, ANANTNAG (BOYS)		
<b>Subject(s) in which to be Examined:</b>	PHY06		



Please admit the candidate (Provisionally) in the center for the subjects(s) mentioned in the statement to be held on the dates as given in the Date Sheet

**Sd/-**  
**Deputy controller of Examination**

### Important Examination and Result Guidelines:

While attempting your question paper in the examination hall, you have to strictly abide by various instructions which are printed on the cover page of each Answer Book. Some of the important guidelines are reproduced here for your benefit.

**Note: The appearance of the candidate is purely on provisional basis subject to determination of eligibility**

1. Always keep the Examination Admit Card/Roll No. Slip with you and show it the supervisory staff/inspection team on duty as and when required/demanded.
2. No candidate shall be allowed to carry inside the Examination Hall, any textual material, printed or written, bits of paper or any other material of like nature. If any candidate is found in possession of such material after commencement of examination- whether in use or not- he/she is liable to be disqualified. Cellular phones, pager and other Electronic devices are not allowed during the examination. Candidates must deposit these items in the custody of the supervisory staff well before the commencement of the Examination.
3. A candidate, who reports after 30 minutes of the commencement of the Examination, shall not be permitted to take the Examination.
4. Write your Roll No./Enrollment No. neatly and correctly on the right side of Answer Book in the box shown below the caption "To be filled by the candidate".
5. Write carefully the Name of Examination, Name of the Subject, Name of Paper/Course, Date of Examination at two places viz on the right side and on the left side of the cover page of the Answer Book at the space provided for purpose.
6. Mention the same Question No. against the answer of a question as given in the Question paper.
7. **After the declaration of result**, if the result of any candidate is captioned as PMA/LO/IR/DE/, he/she should immediately bring it to the notice of the Tabulation Section of Examination Wing within 15 days positively, failing which no claim whatsoever shall be entertained.
8. If a candidate appears in the subject/paper in which He/She is not otherwise eligible, His/Her examination to that subject/paper shall stand automatically cancelled and the candidate will have no claim whatsoever.





# University of Kashmir, Srinagar

## Admit Card

UG 5TH & 6TH Semester Backlog Examination Batch-2015.

<b>Course:</b>	<b>BSCN</b>	<b>Roll No:</b>	<b>20573813</b>
<b>Session:</b>	<b>Bi-Ann</b>	<b>Year:</b>	<b>2020</b>
<b>Name of the Candidate:</b>	HAMID REYAZ		
<b>Son/Daughter of:</b>	REYAZ AHMAD NAJAR		
<b>Centre No:</b>	1		
<b>Name of the Centre:</b>	GOVT DEGREE COLLEGE, ANANTNAG (BOYS)		
<b>Subject(s) in which to be Examined:</b>	PHY06		



Please admit the candidate (Provisionally) in the center for the subjects(s) mentioned in the statement to be held on the dates as given in the Date Sheet

**Sd/-**  
**Deputy controller of Examination**

### Important Examination and Result Guidelines:

While attempting your question paper in the examination hall, you have to strictly abide by various instructions which are printed on the cover page of each Answer Book. Some of the important guidelines are reproduced here for your benefit.

**Note: The appearance of the candidate is purely on provisional basis subject to determination of eligibility**

1. Always keep the Examination Admit Card/Roll No. Slip with you and show it the supervisory staff/inspection team on duty as and when required/demanded.
2. No candidate shall be allowed to carry inside the Examination Hall, any textual material, printed or written, bits of paper or any other material of like nature. If any candidate is found in possession of such material after commencement of examination- whether in use or not- he/she is liable to be disqualified. Cellular phones, pager and other Electronic devices are not allowed during the examination. Candidates must deposit these items in the custody of the supervisory staff well before the commencement of the Examination.
3. A candidate, who reports after 30 minutes of the commencement of the Examination, shall not be permitted to take the Examination.
4. Write your Roll No./Enrollment No. neatly and correctly on the right side of Answer Book in the box shown below the caption "To be filled by the candidate".
5. Write carefully the Name of Examination, Name of the Subject, Name of Paper/Course, Date of Examination at two places viz on the right side and on the left side of the cover page of the Answer Book at the space provided for purpose.
6. Mention the same Question No. against the answer of a question as given in the Question paper.
7. **After the declaration of result**, if the result of any candidate is captioned as PMA/LO/IR/DE/, he/she should immediately bring it to the notice of the Tabulation Section of Examination Wing within 15 days positively, failing which no claim whatsoever shall be entertained.
8. If a candidate appears in the subject/paper in which He/She is not otherwise eligible, His/Her examination to that subject/paper shall stand automatically cancelled and the candidate will have no claim whatsoever.



# University of Kashmir, Srinagar

## Admit Card

UG 5TH & 6TH Semester Backlog Examination Batch-2015.

<b>Course:</b>	<b>BSCN</b>	<b>Roll No:</b>	<b>20573814</b>
<b>Session:</b>	<b>Bi-Ann</b>	<b>Year:</b>	<b>2020</b>
<b>Name of the Candidate:</b>	TALIB SULTAN KUMAR		
<b>Son/Daughter of:</b>	MOHAMMAD SULTAN KUMAR		
<b>Centre No:</b>	1		
<b>Name of the Centre:</b>	GOVT DEGREE COLLEGE, ANANTNAG (BOYS)		
<b>Subject(s) in which to be Examined:</b>	MA06		



Please admit the candidate (Provisionally) in the center for the subjects(s) mentioned in the statement to be held on the dates as given in the Date Sheet

**Sd/-**  
**Deputy controller of Examination**

### Important Examination and Result Guidelines:

While attempting your question paper in the examination hall, you have to strictly abide by various instructions which are printed on the cover page of each Answer Book. Some of the important guidelines are reproduced here for your benefit.

**Note: The appearance of the candidate is purely on provisional basis subject to determination of eligibility**

1. Always keep the Examination Admit Card/Roll No. Slip with you and show it the supervisory staff/inspection team on duty as and when required/demanded.
2. No candidate shall be allowed to carry inside the Examination Hall, any textual material, printed or written, bits of paper or any other material of like nature. If any candidate is found in possession of such material after commencement of examination- whether in use or not- he/she is liable to be disqualified. Cellular phones, pager and other Electronic devices are not allowed during the examination. Candidates must deposit these items in the custody of the supervisory staff well before the commencement of the Examination.
3. A candidate, who reports after 30 minutes of the commencement of the Examination, shall not be permitted to take the Examination.
4. Write your Roll No./Enrollment No. neatly and correctly on the right side of Answer Book in the box shown below the caption "To be filled by the candidate".
5. Write carefully the Name of Examination, Name of the Subject, Name of Paper/Course, Date of Examination at two places viz on the right side and on the left side of the cover page of the Answer Book at the space provided for purpose.
6. Mention the same Question No. against the answer of a question as given in the Question paper.
7. **After the declaration of result**, if the result of any candidate is captioned as PMA/LO/IR/DE/, he/she should immediately bring it to the notice of the Tabulation Section of Examination Wing within 15 days positively, failing which no claim whatsoever shall be entertained.
8. If a candidate appears in the subject/paper in which He/She is not otherwise eligible, His/Her examination to that subject/paper shall stand automatically cancelled and the candidate will have no claim whatsoever.




# University of Kashmir, Srinagar

## Admit Card

UG 5TH & 6TH Semester Backlog Examination Batch-2015.

<b>Course:</b>	<b>BSCN</b>	<b>Roll No:</b>	<b>20573815</b>
<b>Session:</b>	<b>Bi-Ann</b>	<b>Year:</b>	<b>2020</b>
<b>Name of the Candidate:</b>	YASIR AHMAD BHAT		
<b>Son/Daughter of:</b>	MANZOOR AHMAD BHAT		
<b>Centre No:</b>	1		
<b>Name of the Centre:</b>	GOVT DEGREE COLLEGE, ANANTNAG (BOYS)		
<b>Subject(s) in which to be Examined:</b>	MA06		



Please admit the candidate (Provisionally) in the center for the subjects(s) mentioned in the statement to be held on the dates as given in the Date Sheet

**Sd/-**  
**Deputy controller of Examination**

### Important Examination and Result Guidelines:

While attempting your question paper in the examination hall, you have to strictly abide by various instructions which are printed on the cover page of each Answer Book. Some of the important guidelines are reproduced here for your benefit.

**Note: The appearance of the candidate is purely on provisional basis subject to determination of eligibility**

1. Always keep the Examination Admit Card/Roll No. Slip with you and show it the supervisory staff/inspection team on duty as and when required/demanded.
2. No candidate shall be allowed to carry inside the Examination Hall, any textual material, printed or written, bits of paper or any other material of like nature. If any candidate is found in possession of such material after commencement of examination- whether in use or not- he/she is liable to be disqualified. Cellular phones, pager and other Electronic devices are not allowed during the examination. Candidates must deposit these items in the custody of the supervisory staff well before the commencement of the Examination.
3. A candidate, who reports after 30 minutes of the commencement of the Examination, shall not be permitted to take the Examination.
4. Write your Roll No./Enrollment No. neatly and correctly on the right side of Answer Book in the box shown below the caption "To be filled by the candidate".
5. Write carefully the Name of Examination, Name of the Subject, Name of Paper/Course, Date of Examination at two places viz on the right side and on the left side of the cover page of the Answer Book at the space provided for purpose.
6. Mention the same Question No. against the answer of a question as given in the Question paper.
7. **After the declaration of result**, if the result of any candidate is captioned as PMA/LO/IR/DE/, he/she should immediately bring it to the notice of the Tabulation Section of Examination Wing within 15 days positively, failing which no claim whatsoever shall be entertained.
8. If a candidate appears in the subject/paper in which He/She is not otherwise eligible, His/Her examination to that subject/paper shall stand automatically cancelled and the candidate will have no claim whatsoever.



# University of Kashmir, Srinagar

## Admit Card

UG 5TH & 6TH Semester Backlog Examination Batch-2015.

<b>Course:</b>	<b>BSCN</b>	<b>Roll No:</b>	<b>20573816</b>
<b>Session:</b>	<b>Bi-Ann</b>	<b>Year:</b>	<b>2020</b>
<b>Name of the Candidate:</b>	AEJAZ AHMAD GANIE		
<b>Son/Daughter of:</b>	MOHAMMAD AMIN GANIE		
<b>Centre No:</b>	1		
<b>Name of the Centre:</b>	GOVT DEGREE COLLEGE, ANANTNAG (BOYS)		
<b>Subject(s) in which to be Examined:</b>	MA06		



Please admit the candidate (Provisionally) in the center for the subjects(s) mentioned in the statement to be held on the dates as given in the Date Sheet

**Sd/-**  
**Deputy controller of Examination**

### Important Examination and Result Guidelines:

While attempting your question paper in the examination hall, you have to strictly abide by various instructions which are printed on the cover page of each Answer Book. Some of the important guidelines are reproduced here for your benefit.

**Note: The appearance of the candidate is purely on provisional basis subject to determination of eligibility**


1. Always keep the Examination Admit Card/Roll No. Slip with you and show it the supervisory staff/inspection team on duty as and when required/demanded.
2. No candidate shall be allowed to carry inside the Examination Hall, any textual material, printed or written, bits of paper or any other material of like nature. If any candidate is found in possession of such material after commencement of examination- whether in use or not- he/she is liable to be disqualified. Cellular phones, pager and other Electronic devices are not allowed during the examination. Candidates must deposit these items in the custody of the supervisory staff well before the commencement of the Examination.
3. A candidate, who reports after 30 minutes of the commencement of the Examination, shall not be permitted to take the Examination.
4. Write your Roll No./Enrollment No. neatly and correctly on the right side of Answer Book in the box shown below the caption "To be filled by the candidate".
5. Write carefully the Name of Examination, Name of the Subject, Name of Paper/Course, Date of Examination at two places viz on the right side and on the left side of the cover page of the Answer Book at the space provided for purpose.
6. Mention the same Question No. against the answer of a question as given in the Question paper.
7. **After the declaration of result**, if the result of any candidate is captioned as PMA/LO/IR/DE/, he/she should immediately bring it to the notice of the Tabulation Section of Examination Wing within 15 days positively, failing which no claim whatsoever shall be entertained.
8. If a candidate appears in the subject/paper in which He/She is not otherwise eligible, His/Her examination to that subject/paper shall stand automatically cancelled and the candidate will have no claim whatsoever.



# University of Kashmir, Srinagar

## Admit Card

UG 5TH & 6TH Semester Backlog Examination Batch-2015.

<b>Course:</b>	<b>BSCN</b>	<b>Roll No:</b>	<b>20573817</b>
<b>Session:</b>	<b>Bi-Ann</b>	<b>Year:</b>	<b>2020</b>
<b>Name of the Candidate:</b>	AADIL YOQOOB BHAT		
<b>Son/Daughter of:</b>	MOHAMMAD YOQOOB BHAT		
<b>Centre No:</b>	1		
<b>Name of the Centre:</b>	GOVT DEGREE COLLEGE, ANANTNAG (BOYS)		
<b>Subject(s) in which to be Examined:</b>	PHY06		

Please admit the candidate (Provisionally) in the center for the subjects(s) mentioned in the statement to be held on the dates as given in the Date Sheet

**Sd/-**  
**Deputy controller of Examination**

### Important Examination and Result Guidelines:

While attempting your question paper in the examination hall, you have to strictly abide by various instructions which are printed on the cover page of each Answer Book. Some of the important guidelines are reproduced here for your benefit.

**Note: The appearance of the candidate is purely on provisional basis subject to determination of eligibility**

1. Always keep the Examination Admit Card/Roll No. Slip with you and show it the supervisory staff/inspection team on duty as and when required/demanded.
2. No candidate shall be allowed to carry inside the Examination Hall, any textual material, printed or written, bits of paper or any other material of like nature. If any candidate is found in possession of such material after commencement of examination- whether in use or not- he/she is liable to be disqualified. Cellular phones, pager and other Electronic devices are not allowed during the examination. Candidates must deposit these items in the custody of the supervisory staff well before the commencement of the Examination.
3. A candidate, who reports after 30 minutes of the commencement of the Examination, shall not be permitted to take the Examination.
4. Write your Roll No./Enrollment No. neatly and correctly on the right side of Answer Book in the box shown below the caption "To be filled by the candidate".
5. Write carefully the Name of Examination, Name of the Subject, Name of Paper/Course, Date of Examination at two places viz on the right side and on the left side of the cover page of the Answer Book at the space provided for purpose.
6. Mention the same Question No. against the answer of a question as given in the Question paper.
7. **After the declaration of result**, if the result of any candidate is captioned as PMA/LO/IR/DE/, he/she should immediately bring it to the notice of the Tabulation Section of Examination Wing within 15 days positively, failing which no claim whatsoever shall be entertained.
8. If a candidate appears in the subject/paper in which He/She is not otherwise eligible, His/Her examination to that subject/paper shall stand automatically cancelled and the candidate will have no claim whatsoever.



# University of Kashmir, Srinagar

## Admit Card

UG 5TH & 6TH Semester Backlog Examination Batch-2015.

<b>Course:</b>	<b>BSCN</b>	<b>Roll No:</b>	<b>20573818</b>
<b>Session:</b>	<b>Bi-Ann</b>	<b>Year:</b>	<b>2020</b>
<b>Name of the Candidate:</b>	AUKIB HUSSAIN DAR		
<b>Son/Daughter of:</b>	GULL MOHAMMAD DAR		
<b>Centre No:</b>	1		
<b>Name of the Centre:</b>	GOVT DEGREE COLLEGE, ANANTNAG (BOYS)		
<b>Subject(s) in which to be Examined:</b>	PHY06		



Please admit the candidate (Provisionally) in the center for the subjects(s) mentioned in the statement to be held on the dates as given in the Date Sheet

**Sd/-**  
**Deputy controller of Examination**

### Important Examination and Result Guidelines:

While attempting your question paper in the examination hall, you have to strictly abide by various instructions which are printed on the cover page of each Answer Book. Some of the important guidelines are reproduced here for your benefit.

**Note: The appearance of the candidate is purely on provisional basis subject to determination of eligibility**


1. Always keep the Examination Admit Card/Roll No. Slip with you and show it the supervisory staff/inspection team on duty as and when required/demanded.
2. No candidate shall be allowed to carry inside the Examination Hall, any textual material, printed or written, bits of paper or any other material of like nature. If any candidate is found in possession of such material after commencement of examination- whether in use or not- he/she is liable to be disqualified. Cellular phones, pager and other Electronic devices are not allowed during the examination. Candidates must deposit these items in the custody of the supervisory staff well before the commencement of the Examination.
3. A candidate, who reports after 30 minutes of the commencement of the Examination, shall not be permitted to take the Examination.
4. Write your Roll No./Enrollment No. neatly and correctly on the right side of Answer Book in the box shown below the caption "To be filled by the candidate".
5. Write carefully the Name of Examination, Name of the Subject, Name of Paper/Course, Date of Examination at two places viz on the right side and on the left side of the cover page of the Answer Book at the space provided for purpose.
6. Mention the same Question No. against the answer of a question as given in the Question paper.
7. **After the declaration of result**, if the result of any candidate is captioned as PMA/LO/IR/DE/, he/she should immediately bring it to the notice of the Tabulation Section of Examination Wing within 15 days positively, failing which no claim whatsoever shall be entertained.
8. If a candidate appears in the subject/paper in which He/She is not otherwise eligible, His/Her examination to that subject/paper shall stand automatically cancelled and the candidate will have no claim whatsoever.



# University of Kashmir, Srinagar

## Admit Card

UG 5TH & 6TH Semester Backlog Examination Batch-2015.

<b>Course:</b>	<b>BSCN</b>	<b>Roll No:</b>	<b>20573819</b>
<b>Session:</b>	Bi-Ann	<b>Year:</b>	2020
<b>Name of the Candidate:</b>	MIR MUNEEB ISHAQ		
<b>Son/Daughter of:</b>	MOHD ISHAQ MIR		
<b>Centre No:</b>	1		
<b>Name of the Centre:</b>	GOVT DEGREE COLLEGE, ANANTNAG (BOYS)		
<b>Subject(s) in which to be Examined:</b>	MA06		

Please admit the candidate (Provisionally) in the center for the subjects(s) mentioned in the statement to be held on the dates as given in the Date Sheet

Sd/-  
Deputy controller of Examination

### Important Examination and Result Guidelines:

While attempting your question paper in the examination hall, you have to strictly abide by various instructions which are printed on the cover page of each Answer Book. Some of the important guidelines are reproduced here for your benefit.

**Note: The appearance of the candidate is purely on provisional basis subject to determination of eligibility**

1. Always keep the Examination Admit Card/Roll No. Slip with you and show it the supervisory staff/inspection team on duty as and when required/demanded.
2. No candidate shall be allowed to carry inside the Examination Hall, any textual material, printed or written, bits of paper or any other material of like nature. If any candidate is found in possession of such material after commencement of examination- whether in use or not- he/she is liable to be disqualified. Cellular phones, pager and other Electronic devices are not allowed during the examination. Candidates must deposit these items in the custody of the supervisory staff well before the commencement of the Examination.
3. A candidate, who reports after 30 minutes of the commencement of the Examination, shall not be permitted to take the Examination.
4. Write your Roll No./Enrollment No. neatly and correctly on the right side of Answer Book in the box shown below the caption "To be filled by the candidate".
5. Write carefully the Name of Examination, Name of the Subject, Name of Paper/Course, Date of Examination at two places viz on the right side and on the left side of the cover page of the Answer Book at the space provided for purpose.
6. Mention the same Question No. against the answer of a question as given in the Question paper.
7. **After the declaration of result**, if the result of any candidate is captioned as PMA/LO/IR/DE/, he/she should immediately bring it to the notice of the Tabulation Section of Examination Wing within 15 days positively, failing which no claim whatsoever shall be entertained.
8. If a candidate appears in the subject/paper in which He/She is not otherwise eligible, His/Her examination to that subject/paper shall stand automatically cancelled and the candidate will have no claim whatsoever.



# University of Kashmir, Srinagar

## Admit Card

UG 5TH & 6TH Semester Backlog Examination Batch-2015.

<b>Course:</b>	<b>BSCN</b>	<b>Roll No:</b>	<b>20573820</b>
<b>Session:</b>	<b>Bi-Ann</b>	<b>Year:</b>	<b>2020</b>
<b>Name of the Candidate:</b>	BHAT JUNAID UL ALAM		
<b>Son/Daughter of:</b>	MOHD YOUSUF BHAT		
<b>Centre No:</b>	1		
<b>Name of the Centre:</b>	GOVT DEGREE COLLEGE, ANANTNAG (BOYS)		
<b>Subject(s) in which to be Examined:</b>	MA06-PHY06		



Please admit the candidate (Provisionally) in the center for the subjects(s) mentioned in the statement to be held on the dates as given in the Date Sheet

**Sd/-**  
**Deputy controller of Examination**

### Important Examination and Result Guidelines:

While attempting your question paper in the examination hall, you have to strictly abide by various instructions which are printed on the cover page of each Answer Book. Some of the important guidelines are reproduced here for your benefit.

**Note: The appearance of the candidate is purely on provisional basis subject to determination of eligibility**

1. Always keep the Examination Admit Card/Roll No. Slip with you and show it the supervisory staff/inspection team on duty as and when required/demanded.
2. No candidate shall be allowed to carry inside the Examination Hall, any textual material, printed or written, bits of paper or any other material of like nature. If any candidate is found in possession of such material after commencement of examination- whether in use or not- he/she is liable to be disqualified. Cellular phones, pager and other Electronic devices are not allowed during the examination. Candidates must deposit these items in the custody of the supervisory staff well before the commencement of the Examination.
3. A candidate, who reports after 30 minutes of the commencement of the Examination, shall not be permitted to take the Examination.
4. Write your Roll No./Enrollment No. neatly and correctly on the right side of Answer Book in the box shown below the caption "To be filled by the candidate".
5. Write carefully the Name of Examination, Name of the Subject, Name of Paper/Course, Date of Examination at two places viz on the right side and on the left side of the cover page of the Answer Book at the space provided for purpose.
6. Mention the same Question No. against the answer of a question as given in the Question paper.
7. **After the declaration of result**, if the result of any candidate is captioned as PMA/LO/IR/DE/, he/she should immediately bring it to the notice of the Tabulation Section of Examination Wing within 15 days positively, failing which no claim whatsoever shall be entertained.
8. If a candidate appears in the subject/paper in which He/She is not otherwise eligible, His/Her examination to that subject/paper shall stand automatically cancelled and the candidate will have no claim whatsoever.






# University of Kashmir, Srinagar

## Admit Card

UG 5TH & 6TH Semester Backlog Examination Batch-2015.

<b>Course:</b>	<b>BSCN</b>	<b>Roll No:</b>	<b>20573821</b>
<b>Session:</b>	<b>Bi-Ann</b>	<b>Year:</b>	<b>2020</b>
<b>Name of the Candidate:</b>	SUKHMEET SINGH		
<b>Son/Daughter of:</b>	S KEERAT SINGH		
<b>Centre No:</b>	1		
<b>Name of the Centre:</b>	GOVT DEGREE COLLEGE, ANANTNAG (BOYS)		
<b>Subject(s) in which to be Examined:</b>	PHY06		



Please admit the candidate (Provisionally) in the center for the subjects(s) mentioned in the statement to be held on the dates as given in the Date Sheet

**Sd/-**  
**Deputy controller of Examination**

### Important Examination and Result Guidelines:

While attempting your question paper in the examination hall, you have to strictly abide by various instructions which are printed on the cover page of each Answer Book. Some of the important guidelines are reproduced here for your benefit.

**Note: The appearance of the candidate is purely on provisional basis subject to determination of eligibility**


1. Always keep the Examination Admit Card/Roll No. Slip with you and show it the supervisory staff/inspection team on duty as and when required/demanded.
2. No candidate shall be allowed to carry inside the Examination Hall, any textual material, printed or written, bits of paper or any other material of like nature. If any candidate is found in possession of such material after commencement of examination- whether in use or not- he/she is liable to be disqualified. Cellular phones, pager and other Electronic devices are not allowed during the examination. Candidates must deposit these items in the custody of the supervisory staff well before the commencement of the Examination.
3. A candidate, who reports after 30 minutes of the commencement of the Examination, shall not be permitted to take the Examination.
4. Write your Roll No./Enrollment No. neatly and correctly on the right side of Answer Book in the box shown below the caption "To be filled by the candidate".
5. Write carefully the Name of Examination, Name of the Subject, Name of Paper/Course, Date of Examination at two places viz on the right side and on the left side of the cover page of the Answer Book at the space provided for purpose.
6. Mention the same Question No. against the answer of a question as given in the Question paper.
7. **After the declaration of result**, if the result of any candidate is captioned as PMA/LO/IR/DE/, he/she should immediately bring it to the notice of the Tabulation Section of Examination Wing within 15 days positively, failing which no claim whatsoever shall be entertained.
8. If a candidate appears in the subject/paper in which He/She is not otherwise eligible, His/Her examination to that subject/paper shall stand automatically cancelled and the candidate will have no claim whatsoever.



# University of Kashmir, Srinagar

## Admit Card

UG 5TH & 6TH Semester Backlog Examination Batch-2015.

<b>Course:</b>	<b>BSCN</b>	<b>Roll No:</b>	<b>20573822</b>
<b>Session:</b>	<b>Bi-Ann</b>	<b>Year:</b>	<b>2020</b>
<b>Name of the Candidate:</b>	<b>BURHAN IQBAL SHAH</b>		
<b>Son/Daughter of:</b>	<b>MOHAMMAD IQBAL SHAH</b>		
<b>Centre No:</b>	<b>1</b>		
<b>Name of the Centre:</b>	<b>GOVT DEGREE COLLEGE, ANANTNAG (BOYS)</b>		
<b>Subject(s) in which to be Examined:</b>	<b>PHY06</b>		

Please admit the candidate (Provisionally) in the center for the subjects(s) mentioned in the statement to be held on the dates as given in the Date Sheet

**Sd/-**  
**Deputy controller of Examination**

### Important Examination and Result Guidelines:

While attempting your question paper in the examination hall, you have to strictly abide by various instructions which are printed on the cover page of each Answer Book. Some of the important guidelines are reproduced here for your benefit.

**Note: The appearance of the candidate is purely on provisional basis subject to determination of eligibility**

1. Always keep the Examination Admit Card/Roll No. Slip with you and show it the supervisory staff/inspection team on duty as and when required/demanded.
2. No candidate shall be allowed to carry inside the Examination Hall, any textual material, printed or written, bits of paper or any other material of like nature. If any candidate is found in possession of such material after commencement of examination- whether in use or not- he/she is liable to be disqualified. Cellular phones, pager and other Electronic devices are not allowed during the examination. Candidates must deposit these items in the custody of the supervisory staff well before the commencement of the Examination.
3. A candidate, who reports after 30 minutes of the commencement of the Examination, shall not be permitted to take the Examination.
4. Write your Roll No./Enrollment No. neatly and correctly on the right side of Answer Book in the box shown below the caption "To be filled by the candidate".
5. Write carefully the Name of Examination, Name of the Subject, Name of Paper/Course, Date of Examination at two places viz on the right side and on the left side of the cover page of the Answer Book at the space provided for purpose.
6. Mention the same Question No. against the answer of a question as given in the Question paper.
7. **After the declaration of result**, if the result of any candidate is captioned as PMA/LO/IR/DE/, he/she should immediately bring it to the notice of the Tabulation Section of Examination Wing within 15 days positively, failing which no claim whatsoever shall be entertained.
8. If a candidate appears in the subject/paper in which He/She is not otherwise eligible, His/Her examination to that subject/paper shall stand automatically cancelled and the candidate will have no claim whatsoever.




# University of Kashmir, Srinagar

## Admit Card

UG 5TH & 6TH Semester Backlog Examination Batch-2015.

<b>Course:</b>	<b>BSCN</b>	<b>Roll No:</b>	<b>20573823</b>
<b>Session:</b>	<b>Bi-Ann</b>	<b>Year:</b>	<b>2020</b>
<b>Name of the Candidate:</b>	IMTIYAZ AHMAD KHANDAY		
<b>Son/Daughter of:</b>	GH HASSAN KHANDAY		
<b>Centre No:</b>	1		
<b>Name of the Centre:</b>	GOVT DEGREE COLLEGE, ANANTNAG (BOYS)		
<b>Subject(s) in which to be Examined:</b>	MA06-PHY06		



Please admit the candidate (Provisionally) in the center for the subjects(s) mentioned in the statement to be held on the dates as given in the Date Sheet

**Sd/-**  
**Deputy controller of Examination**

### Important Examination and Result Guidelines:

While attempting your question paper in the examination hall, you have to strictly abide by various instructions which are printed on the cover page of each Answer Book. Some of the important guidelines are reproduced here for your benefit.

**Note: The appearance of the candidate is purely on provisional basis subject to determination of eligibility**

1. Always keep the Examination Admit Card/Roll No. Slip with you and show it the supervisory staff/inspection team on duty as and when required/demanded.
2. No candidate shall be allowed to carry inside the Examination Hall, any textual material, printed or written, bits of paper or any other material of like nature. If any candidate is found in possession of such material after commencement of examination- whether in use or not- he/she is liable to be disqualified. Cellular phones, pager and other Electronic devices are not allowed during the examination. Candidates must deposit these items in the custody of the supervisory staff well before the commencement of the Examination.
3. A candidate, who reports after 30 minutes of the commencement of the Examination, shall not be permitted to take the Examination.
4. Write your Roll No./Enrollment No. neatly and correctly on the right side of Answer Book in the box shown below the caption "To be filled by the candidate".
5. Write carefully the Name of Examination, Name of the Subject, Name of Paper/Course, Date of Examination at two places viz on the right side and on the left side of the cover page of the Answer Book at the space provided for purpose.
6. Mention the same Question No. against the answer of a question as given in the Question paper.
7. **After the declaration of result**, if the result of any candidate is captioned as PMA/LO/IR/DE/, he/she should immediately bring it to the notice of the Tabulation Section of Examination Wing within 15 days positively, failing which no claim whatsoever shall be entertained.
8. If a candidate appears in the subject/paper in which He/She is not otherwise eligible, His/Her examination to that subject/paper shall stand automatically cancelled and the candidate will have no claim whatsoever.



# University of Kashmir, Srinagar

## Admit Card

UG 5TH & 6TH Semester Backlog Examination Batch-2015.

<b>Course:</b>	<b>BSCN</b>	<b>Roll No:</b>	<b>20573824</b>
<b>Session:</b>	<b>Bi-Ann</b>	<b>Year:</b>	<b>2020</b>
<b>Name of the Candidate:</b>	SHAMSHAD SYEED		
<b>Son/Daughter of:</b>	MOHAMMAD SADULLAH SHEIKH		
<b>Centre No:</b>	1		
<b>Name of the Centre:</b>	GOVT DEGREE COLLEGE, ANANTNAG (BOYS)		
<b>Subject(s) in which to be Examined:</b>	PHY06		



Please admit the candidate (Provisionally) in the center for the subjects(s) mentioned in the statement to be held on the dates as given in the Date Sheet

**Sd/-**  
**Deputy controller of Examination**

### Important Examination and Result Guidelines:

While attempting your question paper in the examination hall, you have to strictly abide by various instructions which are printed on the cover page of each Answer Book. Some of the important guidelines are reproduced here for your benefit.

**Note: The appearance of the candidate is purely on provisional basis subject to determination of eligibility**

1. Always keep the Examination Admit Card/Roll No. Slip with you and show it the supervisory staff/inspection team on duty as and when required/demanded.
2. No candidate shall be allowed to carry inside the Examination Hall, any textual material, printed or written, bits of paper or any other material of like nature. If any candidate is found in possession of such material after commencement of examination- whether in use or not- he/she is liable to be disqualified. Cellular phones, pager and other Electronic devices are not allowed during the examination. Candidates must deposit these items in the custody of the supervisory staff well before the commencement of the Examination.
3. A candidate, who reports after 30 minutes of the commencement of the Examination, shall not be permitted to take the Examination.
4. Write your Roll No./Enrollment No. neatly and correctly on the right side of Answer Book in the box shown below the caption "To be filled by the candidate".
5. Write carefully the Name of Examination, Name of the Subject, Name of Paper/Course, Date of Examination at two places viz on the right side and on the left side of the cover page of the Answer Book at the space provided for purpose.
6. Mention the same Question No. against the answer of a question as given in the Question paper.
7. **After the declaration of result**, if the result of any candidate is captioned as PMA/LO/IR/DE/, he/she should immediately bring it to the notice of the Tabulation Section of Examination Wing within 15 days positively, failing which no claim whatsoever shall be entertained.
8. If a candidate appears in the subject/paper in which He/She is not otherwise eligible, His/Her examination to that subject/paper shall stand automatically cancelled and the candidate will have no claim whatsoever.



# University of Kashmir, Srinagar

## Admit Card

UG 5TH & 6TH Semester Backlog Examination Batch-2015.

<b>Course:</b>	<b>BSCN</b>	<b>Roll No:</b>	<b>20573825</b>
<b>Session:</b>	<b>Bi-Ann</b>	<b>Year:</b>	<b>2020</b>
<b>Name of the Candidate:</b>	SYED KHAJA USMAN		
<b>Son/Daughter of:</b>	SYED TARIQ AHMAD		
<b>Centre No:</b>	1		
<b>Name of the Centre:</b>	GOVT DEGREE COLLEGE, ANANTNAG (BOYS)		
<b>Subject(s) in which to be Examined:</b>	MA06-PHY06		



Please admit the candidate (Provisionally) in the center for the subjects(s) mentioned in the statement to be held on the dates as given in the Date Sheet

**Sd/-**  
**Deputy controller of Examination**

### Important Examination and Result Guidelines:

While attempting your question paper in the examination hall, you have to strictly abide by various instructions which are printed on the cover page of each Answer Book. Some of the important guidelines are reproduced here for your benefit.

**Note: The appearance of the candidate is purely on provisional basis subject to determination of eligibility**

1. Always keep the Examination Admit Card/Roll No. Slip with you and show it the supervisory staff/inspection team on duty as and when required/demanded.
2. No candidate shall be allowed to carry inside the Examination Hall, any textual material, printed or written, bits of paper or any other material of like nature. If any candidate is found in possession of such material after commencement of examination- whether in use or not- he/she is liable to be disqualified. Cellular phones, pager and other Electronic devices are not allowed during the examination. Candidates must deposit these items in the custody of the supervisory staff well before the commencement of the Examination.
3. A candidate, who reports after 30 minutes of the commencement of the Examination, shall not be permitted to take the Examination.
4. Write your Roll No./Enrollment No. neatly and correctly on the right side of Answer Book in the box shown below the caption "To be filled by the candidate".
5. Write carefully the Name of Examination, Name of the Subject, Name of Paper/Course, Date of Examination at two places viz on the right side and on the left side of the cover page of the Answer Book at the space provided for purpose.
6. Mention the same Question No. against the answer of a question as given in the Question paper.
7. **After the declaration of result**, if the result of any candidate is captioned as PMA/LO/IR/DE/, he/she should immediately bring it to the notice of the Tabulation Section of Examination Wing within 15 days positively, failing which no claim whatsoever shall be entertained.
8. If a candidate appears in the subject/paper in which He/She is not otherwise eligible, His/Her examination to that subject/paper shall stand automatically cancelled and the candidate will have no claim whatsoever.



# University of Kashmir, Srinagar

## Admit Card

UG 5TH & 6TH Semester Backlog Examination Batch-2015.

<b>Course:</b>	<b>BSCN</b>	<b>Roll No:</b>	<b>20573826</b>
<b>Session:</b>	<b>Bi-Ann</b>	<b>Year:</b>	<b>2020</b>
<b>Name of the Candidate:</b>	JAFFAR SALEEM		
<b>Son/Daughter of:</b>	ABDUL SALAM PADER		
<b>Centre No:</b>	1		
<b>Name of the Centre:</b>	GOVT DEGREE COLLEGE, ANANTNAG (BOYS)		
<b>Subject(s) in which to be Examined:</b>	PHY06		



Please admit the candidate (Provisionally) in the center for the subjects(s) mentioned in the statement to be held on the dates as given in the Date Sheet

Sd/-  
Deputy controller of Examination

### Important Examination and Result Guidelines:

While attempting your question paper in the examination hall, you have to strictly abide by various instructions which are printed on the cover page of each Answer Book. Some of the important guidelines are reproduced here for your benefit.

**Note: The appearance of the candidate is purely on provisional basis subject to determination of eligibility**


1. Always keep the Examination Admit Card/Roll No. Slip with you and show it the supervisory staff/inspection team on duty as and when required/demanded.
2. No candidate shall be allowed to carry inside the Examination Hall, any textual material, printed or written, bits of paper or any other material of like nature. If any candidate is found in possession of such material after commencement of examination- whether in use or not- he/she is liable to be disqualified. Cellular phones, pager and other Electronic devices are not allowed during the examination. Candidates must deposit these items in the custody of the supervisory staff well before the commencement of the Examination.
3. A candidate, who reports after 30 minutes of the commencement of the Examination, shall not be permitted to take the Examination.
4. Write your Roll No./Enrollment No. neatly and correctly on the right side of Answer Book in the box shown below the caption "To be filled by the candidate".
5. Write carefully the Name of Examination, Name of the Subject, Name of Paper/Course, Date of Examination at two places viz on the right side and on the left side of the cover page of the Answer Book at the space provided for purpose.
6. Mention the same Question No. against the answer of a question as given in the Question paper.
7. **After the declaration of result**, if the result of any candidate is captioned as PMA/LO/IR/DE/, he/she should immediately bring it to the notice of the Tabulation Section of Examination Wing within 15 days positively, failing which no claim whatsoever shall be entertained.
8. If a candidate appears in the subject/paper in which He/She is not otherwise eligible, His/Her examination to that subject/paper shall stand automatically cancelled and the candidate will have no claim whatsoever.



# University of Kashmir, Srinagar

## Admit Card

UG 5TH & 6TH Semester Backlog Examination Batch-2015.

<b>Course:</b>	<b>BSCN</b>	<b>Roll No:</b>	<b>20573827</b>
<b>Session:</b>	<b>Bi-Ann</b>	<b>Year:</b>	<b>2020</b>
<b>Name of the Candidate:</b>	AABID HUSSAIN MIR		
<b>Son/Daughter of:</b>	ABDUL SALAM MIR		
<b>Centre No:</b>	1		
<b>Name of the Centre:</b>	GOVT DEGREE COLLEGE, ANANTNAG (BOYS)		
<b>Subject(s) in which to be Examined:</b>	PHY06		

Please admit the candidate (Provisionally) in the center for the subjects(s) mentioned in the statement to be held on the dates as given in the Date Sheet

**Sd/-**  
**Deputy controller of Examination**

### Important Examination and Result Guidelines:

While attempting your question paper in the examination hall, you have to strictly abide by various instructions which are printed on the cover page of each Answer Book. Some of the important guidelines are reproduced here for your benefit.

**Note: The appearance of the candidate is purely on provisional basis subject to determination of eligibility**

1. Always keep the Examination Admit Card/Roll No. Slip with you and show it the supervisory staff/inspection team on duty as and when required/demanded.
2. No candidate shall be allowed to carry inside the Examination Hall, any textual material, printed or written, bits of paper or any other material of like nature. If any candidate is found in possession of such material after commencement of examination- whether in use or not- he/she is liable to be disqualified. Cellular phones, pager and other Electronic devices are not allowed during the examination. Candidates must deposit these items in the custody of the supervisory staff well before the commencement of the Examination.
3. A candidate, who reports after 30 minutes of the commencement of the Examination, shall not be permitted to take the Examination.
4. Write your Roll No./Enrollment No. neatly and correctly on the right side of Answer Book in the box shown below the caption "To be filled by the candidate".
5. Write carefully the Name of Examination, Name of the Subject, Name of Paper/Course, Date of Examination at two places viz on the right side and on the left side of the cover page of the Answer Book at the space provided for purpose.
6. Mention the same Question No. against the answer of a question as given in the Question paper.
7. **After the declaration of result**, if the result of any candidate is captioned as PMA/LO/IR/DE/, he/she should immediately bring it to the notice of the Tabulation Section of Examination Wing within 15 days positively, failing which no claim whatsoever shall be entertained.
8. If a candidate appears in the subject/paper in which He/She is not otherwise eligible, His/Her examination to that subject/paper shall stand automatically cancelled and the candidate will have no claim whatsoever.



# University of Kashmir, Srinagar

## Admit Card

UG 5TH & 6TH Semester Backlog Examination Batch-2015.

<b>Course:</b>	<b>BSCN</b>	<b>Roll No:</b>	<b>20573828</b>
<b>Session:</b>	<b>Bi-Ann</b>	<b>Year:</b>	<b>2020</b>
<b>Name of the Candidate:</b>	HAROON RASHID		
<b>Son/Daughter of:</b>	AB RASHID BHAT		
<b>Centre No:</b>	1		
<b>Name of the Centre:</b>	GOVT DEGREE COLLEGE, ANANTNAG (BOYS)		
<b>Subject(s) in which to be Examined:</b>	MA06-PHY06		



Please admit the candidate (Provisionally) in the center for the subjects(s) mentioned in the statement to be held on the dates as given in the Date Sheet

**Sd/-**  
**Deputy controller of Examination**

### Important Examination and Result Guidelines:

While attempting your question paper in the examination hall, you have to strictly abide by various instructions which are printed on the cover page of each Answer Book. Some of the important guidelines are reproduced here for your benefit.

**Note: The appearance of the candidate is purely on provisional basis subject to determination of eligibility**

1. Always keep the Examination Admit Card/Roll No. Slip with you and show it the supervisory staff/inspection team on duty as and when required/demanded.
2. No candidate shall be allowed to carry inside the Examination Hall, any textual material, printed or written, bits of paper or any other material of like nature. If any candidate is found in possession of such material after commencement of examination- whether in use or not- he/she is liable to be disqualified. Cellular phones, pager and other Electronic devices are not allowed during the examination. Candidates must deposit these items in the custody of the supervisory staff well before the commencement of the Examination.
3. A candidate, who reports after 30 minutes of the commencement of the Examination, shall not be permitted to take the Examination.
4. Write your Roll No./Enrollment No. neatly and correctly on the right side of Answer Book in the box shown below the caption "To be filled by the candidate".
5. Write carefully the Name of Examination, Name of the Subject, Name of Paper/Course, Date of Examination at two places viz on the right side and on the left side of the cover page of the Answer Book at the space provided for purpose.
6. Mention the same Question No. against the answer of a question as given in the Question paper.
7. **After the declaration of result**, if the result of any candidate is captioned as PMA/LO/IR/DE/, he/she should immediately bring it to the notice of the Tabulation Section of Examination Wing within 15 days positively, failing which no claim whatsoever shall be entertained.
8. If a candidate appears in the subject/paper in which He/She is not otherwise eligible, His/Her examination to that subject/paper shall stand automatically cancelled and the candidate will have no claim whatsoever.






# University of Kashmir, Srinagar

## Admit Card

UG 5TH & 6TH Semester Backlog Examination Batch-2015.

<b>Course:</b>	<b>BSCN</b>	<b>Roll No:</b>	<b>20573829</b>
<b>Session:</b>	<b>Bi-Ann</b>	<b>Year:</b>	<b>2020</b>
<b>Name of the Candidate:</b>	UBAID UL HAQ		
<b>Son/Daughter of:</b>	MUBARAK AHMAD ITOO		
<b>Centre No:</b>	1		
<b>Name of the Centre:</b>	GOVT DEGREE COLLEGE, ANANTNAG (BOYS)		
<b>Subject(s) in which to be Examined:</b>	PHY06		

Please admit the candidate (Provisionally) in the center for the subjects(s) mentioned in the statement to be held on the dates as given in the Date Sheet

**Sd/-**  
**Deputy controller of Examination**

### Important Examination and Result Guidelines:

While attempting your question paper in the examination hall, you have to strictly abide by various instructions which are printed on the cover page of each Answer Book. Some of the important guidelines are reproduced here for your benefit.

**Note: The appearance of the candidate is purely on provisional basis subject to determination of eligibility**

1. Always keep the Examination Admit Card/Roll No. Slip with you and show it the supervisory staff/inspection team on duty as and when required/demanded.
2. No candidate shall be allowed to carry inside the Examination Hall, any textual material, printed or written, bits of paper or any other material of like nature. If any candidate is found in possession of such material after commencement of examination- whether in use or not- he/she is liable to be disqualified. Cellular phones, pager and other Electronic devices are not allowed during the examination. Candidates must deposit these items in the custody of the supervisory staff well before the commencement of the Examination.
3. A candidate, who reports after 30 minutes of the commencement of the Examination, shall not be permitted to take the Examination.
4. Write your Roll No./Enrollment No. neatly and correctly on the right side of Answer Book in the box shown below the caption "To be filled by the candidate".
5. Write carefully the Name of Examination, Name of the Subject, Name of Paper/Course, Date of Examination at two places viz on the right side and on the left side of the cover page of the Answer Book at the space provided for purpose.
6. Mention the same Question No. against the answer of a question as given in the Question paper.
7. **After the declaration of result**, if the result of any candidate is captioned as PMA/LO/IR/DE/, he/she should immediately bring it to the notice of the Tabulation Section of Examination Wing within 15 days positively, failing which no claim whatsoever shall be entertained.
8. If a candidate appears in the subject/paper in which He/She is not otherwise eligible, His/Her examination to that subject/paper shall stand automatically cancelled and the candidate will have no claim whatsoever.



# University of Kashmir, Srinagar

## Admit Card

UG 5TH & 6TH Semester Backlog Examination Batch-2015.

<b>Course:</b>	<b>BSCN</b>	<b>Roll No:</b>	<b>20573830</b>
<b>Session:</b>	<b>Bi-Ann</b>	<b>Year:</b>	<b>2020</b>
<b>Name of the Candidate:</b>	AMJAD KHAN		
<b>Son/Daughter of:</b>	FAREED KHAN		
<b>Centre No:</b>	1		
<b>Name of the Centre:</b>	GOVT DEGREE COLLEGE, ANANTNAG (BOYS)		
<b>Subject(s) in which to be Examined:</b>	PHY06		



Please admit the candidate (Provisionally) in the center for the subjects(s) mentioned in the statement to be held on the dates as given in the Date Sheet

**Sd/-**  
**Deputy controller of Examination**

### Important Examination and Result Guidelines:

While attempting your question paper in the examination hall, you have to strictly abide by various instructions which are printed on the cover page of each Answer Book. Some of the important guidelines are reproduced here for your benefit.

**Note: The appearance of the candidate is purely on provisional basis subject to determination of eligibility**

1. Always keep the Examination Admit Card/Roll No. Slip with you and show it the supervisory staff/inspection team on duty as and when required/demanded.
2. No candidate shall be allowed to carry inside the Examination Hall, any textual material, printed or written, bits of paper or any other material of like nature. If any candidate is found in possession of such material after commencement of examination- whether in use or not- he/she is liable to be disqualified. Cellular phones, pager and other Electronic devices are not allowed during the examination. Candidates must deposit these items in the custody of the supervisory staff well before the commencement of the Examination.
3. A candidate, who reports after 30 minutes of the commencement of the Examination, shall not be permitted to take the Examination.
4. Write your Roll No./Enrollment No. neatly and correctly on the right side of Answer Book in the box shown below the caption "To be filled by the candidate".
5. Write carefully the Name of Examination, Name of the Subject, Name of Paper/Course, Date of Examination at two places viz on the right side and on the left side of the cover page of the Answer Book at the space provided for purpose.
6. Mention the same Question No. against the answer of a question as given in the Question paper.
7. **After the declaration of result**, if the result of any candidate is captioned as PMA/LO/IR/DE/, he/she should immediately bring it to the notice of the Tabulation Section of Examination Wing within 15 days positively, failing which no claim whatsoever shall be entertained.
8. If a candidate appears in the subject/paper in which He/She is not otherwise eligible, His/Her examination to that subject/paper shall stand automatically cancelled and the candidate will have no claim whatsoever.



# University of Kashmir, Srinagar

## Admit Card

UG 5TH & 6TH Semester Backlog Examination Batch-2015.

<b>Course:</b>	<b>BSCN</b>	<b>Roll No:</b>	<b>20573831</b>
<b>Session:</b>	<b>Bi-Ann</b>	<b>Year:</b>	<b>2020</b>
<b>Name of the Candidate:</b>	JAHANGEER AHMAD GANIE		
<b>Son/Daughter of:</b>	ABDUL MAJEED GANIE		
<b>Centre No:</b>	1		
<b>Name of the Centre:</b>	GOVT DEGREE COLLEGE, ANANTNAG (BOYS)		
<b>Subject(s) in which to be Examined:</b>	MA06-PHY06		



Please admit the candidate (Provisionally) in the center for the subjects(s) mentioned in the statement to be held on the dates as given in the Date Sheet

**Sd/-**  
**Deputy controller of Examination**

### Important Examination and Result Guidelines:

While attempting your question paper in the examination hall, you have to strictly abide by various instructions which are printed on the cover page of each Answer Book. Some of the important guidelines are reproduced here for your benefit.

**Note: The appearance of the candidate is purely on provisional basis subject to determination of eligibility**

1. Always keep the Examination Admit Card/Roll No. Slip with you and show it the supervisory staff/inspection team on duty as and when required/demanded.
2. No candidate shall be allowed to carry inside the Examination Hall, any textual material, printed or written, bits of paper or any other material of like nature. If any candidate is found in possession of such material after commencement of examination- whether in use or not- he/she is liable to be disqualified. Cellular phones, pager and other Electronic devices are not allowed during the examination. Candidates must deposit these items in the custody of the supervisory staff well before the commencement of the Examination.
3. A candidate, who reports after 30 minutes of the commencement of the Examination, shall not be permitted to take the Examination.
4. Write your Roll No./Enrollment No. neatly and correctly on the right side of Answer Book in the box shown below the caption "To be filled by the candidate".
5. Write carefully the Name of Examination, Name of the Subject, Name of Paper/Course, Date of Examination at two places viz on the right side and on the left side of the cover page of the Answer Book at the space provided for purpose.
6. Mention the same Question No. against the answer of a question as given in the Question paper.
7. **After the declaration of result**, if the result of any candidate is captioned as PMA/LO/IR/DE/, he/she should immediately bring it to the notice of the Tabulation Section of Examination Wing within 15 days positively, failing which no claim whatsoever shall be entertained.
8. If a candidate appears in the subject/paper in which He/She is not otherwise eligible, His/Her examination to that subject/paper shall stand automatically cancelled and the candidate will have no claim whatsoever.



# University of Kashmir, Srinagar

## Admit Card

UG 5TH & 6TH Semester Backlog Examination Batch-2015.

**Course:** BSCN

**Roll No:** 20573832

**Session:** Bi-Ann

**Year:** 2020

**Name of the Candidate:** FAISAL AHMAD KHATANA

**Son/Daughter of:** ZAHOOR AHMAD KHATANA

**Centre No:** 1

**Name of the Centre:** GOVT DEGREE COLLEGE, ANANTNAG (BOYS)

**Subject(s) in which to be Examined:** PHY06



Please admit the candidate (Provisionally) in the center for the subjects(s) mentioned in the statement to be held on the dates as given in the Date Sheet

**Sd/-**

**Deputy controller of Examination**

### Important Examination and Result Guidelines:

While attempting your question paper in the examination hall, you have to strictly abide by various instructions which are printed on the cover page of each Answer Book. Some of the important guidelines are reproduced here for your benefit.

**Note: The appearance of the candidate is purely on provisional basis subject to determination of eligibility**

1. Always keep the Examination Admit Card/Roll No. Slip with you and show it the supervisory staff/inspection team on duty as and when required/demanded.
2. No candidate shall be allowed to carry inside the Examination Hall, any textual material, printed or written, bits of paper or any other material of like nature. If any candidate is found in possession of such material after commencement of examination- whether in use or not- he/she is liable to be disqualified. Cellular phones, pager and other Electronic devices are not allowed during the examination. Candidates must deposit these items in the custody of the supervisory staff well before the commencement of the Examination.
3. A candidate, who reports after 30 minutes of the commencement of the Examination, shall not be permitted to take the Examination.
4. Write your Roll No./Enrollment No. neatly and correctly on the right side of Answer Book in the box shown below the caption "To be filled by the candidate".
5. Write carefully the Name of Examination, Name of the Subject, Name of Paper/Course, Date of Examination at two places viz on the right side and on the left side of the cover page of the Answer Book at the space provided for purpose.
6. Mention the same Question No. against the answer of a question as given in the Question paper.
7. **After the declaration of result**, if the result of any candidate is captioned as PMA/LO/IR/DE/, he/she should immediately bring it to the notice of the Tabulation Section of Examination Wing within 15 days positively, failing which no claim whatsoever shall be entertained.
8. If a candidate appears in the subject/paper in which He/She is not otherwise eligible, His/Her examination to that subject/paper shall stand automatically cancelled and the candidate will have no claim whatsoever.




# University of Kashmir, Srinagar

## Admit Card

UG 5TH & 6TH Semester Backlog Examination Batch-2015.

<b>Course:</b>	<b>BSCN</b>	<b>Roll No:</b>	<b>20573833</b>
<b>Session:</b>	<b>Bi-Ann</b>	<b>Year:</b>	<b>2020</b>
<b>Name of the Candidate:</b>	PEERZADA TAHA MUJTABA		
<b>Son/Daughter of:</b>	PEERZADA GHULAM MOHI UD DIN		
<b>Centre No:</b>	1		
<b>Name of the Centre:</b>	GOVT DEGREE COLLEGE, ANANTNAG (BOYS)		
<b>Subject(s) in which to be Examined:</b>	PHY06		



Please admit the candidate (Provisionally) in the center for the subjects(s) mentioned in the statement to be held on the dates as given in the Date Sheet

Sd/-  
Deputy controller of Examination

### Important Examination and Result Guidelines:

While attempting your question paper in the examination hall, you have to strictly abide by various instructions which are printed on the cover page of each Answer Book. Some of the important guidelines are reproduced here for your benefit.

**Note: The appearance of the candidate is purely on provisional basis subject to determination of eligibility**


1. Always keep the Examination Admit Card/Roll No. Slip with you and show it the supervisory staff/inspection team on duty as and when required/demanded.
2. No candidate shall be allowed to carry inside the Examination Hall, any textual material, printed or written, bits of paper or any other material of like nature. If any candidate is found in possession of such material after commencement of examination- whether in use or not- he/she is liable to be disqualified. Cellular phones, pager and other Electronic devices are not allowed during the examination. Candidates must deposit these items in the custody of the supervisory staff well before the commencement of the Examination.
3. A candidate, who reports after 30 minutes of the commencement of the Examination, shall not be permitted to take the Examination.
4. Write your Roll No./Enrollment No. neatly and correctly on the right side of Answer Book in the box shown below the caption "To be filled by the candidate".
5. Write carefully the Name of Examination, Name of the Subject, Name of Paper/Course, Date of Examination at two places viz on the right side and on the left side of the cover page of the Answer Book at the space provided for purpose.
6. Mention the same Question No. against the answer of a question as given in the Question paper.
7. **After the declaration of result**, if the result of any candidate is captioned as PMA/LO/IR/DE/, he/she should immediately bring it to the notice of the Tabulation Section of Examination Wing within 15 days positively, failing which no claim whatsoever shall be entertained.
8. If a candidate appears in the subject/paper in which He/She is not otherwise eligible, His/Her examination to that subject/paper shall stand automatically cancelled and the candidate will have no claim whatsoever.



# University of Kashmir, Srinagar

## Admit Card

UG 5TH & 6TH Semester Backlog Examination Batch-2015.

<b>Course:</b>	<b>BSCN</b>	<b>Roll No:</b>	<b>20573834</b>
<b>Session:</b>	<b>Bi-Ann</b>	<b>Year:</b>	<b>2020</b>
<b>Name of the Candidate:</b>	ABID MAJEED BHAT		
<b>Son/Daughter of:</b>	AB MAJEED BHAT		
<b>Centre No:</b>	1		
<b>Name of the Centre:</b>	GOVT DEGREE COLLEGE, ANANTNAG (BOYS)		
<b>Subject(s) in which to be Examined:</b>	MA06		

Please admit the candidate (Provisionally) in the center for the subjects(s) mentioned in the statement to be held on the dates as given in the Date Sheet

**Sd/-**  
**Deputy controller of Examination**

### Important Examination and Result Guidelines:

While attempting your question paper in the examination hall, you have to strictly abide by various instructions which are printed on the cover page of each Answer Book. Some of the important guidelines are reproduced here for your benefit.

**Note: The appearance of the candidate is purely on provisional basis subject to determination of eligibility**

1. Always keep the Examination Admit Card/Roll No. Slip with you and show it the supervisory staff/inspection team on duty as and when required/demanded.
2. No candidate shall be allowed to carry inside the Examination Hall, any textual material, printed or written, bits of paper or any other material of like nature. If any candidate is found in possession of such material after commencement of examination- whether in use or not- he/she is liable to be disqualified. Cellular phones, pager and other Electronic devices are not allowed during the examination. Candidates must deposit these items in the custody of the supervisory staff well before the commencement of the Examination.
3. A candidate, who reports after 30 minutes of the commencement of the Examination, shall not be permitted to take the Examination.
4. Write your Roll No./Enrollment No. neatly and correctly on the right side of Answer Book in the box shown below the caption "To be filled by the candidate".
5. Write carefully the Name of Examination, Name of the Subject, Name of Paper/Course, Date of Examination at two places viz on the right side and on the left side of the cover page of the Answer Book at the space provided for purpose.
6. Mention the same Question No. against the answer of a question as given in the Question paper.
7. **After the declaration of result**, if the result of any candidate is captioned as PMA/LO/IR/DE/, he/she should immediately bring it to the notice of the Tabulation Section of Examination Wing within 15 days positively, failing which no claim whatsoever shall be entertained.
8. If a candidate appears in the subject/paper in which He/She is not otherwise eligible, His/Her examination to that subject/paper shall stand automatically cancelled and the candidate will have no claim whatsoever.



# University of Kashmir, Srinagar

## Admit Card

UG 5TH & 6TH Semester Backlog Examination Batch-2015.

<b>Course:</b>	<b>BSCN</b>	<b>Roll No:</b>	<b>20573835</b>
<b>Session:</b>	<b>Bi-Ann</b>	<b>Year:</b>	<b>2020</b>
<b>Name of the Candidate:</b>	AAMIR HUSSAIN LONE		
<b>Son/Daughter of:</b>	ABDUL RASHID LONE		
<b>Centre No:</b>	1		
<b>Name of the Centre:</b>	GOVT DEGREE COLLEGE, ANANTNAG (BOYS)		
<b>Subject(s) in which to be Examined:</b>	MA06-PHY06		



Please admit the candidate (Provisionally) in the center for the subjects(s) mentioned in the statement to be held on the dates as given in the Date Sheet

**Sd/-**  
**Deputy controller of Examination**

### Important Examination and Result Guidelines:

While attempting your question paper in the examination hall, you have to strictly abide by various instructions which are printed on the cover page of each Answer Book. Some of the important guidelines are reproduced here for your benefit.

**Note: The appearance of the candidate is purely on provisional basis subject to determination of eligibility**

1. Always keep the Examination Admit Card/Roll No. Slip with you and show it the supervisory staff/inspection team on duty as and when required/demanded.
2. No candidate shall be allowed to carry inside the Examination Hall, any textual material, printed or written, bits of paper or any other material of like nature. If any candidate is found in possession of such material after commencement of examination- whether in use or not- he/she is liable to be disqualified. Cellular phones, pager and other Electronic devices are not allowed during the examination. Candidates must deposit these items in the custody of the supervisory staff well before the commencement of the Examination.
3. A candidate, who reports after 30 minutes of the commencement of the Examination, shall not be permitted to take the Examination.
4. Write your Roll No./Enrollment No. neatly and correctly on the right side of Answer Book in the box shown below the caption "To be filled by the candidate".
5. Write carefully the Name of Examination, Name of the Subject, Name of Paper/Course, Date of Examination at two places viz on the right side and on the left side of the cover page of the Answer Book at the space provided for purpose.
6. Mention the same Question No. against the answer of a question as given in the Question paper.
7. **After the declaration of result**, if the result of any candidate is captioned as PMA/LO/IR/DE/, he/she should immediately bring it to the notice of the Tabulation Section of Examination Wing within 15 days positively, failing which no claim whatsoever shall be entertained.
8. If a candidate appears in the subject/paper in which He/She is not otherwise eligible, His/Her examination to that subject/paper shall stand automatically cancelled and the candidate will have no claim whatsoever.



# University of Kashmir, Srinagar

## Admit Card

UG 5TH & 6TH Semester Backlog Examination Batch-2015.

<b>Course:</b>	<b>BSCN</b>	<b>Roll No:</b>	<b>20573836</b>
<b>Session:</b>	<b>Bi-Ann</b>	<b>Year:</b>	<b>2020</b>
<b>Name of the Candidate:</b>	MAHMOOD AHMAD DAR		
<b>Son/Daughter of:</b>	BASHIR AHMAD DAR		
<b>Centre No:</b>	1		
<b>Name of the Centre:</b>	GOVT DEGREE COLLEGE, ANANTNAG (BOYS)		
<b>Subject(s) in which to be Examined:</b>	PHY06		



Please admit the candidate (Provisionally) in the center for the subjects(s) mentioned in the statement to be held on the dates as given in the Date Sheet

**Sd/-**  
**Deputy controller of Examination**

### Important Examination and Result Guidelines:

While attempting your question paper in the examination hall, you have to strictly abide by various instructions which are printed on the cover page of each Answer Book. Some of the important guidelines are reproduced here for your benefit.

**Note: The appearance of the candidate is purely on provisional basis subject to determination of eligibility**

1. Always keep the Examination Admit Card/Roll No. Slip with you and show it the supervisory staff/inspection team on duty as and when required/demanded.
2. No candidate shall be allowed to carry inside the Examination Hall, any textual material, printed or written, bits of paper or any other material of like nature. If any candidate is found in possession of such material after commencement of examination- whether in use or not- he/she is liable to be disqualified. Cellular phones, pager and other Electronic devices are not allowed during the examination. Candidates must deposit these items in the custody of the supervisory staff well before the commencement of the Examination.
3. A candidate, who reports after 30 minutes of the commencement of the Examination, shall not be permitted to take the Examination.
4. Write your Roll No./Enrollment No. neatly and correctly on the right side of Answer Book in the box shown below the caption "To be filled by the candidate".
5. Write carefully the Name of Examination, Name of the Subject, Name of Paper/Course, Date of Examination at two places viz on the right side and on the left side of the cover page of the Answer Book at the space provided for purpose.
6. Mention the same Question No. against the answer of a question as given in the Question paper.
7. **After the declaration of result**, if the result of any candidate is captioned as PMA/LO/IR/DE/, he/she should immediately bring it to the notice of the Tabulation Section of Examination Wing within 15 days positively, failing which no claim whatsoever shall be entertained.
8. If a candidate appears in the subject/paper in which He/She is not otherwise eligible, His/Her examination to that subject/paper shall stand automatically cancelled and the candidate will have no claim whatsoever.






# University of Kashmir, Srinagar

## Admit Card

UG 5TH & 6TH Semester Backlog Examination Batch-2015.

<b>Course:</b>	<b>BSCN</b>	<b>Roll No:</b>	<b>20573837</b>
<b>Session:</b>	<b>Bi-Ann</b>	<b>Year:</b>	<b>2020</b>
<b>Name of the Candidate:</b>	JAHANGEER AHMAD TAILI		
<b>Son/Daughter of:</b>	ABDUL RAHIM TAILI		
<b>Centre No:</b>	1		
<b>Name of the Centre:</b>	GOVT DEGREE COLLEGE, ANANTNAG (BOYS)		
<b>Subject(s) in which to be Examined:</b>	PHY06		

Please admit the candidate (Provisionally) in the center for the subjects(s) mentioned in the statement to be held on the dates as given in the Date Sheet

**Sd/-**  
**Deputy controller of Examination**

### Important Examination and Result Guidelines:

While attempting your question paper in the examination hall, you have to strictly abide by various instructions which are printed on the cover page of each Answer Book. Some of the important guidelines are reproduced here for your benefit.

**Note: The appearance of the candidate is purely on provisional basis subject to determination of eligibility**

1. Always keep the Examination Admit Card/Roll No. Slip with you and show it the supervisory staff/inspection team on duty as and when required/demanded.
2. No candidate shall be allowed to carry inside the Examination Hall, any textual material, printed or written, bits of paper or any other material of like nature. If any candidate is found in possession of such material after commencement of examination- whether in use or not- he/she is liable to be disqualified. Cellular phones, pager and other Electronic devices are not allowed during the examination. Candidates must deposit these items in the custody of the supervisory staff well before the commencement of the Examination.
3. A candidate, who reports after 30 minutes of the commencement of the Examination, shall not be permitted to take the Examination.
4. Write your Roll No./Enrollment No. neatly and correctly on the right side of Answer Book in the box shown below the caption "To be filled by the candidate".
5. Write carefully the Name of Examination, Name of the Subject, Name of Paper/Course, Date of Examination at two places viz on the right side and on the left side of the cover page of the Answer Book at the space provided for purpose.
6. Mention the same Question No. against the answer of a question as given in the Question paper.
7. **After the declaration of result**, if the result of any candidate is captioned as PMA/LO/IR/DE/, he/she should immediately bring it to the notice of the Tabulation Section of Examination Wing within 15 days positively, failing which no claim whatsoever shall be entertained.
8. If a candidate appears in the subject/paper in which He/She is not otherwise eligible, His/Her examination to that subject/paper shall stand automatically cancelled and the candidate will have no claim whatsoever.



# University of Kashmir, Srinagar

## Admit Card

UG 5TH & 6TH Semester Backlog Examination Batch-2015.

**Course:** BSCN

**Roll No:** 20573838

**Session:** Bi-Ann

**Year:** 2020

**Name of the Candidate:** FAYAZ AHMAD WANI

**Son/Daughter of:** NAZIR AHMAD WANI

**Centre No:** 1

**Name of the Centre:** GOVT DEGREE COLLEGE, ANANTNAG (BOYS)

**Subject(s) in which to be Examined:** MA06-PHY06-



Please admit the candidate (Provisionally) in the center for the subjects(s) mentioned in the statement to be held on the dates as given in the Date Sheet

**Sd/-**

**Deputy controller of Examination**

### Important Examination and Result Guidelines:

While attempting your question paper in the examination hall, you have to strictly abide by various instructions which are printed on the cover page of each Answer Book. Some of the important guidelines are reproduced here for your benefit.

**Note: The appearance of the candidate is purely on provisional basis subject to determination of eligibility**

1. Always keep the Examination Admit Card/Roll No. Slip with you and show it the supervisory staff/inspection team on duty as and when required/demanded.
2. No candidate shall be allowed to carry inside the Examination Hall, any textual material, printed or written, bits of paper or any other material of like nature. If any candidate is found in possession of such material after commencement of examination- whether in use or not- he/she is liable to be disqualified. Cellular phones, pager and other Electronic devices are not allowed during the examination. Candidates must deposit these items in the custody of the supervisory staff well before the commencement of the Examination.
3. A candidate, who reports after 30 minutes of the commencement of the Examination, shall not be permitted to take the Examination.
4. Write your Roll No./Enrollment No. neatly and correctly on the right side of Answer Book in the box shown below the caption "To be filled by the candidate".
5. Write carefully the Name of Examination, Name of the Subject, Name of Paper/Course, Date of Examination at two places viz on the right side and on the left side of the cover page of the Answer Book at the space provided for purpose.
6. Mention the same Question No. against the answer of a question as given in the Question paper.
7. **After the declaration of result**, if the result of any candidate is captioned as PMA/LO/IR/DE/, he/she should immediately bring it to the notice of the Tabulation Section of Examination Wing within 15 days positively, failing which no claim whatsoever shall be entertained.
8. If a candidate appears in the subject/paper in which He/She is not otherwise eligible, His/Her examination to that subject/paper shall stand automatically cancelled and the candidate will have no claim whatsoever.



# University of Kashmir, Srinagar

## Admit Card

UG 5TH & 6TH Semester Backlog Examination Batch-2015.

<b>Course:</b>	<b>BCA</b>	<b>Roll No:</b>	<b>20575381</b>
<b>Session:</b>	<b>Bi-Ann</b>	<b>Year:</b>	<b>2020</b>
<b>Name of the Candidate:</b>	MOHAMMAD SHAFI SHAH		
<b>Son/Daughter of:</b>	MOHAMMAD AMIN SHAH		
<b>Centre No:</b>	1		
<b>Name of the Centre:</b>	GOVT DEGREE COLLEGE, ANANTNAG (BOYS)		
<b>Subject(s) in which to be Examined:</b>	BCASV01		



Please admit the candidate (Provisionally) in the center for the subjects(s) mentioned in the statement to be held on the dates as given in the Date Sheet

**Sd/-**  
**Deputy controller of Examination**

### Important Examination and Result Guidelines:

While attempting your question paper in the examination hall, you have to strictly abide by various instructions which are printed on the cover page of each Answer Book. Some of the important guidelines are reproduced here for your benefit.

**Note: The appearance of the candidate is purely on provisional basis subject to determination of eligibility**


1. Always keep the Examination Admit Card/Roll No. Slip with you and show it the supervisory staff/inspection team on duty as and when required/demanded.
2. No candidate shall be allowed to carry inside the Examination Hall, any textual material, printed or written, bits of paper or any other material of like nature. If any candidate is found in possession of such material after commencement of examination- whether in use or not- he/she is liable to be disqualified. Cellular phones, pager and other Electronic devices are not allowed during the examination. Candidates must deposit these items in the custody of the supervisory staff well before the commencement of the Examination.
3. A candidate, who reports after 30 minutes of the commencement of the Examination, shall not be permitted to take the Examination.
4. Write your Roll No./Enrollment No. neatly and correctly on the right side of Answer Book in the box shown below the caption "To be filled by the candidate".
5. Write carefully the Name of Examination, Name of the Subject, Name of Paper/Course, Date of Examination at two places viz on the right side and on the left side of the cover page of the Answer Book at the space provided for purpose.
6. Mention the same Question No. against the answer of a question as given in the Question paper.
7. **After the declaration of result**, if the result of any candidate is captioned as PMA/LO/IR/DE/, he/she should immediately bring it to the notice of the Tabulation Section of Examination Wing within 15 days positively, failing which no claim whatsoever shall be entertained.
8. If a candidate appears in the subject/paper in which He/She is not otherwise eligible, His/Her examination to that subject/paper shall stand automatically cancelled and the candidate will have no claim whatsoever.



# University of Kashmir, Srinagar

## Admit Card

UG 5TH & 6TH Semester Backlog Examination Batch-2015.

<b>Course:</b>	<b>BCA</b>	<b>Roll No:</b>	<b>20575382</b>
<b>Session:</b>	<b>Bi-Ann</b>	<b>Year:</b>	<b>2020</b>
<b>Name of the Candidate:</b>	FAYIZ AMIN DAR		
<b>Son/Daughter of:</b>	MOHD AMIN DAR		
<b>Centre No:</b>	1		
<b>Name of the Centre:</b>	GOVT DEGREE COLLEGE, ANANTNAG (BOYS)		
<b>Subject(s) in which to be Examined:</b>	BCASV01-BCASV04		

Please admit the candidate (Provisionally) in the center for the subjects(s) mentioned in the statement to be held on the dates as given in the Date Sheet

**Sd/-**  
**Deputy controller of Examination**

### Important Examination and Result Guidelines:

While attempting your question paper in the examination hall, you have to strictly abide by various instructions which are printed on the cover page of each Answer Book. Some of the important guidelines are reproduced here for your benefit.

**Note: The appearance of the candidate is purely on provisional basis subject to determination of eligibility**

1. Always keep the Examination Admit Card/Roll No. Slip with you and show it the supervisory staff/inspection team on duty as and when required/demanded.
2. No candidate shall be allowed to carry inside the Examination Hall, any textual material, printed or written, bits of paper or any other material of like nature. If any candidate is found in possession of such material after commencement of examination- whether in use or not- he/she is liable to be disqualified. Cellular phones, pager and other Electronic devices are not allowed during the examination. Candidates must deposit these items in the custody of the supervisory staff well before the commencement of the Examination.
3. A candidate, who reports after 30 minutes of the commencement of the Examination, shall not be permitted to take the Examination.
4. Write your Roll No./Enrollment No. neatly and correctly on the right side of Answer Book in the box shown below the caption "To be filled by the candidate".
5. Write carefully the Name of Examination, Name of the Subject, Name of Paper/Course, Date of Examination at two places viz on the right side and on the left side of the cover page of the Answer Book at the space provided for purpose.
6. Mention the same Question No. against the answer of a question as given in the Question paper.
7. **After the declaration of result**, if the result of any candidate is captioned as PMA/LO/IR/DE/, he/she should immediately bring it to the notice of the Tabulation Section of Examination Wing within 15 days positively, failing which no claim whatsoever shall be entertained.
8. If a candidate appears in the subject/paper in which He/She is not otherwise eligible, His/Her examination to that subject/paper shall stand automatically cancelled and the candidate will have no claim whatsoever.



# University of Kashmir, Srinagar

## Admit Card

UG 5TH & 6TH Semester Backlog Examination Batch-2015.

<b>Course:</b>	<b>BJMC</b>	<b>Roll No:</b>	<b>20576921</b>
<b>Session:</b>	Bi-Ann	<b>Year:</b>	2020
<b>Name of the Candidate:</b>	ASIF HAMID		
<b>Son/Daughter of:</b>	ABDUL HAMID SHEIKH		
<b>Centre No:</b>	1		
<b>Name of the Centre:</b>	GOVT DEGREE COLLEGE, ANANTNAG (BOYS)		
<b>Subject(s) in which to be Examined:</b>	ENG05		



Please admit the candidate (Provisionally) in the center for the subjects(s) mentioned in the statement to be held on the dates as given in the Date Sheet

**Sd/-**  
**Deputy controller of Examination**

### Important Examination and Result Guidelines:

While attempting your question paper in the examination hall, you have to strictly abide by various instructions which are printed on the cover page of each Answer Book. Some of the important guidelines are reproduced here for your benefit.

**Note: The appearance of the candidate is purely on provisional basis subject to determination of eligibility**

1. Always keep the Examination Admit Card/Roll No. Slip with you and show it the supervisory staff/inspection team on duty as and when required/demanded.
2. No candidate shall be allowed to carry inside the Examination Hall, any textual material, printed or written, bits of paper or any other material of like nature. If any candidate is found in possession of such material after commencement of examination- whether in use or not- he/she is liable to be disqualified. Cellular phones, pager and other Electronic devices are not allowed during the examination. Candidates must deposit these items in the custody of the supervisory staff well before the commencement of the Examination.
3. A candidate, who reports after 30 minutes of the commencement of the Examination, shall not be permitted to take the Examination.
4. Write your Roll No./Enrollment No. neatly and correctly on the right side of Answer Book in the box shown below the caption "To be filled by the candidate".
5. Write carefully the Name of Examination, Name of the Subject, Name of Paper/Course, Date of Examination at two places viz on the right side and on the left side of the cover page of the Answer Book at the space provided for purpose.
6. Mention the same Question No. against the answer of a question as given in the Question paper.
7. **After the declaration of result**, if the result of any candidate is captioned as PMA/LO/IR/DE/, he/she should immediately bring it to the notice of the Tabulation Section of Examination Wing within 15 days positively, failing which no claim whatsoever shall be entertained.
8. If a candidate appears in the subject/paper in which He/She is not otherwise eligible, His/Her examination to that subject/paper shall stand automatically cancelled and the candidate will have no claim whatsoever.



# University of Kashmir, Srinagar

## Admit Card

UG 5TH & 6TH Semester Backlog Examination Batch-2015.

<b>Course:</b>	<b>BA</b>	<b>Roll No:</b>	<b>20561675</b>
<b>Session:</b>	<b>Bi-Ann</b>	<b>Year:</b>	<b>2020</b>
<b>Name of the Candidate:</b>	RUHEEL JAN		
<b>Son/Daughter of:</b>	MOHD YOUSUF SHEERGUJRY		
<b>Centre No:</b>	2		
<b>Name of the Centre:</b>	GOVT DEGREE COLLEGE, ANANTNAG (BOYS)		
<b>Subject(s) in which to be Examined:</b>	ENG05		



Please admit the candidate (Provisionally) in the center for the subjects(s) mentioned in the statement to be held on the dates as given in the Date Sheet

**Sd/-**  
**Deputy controller of Examination**

### Important Examination and Result Guidelines:

While attempting your question paper in the examination hall, you have to strictly abide by various instructions which are printed on the cover page of each Answer Book. Some of the important guidelines are reproduced here for your benefit.

**Note: The appearance of the candidate is purely on provisional basis subject to determination of eligibility**


1. Always keep the Examination Admit Card/Roll No. Slip with you and show it the supervisory staff/inspection team on duty as and when required/demanded.
2. No candidate shall be allowed to carry inside the Examination Hall, any textual material, printed or written, bits of paper or any other material of like nature. If any candidate is found in possession of such material after commencement of examination- whether in use or not- he/she is liable to be disqualified. Cellular phones, pager and other Electronic devices are not allowed during the examination. Candidates must deposit these items in the custody of the supervisory staff well before the commencement of the Examination.
3. A candidate, who reports after 30 minutes of the commencement of the Examination, shall not be permitted to take the Examination.
4. Write your Roll No./Enrollment No. neatly and correctly on the right side of Answer Book in the box shown below the caption "To be filled by the candidate".
5. Write carefully the Name of Examination, Name of the Subject, Name of Paper/Course, Date of Examination at two places viz on the right side and on the left side of the cover page of the Answer Book at the space provided for purpose.
6. Mention the same Question No. against the answer of a question as given in the Question paper.
7. **After the declaration of result**, if the result of any candidate is captioned as PMA/LO/IR/DE/, he/she should immediately bring it to the notice of the Tabulation Section of Examination Wing within 15 days positively, failing which no claim whatsoever shall be entertained.
8. If a candidate appears in the subject/paper in which He/She is not otherwise eligible, His/Her examination to that subject/paper shall stand automatically cancelled and the candidate will have no claim whatsoever.



# University of Kashmir, Srinagar

## Admit Card

UG 5TH & 6TH Semester Backlog Examination Batch-2015.

<b>Course:</b>	<b>BA</b>	<b>Roll No:</b>	<b>20561676</b>
<b>Session:</b>	<b>Bi-Ann</b>	<b>Year:</b>	<b>2020</b>
<b>Name of the Candidate:</b>	IKTISAM JAVAID		
<b>Son/Daughter of:</b>	JAVAID AHMAD WANI		
<b>Centre No:</b>	2		
<b>Name of the Centre:</b>	GOVT DEGREE COLLEGE, ANANTNAG (BOYS)		
<b>Subject(s) in which to be Examined:</b>	ENG05-SO05-ED06		

Please admit the candidate (Provisionally) in the center for the subjects(s) mentioned in the statement to be held on the dates as given in the Date Sheet

**Sd/-**  
**Deputy controller of Examination**

### Important Examination and Result Guidelines:

While attempting your question paper in the examination hall, you have to strictly abide by various instructions which are printed on the cover page of each Answer Book. Some of the important guidelines are reproduced here for your benefit.

**Note: The appearance of the candidate is purely on provisional basis subject to determination of eligibility**


1. Always keep the Examination Admit Card/Roll No. Slip with you and show it the supervisory staff/inspection team on duty as and when required/demanded.
2. No candidate shall be allowed to carry inside the Examination Hall, any textual material, printed or written, bits of paper or any other material of like nature. If any candidate is found in possession of such material after commencement of examination- whether in use or not- he/she is liable to be disqualified. Cellular phones, pager and other Electronic devices are not allowed during the examination. Candidates must deposit these items in the custody of the supervisory staff well before the commencement of the Examination.
3. A candidate, who reports after 30 minutes of the commencement of the Examination, shall not be permitted to take the Examination.
4. Write your Roll No./Enrollment No. neatly and correctly on the right side of Answer Book in the box shown below the caption "To be filled by the candidate".
5. Write carefully the Name of Examination, Name of the Subject, Name of Paper/Course, Date of Examination at two places viz on the right side and on the left side of the cover page of the Answer Book at the space provided for purpose.
6. Mention the same Question No. against the answer of a question as given in the Question paper.
7. **After the declaration of result**, if the result of any candidate is captioned as PMA/LO/IR/DE/, he/she should immediately bring it to the notice of the Tabulation Section of Examination Wing within 15 days positively, failing which no claim whatsoever shall be entertained.
8. If a candidate appears in the subject/paper in which He/She is not otherwise eligible, His/Her examination to that subject/paper shall stand automatically cancelled and the candidate will have no claim whatsoever.



# University of Kashmir, Srinagar

## Admit Card

UG 5TH & 6TH Semester Backlog Examination Batch-2015.

<b>Course:</b>	<b>BA</b>	<b>Roll No:</b>	<b>20561677</b>
<b>Session:</b>	Bi-Ann	<b>Year:</b>	2020
<b>Name of the Candidate:</b>	SUMAYA BATOOL		
<b>Son/Daughter of:</b>	SAYED ULLAH		
<b>Centre No:</b>	2		
<b>Name of the Centre:</b>	GOVT DEGREE COLLEGE, ANANTNAG (BOYS)		
<b>Subject(s) in which to be Examined:</b>	ENG05-AR05		

Please admit the candidate (Provisionally) in the center for the subjects(s) mentioned in the statement to be held on the dates as given in the Date Sheet

Sd/-  
Deputy controller of Examination

### Important Examination and Result Guidelines:

While attempting your question paper in the examination hall, you have to strictly abide by various instructions which are printed on the cover page of each Answer Book. Some of the important guidelines are reproduced here for your benefit.

**Note: The appearance of the candidate is purely on provisional basis subject to determination of eligibility**

1. Always keep the Examination Admit Card/Roll No. Slip with you and show it the supervisory staff/inspection team on duty as and when required/demanded.
2. No candidate shall be allowed to carry inside the Examination Hall, any textual material, printed or written, bits of paper or any other material of like nature. If any candidate is found in possession of such material after commencement of examination- whether in use or not- he/she is liable to be disqualified. Cellular phones, pager and other Electronic devices are not allowed during the examination. Candidates must deposit these items in the custody of the supervisory staff well before the commencement of the Examination.
3. A candidate, who reports after 30 minutes of the commencement of the Examination, shall not be permitted to take the Examination.
4. Write your Roll No./Enrollment No. neatly and correctly on the right side of Answer Book in the box shown below the caption "To be filled by the candidate".
5. Write carefully the Name of Examination, Name of the Subject, Name of Paper/Course, Date of Examination at two places viz on the right side and on the left side of the cover page of the Answer Book at the space provided for purpose.
6. Mention the same Question No. against the answer of a question as given in the Question paper.
7. **After the declaration of result**, if the result of any candidate is captioned as PMA/LO/IR/DE/, he/she should immediately bring it to the notice of the Tabulation Section of Examination Wing within 15 days positively, failing which no claim whatsoever shall be entertained.
8. If a candidate appears in the subject/paper in which He/She is not otherwise eligible, His/Her examination to that subject/paper shall stand automatically cancelled and the candidate will have no claim whatsoever.





# University of Kashmir, Srinagar

## Admit Card

UG 5TH & 6TH Semester Backlog Examination Batch-2015.

<b>Course:</b>	<b>BA</b>	<b>Roll No:</b>	<b>20561678</b>
<b>Session:</b>	<b>Bi-Ann</b>	<b>Year:</b>	<b>2020</b>
<b>Name of the Candidate:</b>	SHAISTA AKHTER		
<b>Son/Daughter of:</b>	GULL MOHMMAD BHAT		
<b>Centre No:</b>	2		
<b>Name of the Centre:</b>	GOVT DEGREE COLLEGE, ANANTNAG (BOYS)		
<b>Subject(s) in which to be Examined:</b>	PS05		



Please admit the candidate (Provisionally) in the center for the subjects(s) mentioned in the statement to be held on the dates as given in the Date Sheet

**Sd/-**  
**Deputy controller of Examination**

### Important Examination and Result Guidelines:

While attempting your question paper in the examination hall, you have to strictly abide by various instructions which are printed on the cover page of each Answer Book. Some of the important guidelines are reproduced here for your benefit.

**Note: The appearance of the candidate is purely on provisional basis subject to determination of eligibility**


1. Always keep the Examination Admit Card/Roll No. Slip with you and show it the supervisory staff/inspection team on duty as and when required/demanded.
2. No candidate shall be allowed to carry inside the Examination Hall, any textual material, printed or written, bits of paper or any other material of like nature. If any candidate is found in possession of such material after commencement of examination- whether in use or not- he/she is liable to be disqualified. Cellular phones, pager and other Electronic devices are not allowed during the examination. Candidates must deposit these items in the custody of the supervisory staff well before the commencement of the Examination.
3. A candidate, who reports after 30 minutes of the commencement of the Examination, shall not be permitted to take the Examination.
4. Write your Roll No./Enrollment No. neatly and correctly on the right side of Answer Book in the box shown below the caption "To be filled by the candidate".
5. Write carefully the Name of Examination, Name of the Subject, Name of Paper/Course, Date of Examination at two places viz on the right side and on the left side of the cover page of the Answer Book at the space provided for purpose.
6. Mention the same Question No. against the answer of a question as given in the Question paper.
7. **After the declaration of result**, if the result of any candidate is captioned as PMA/LO/IR/DE/, he/she should immediately bring it to the notice of the Tabulation Section of Examination Wing within 15 days positively, failing which no claim whatsoever shall be entertained.
8. If a candidate appears in the subject/paper in which He/She is not otherwise eligible, His/Her examination to that subject/paper shall stand automatically cancelled and the candidate will have no claim whatsoever.



# University of Kashmir, Srinagar

## Admit Card

UG 5TH & 6TH Semester Backlog Examination Batch-2015.

<b>Course:</b>	<b>BA</b>	<b>Roll No:</b>	<b>20561679</b>
<b>Session:</b>	<b>Bi-Ann</b>	<b>Year:</b>	<b>2020</b>
<b>Name of the Candidate:</b>	MONAZA MAJEED		
<b>Son/Daughter of:</b>	ABDUL MAJEED RATHER		
<b>Centre No:</b>	2		
<b>Name of the Centre:</b>	GOVT DEGREE COLLEGE, ANANTNAG (BOYS)		
<b>Subject(s) in which to be Examined:</b>	ENG05		

Please admit the candidate (Provisionally) in the center for the subjects(s) mentioned in the statement to be held on the dates as given in the Date Sheet

**Sd/-**  
**Deputy controller of Examination**

### Important Examination and Result Guidelines:

While attempting your question paper in the examination hall, you have to strictly abide by various instructions which are printed on the cover page of each Answer Book. Some of the important guidelines are reproduced here for your benefit.

**Note: The appearance of the candidate is purely on provisional basis subject to determination of eligibility**


1. Always keep the Examination Admit Card/Roll No. Slip with you and show it the supervisory staff/inspection team on duty as and when required/demanded.
2. No candidate shall be allowed to carry inside the Examination Hall, any textual material, printed or written, bits of paper or any other material of like nature. If any candidate is found in possession of such material after commencement of examination- whether in use or not- he/she is liable to be disqualified. Cellular phones, pager and other Electronic devices are not allowed during the examination. Candidates must deposit these items in the custody of the supervisory staff well before the commencement of the Examination.
3. A candidate, who reports after 30 minutes of the commencement of the Examination, shall not be permitted to take the Examination.
4. Write your Roll No./Enrollment No. neatly and correctly on the right side of Answer Book in the box shown below the caption "To be filled by the candidate".
5. Write carefully the Name of Examination, Name of the Subject, Name of Paper/Course, Date of Examination at two places viz on the right side and on the left side of the cover page of the Answer Book at the space provided for purpose.
6. Mention the same Question No. against the answer of a question as given in the Question paper.
7. **After the declaration of result**, if the result of any candidate is captioned as PMA/LO/IR/DE/, he/she should immediately bring it to the notice of the Tabulation Section of Examination Wing within 15 days positively, failing which no claim whatsoever shall be entertained.
8. If a candidate appears in the subject/paper in which He/She is not otherwise eligible, His/Her examination to that subject/paper shall stand automatically cancelled and the candidate will have no claim whatsoever.



# University of Kashmir, Srinagar

## Admit Card

UG 5TH & 6TH Semester Backlog Examination Batch-2015.

<b>Course:</b>	<b>BA</b>	<b>Roll No:</b>	<b>20561680</b>
<b>Session:</b>	Bi-Ann	<b>Year:</b>	2020
<b>Name of the Candidate:</b>	HEENA NABI		
<b>Son/Daughter of:</b>	GH NABI MATOO		
<b>Centre No:</b>	2		
<b>Name of the Centre:</b>	GOVT DEGREE COLLEGE, ANANTNAG (BOYS)		
<b>Subject(s) in which to be Examined:</b>	ENG05-ED05-AR05-ENG06-ED06-AR06		

Please admit the candidate (Provisionally) in the center for the subjects(s) mentioned in the statement to be held on the dates as given in the Date Sheet

Sd/-  
Deputy controller of Examination

### Important Examination and Result Guidelines:

While attempting your question paper in the examination hall, you have to strictly abide by various instructions which are printed on the cover page of each Answer Book. Some of the important guidelines are reproduced here for your benefit.

**Note: The appearance of the candidate is purely on provisional basis subject to determination of eligibility**

1. Always keep the Examination Admit Card/Roll No. Slip with you and show it the supervisory staff/inspection team on duty as and when required/demanded.
2. No candidate shall be allowed to carry inside the Examination Hall, any textual material, printed or written, bits of paper or any other material of like nature. If any candidate is found in possession of such material after commencement of examination- whether in use or not- he/she is liable to be disqualified. Cellular phones, pager and other Electronic devices are not allowed during the examination. Candidates must deposit these items in the custody of the supervisory staff well before the commencement of the Examination.
3. A candidate, who reports after 30 minutes of the commencement of the Examination, shall not be permitted to take the Examination.
4. Write your Roll No./Enrollment No. neatly and correctly on the right side of Answer Book in the box shown below the caption "To be filled by the candidate".
5. Write carefully the Name of Examination, Name of the Subject, Name of Paper/Course, Date of Examination at two places viz on the right side and on the left side of the cover page of the Answer Book at the space provided for purpose.
6. Mention the same Question No. against the answer of a question as given in the Question paper.
7. **After the declaration of result**, if the result of any candidate is captioned as PMA/LO/IR/DE/, he/she should immediately bring it to the notice of the Tabulation Section of Examination Wing within 15 days positively, failing which no claim whatsoever shall be entertained.
8. If a candidate appears in the subject/paper in which He/She is not otherwise eligible, His/Her examination to that subject/paper shall stand automatically cancelled and the candidate will have no claim whatsoever.



# University of Kashmir, Srinagar

## Admit Card

UG 5TH & 6TH Semester Backlog Examination Batch-2015.

<b>Course:</b>	<b>BA</b>	<b>Roll No:</b>	<b>20561681</b>
<b>Session:</b>	<b>Bi-Ann</b>	<b>Year:</b>	<b>2020</b>
<b>Name of the Candidate:</b>	RIZWANAH ASHAQ		
<b>Son/Daughter of:</b>	ASHAQ HUSSAIN WANI		
<b>Centre No:</b>	2		
<b>Name of the Centre:</b>	GOVT DEGREE COLLEGE, ANANTNAG (BOYS)		
<b>Subject(s) in which to be Examined:</b>	PSY05		



Please admit the candidate (Provisionally) in the center for the subjects(s) mentioned in the statement to be held on the dates as given in the Date Sheet

**Sd/-**  
**Deputy controller of Examination**

### Important Examination and Result Guidelines:

While attempting your question paper in the examination hall, you have to strictly abide by various instructions which are printed on the cover page of each Answer Book. Some of the important guidelines are reproduced here for your benefit.

**Note: The appearance of the candidate is purely on provisional basis subject to determination of eligibility**

1. Always keep the Examination Admit Card/Roll No. Slip with you and show it the supervisory staff/inspection team on duty as and when required/demanded.
2. No candidate shall be allowed to carry inside the Examination Hall, any textual material, printed or written, bits of paper or any other material of like nature. If any candidate is found in possession of such material after commencement of examination- whether in use or not- he/she is liable to be disqualified. Cellular phones, pager and other Electronic devices are not allowed during the examination. Candidates must deposit these items in the custody of the supervisory staff well before the commencement of the Examination.
3. A candidate, who reports after 30 minutes of the commencement of the Examination, shall not be permitted to take the Examination.
4. Write your Roll No./Enrollment No. neatly and correctly on the right side of Answer Book in the box shown below the caption "To be filled by the candidate".
5. Write carefully the Name of Examination, Name of the Subject, Name of Paper/Course, Date of Examination at two places viz on the right side and on the left side of the cover page of the Answer Book at the space provided for purpose.
6. Mention the same Question No. against the answer of a question as given in the Question paper.
7. **After the declaration of result**, if the result of any candidate is captioned as PMA/LO/IR/DE/, he/she should immediately bring it to the notice of the Tabulation Section of Examination Wing within 15 days positively, failing which no claim whatsoever shall be entertained.
8. If a candidate appears in the subject/paper in which He/She is not otherwise eligible, His/Her examination to that subject/paper shall stand automatically cancelled and the candidate will have no claim whatsoever.



# University of Kashmir, Srinagar

## Admit Card

UG 5TH & 6TH Semester Backlog Examination Batch-2015.

<b>Course:</b>	<b>BA</b>	<b>Roll No:</b>	<b>20561682</b>
<b>Session:</b>	Bi-Ann	<b>Year:</b>	2020
<b>Name of the Candidate:</b>	SHAISTA BASHIR		
<b>Son/Daughter of:</b>	BASHIR AHMAD BHAT		
<b>Centre No:</b>	2		
<b>Name of the Centre:</b>	GOVT DEGREE COLLEGE, ANANTNAG (BOYS)		
<b>Subject(s) in which to be Examined:</b>	AR05		

Please admit the candidate (Provisionally) in the center for the subjects(s) mentioned in the statement to be held on the dates as given in the Date Sheet

Sd/-  
Deputy controller of Examination

### Important Examination and Result Guidelines:

While attempting your question paper in the examination hall, you have to strictly abide by various instructions which are printed on the cover page of each Answer Book. Some of the important guidelines are reproduced here for your benefit.

**Note: The appearance of the candidate is purely on provisional basis subject to determination of eligibility**


1. Always keep the Examination Admit Card/Roll No. Slip with you and show it the supervisory staff/inspection team on duty as and when required/demanded.
2. No candidate shall be allowed to carry inside the Examination Hall, any textual material, printed or written, bits of paper or any other material of like nature. If any candidate is found in possession of such material after commencement of examination- whether in use or not- he/she is liable to be disqualified. Cellular phones, pager and other Electronic devices are not allowed during the examination. Candidates must deposit these items in the custody of the supervisory staff well before the commencement of the Examination.
3. A candidate, who reports after 30 minutes of the commencement of the Examination, shall not be permitted to take the Examination.
4. Write your Roll No./Enrollment No. neatly and correctly on the right side of Answer Book in the box shown below the caption "To be filled by the candidate".
5. Write carefully the Name of Examination, Name of the Subject, Name of Paper/Course, Date of Examination at two places viz on the right side and on the left side of the cover page of the Answer Book at the space provided for purpose.
6. Mention the same Question No. against the answer of a question as given in the Question paper.
7. **After the declaration of result**, if the result of any candidate is captioned as PMA/LO/IR/DE/, he/she should immediately bring it to the notice of the Tabulation Section of Examination Wing within 15 days positively, failing which no claim whatsoever shall be entertained.
8. If a candidate appears in the subject/paper in which He/She is not otherwise eligible, His/Her examination to that subject/paper shall stand automatically cancelled and the candidate will have no claim whatsoever.



# University of Kashmir, Srinagar

## Admit Card

UG 5TH & 6TH Semester Backlog Examination Batch-2015.

<b>Course:</b>	<b>BA</b>	<b>Roll No:</b>	<b>20561683</b>
<b>Session:</b>	<b>Bi-Ann</b>	<b>Year:</b>	<b>2020</b>
<b>Name of the Candidate:</b>	SUMYRAH GULL		
<b>Son/Daughter of:</b>	GH MOHD HAJAM		
<b>Centre No:</b>	2		
<b>Name of the Centre:</b>	GOVT DEGREE COLLEGE, ANANTNAG (BOYS)		
<b>Subject(s) in which to be Examined:</b>	AR05-UR06		

Please admit the candidate (Provisionally) in the center for the subjects(s) mentioned in the statement to be held on the dates as given in the Date Sheet

**Sd/-**  
**Deputy controller of Examination**

### Important Examination and Result Guidelines:

While attempting your question paper in the examination hall, you have to strictly abide by various instructions which are printed on the cover page of each Answer Book. Some of the important guidelines are reproduced here for your benefit.

**Note: The appearance of the candidate is purely on provisional basis subject to determination of eligibility**


1. Always keep the Examination Admit Card/Roll No. Slip with you and show it the supervisory staff/inspection team on duty as and when required/demanded.
2. No candidate shall be allowed to carry inside the Examination Hall, any textual material, printed or written, bits of paper or any other material of like nature. If any candidate is found in possession of such material after commencement of examination- whether in use or not- he/she is liable to be disqualified. Cellular phones, pager and other Electronic devices are not allowed during the examination. Candidates must deposit these items in the custody of the supervisory staff well before the commencement of the Examination.
3. A candidate, who reports after 30 minutes of the commencement of the Examination, shall not be permitted to take the Examination.
4. Write your Roll No./Enrollment No. neatly and correctly on the right side of Answer Book in the box shown below the caption "To be filled by the candidate".
5. Write carefully the Name of Examination, Name of the Subject, Name of Paper/Course, Date of Examination at two places viz on the right side and on the left side of the cover page of the Answer Book at the space provided for purpose.
6. Mention the same Question No. against the answer of a question as given in the Question paper.
7. **After the declaration of result**, if the result of any candidate is captioned as PMA/LO/IR/DE/, he/she should immediately bring it to the notice of the Tabulation Section of Examination Wing within 15 days positively, failing which no claim whatsoever shall be entertained.
8. If a candidate appears in the subject/paper in which He/She is not otherwise eligible, His/Her examination to that subject/paper shall stand automatically cancelled and the candidate will have no claim whatsoever.



# University of Kashmir, Srinagar

## Admit Card

UG 5TH & 6TH Semester Backlog Examination Batch-2015.

<b>Course:</b>	<b>BA</b>	<b>Roll No:</b>	<b>20561684</b>
<b>Session:</b>	<b>Bi-Ann</b>	<b>Year:</b>	<b>2020</b>
<b>Name of the Candidate:</b>	AFSHANA AKHTER		
<b>Son/Daughter of:</b>	GHULAM NABI NAIK		
<b>Centre No:</b>	2		
<b>Name of the Centre:</b>	GOVT DEGREE COLLEGE, ANANTNAG (BOYS)		
<b>Subject(s) in which to be Examined:</b>	ENG05		

Please admit the candidate (Provisionally) in the center for the subjects(s) mentioned in the statement to be held on the dates as given in the Date Sheet

**Sd/-**  
**Deputy controller of Examination**

### Important Examination and Result Guidelines:

While attempting your question paper in the examination hall, you have to strictly abide by various instructions which are printed on the cover page of each Answer Book. Some of the important guidelines are reproduced here for your benefit.

**Note: The appearance of the candidate is purely on provisional basis subject to determination of eligibility**


1. Always keep the Examination Admit Card/Roll No. Slip with you and show it the supervisory staff/inspection team on duty as and when required/demanded.
2. No candidate shall be allowed to carry inside the Examination Hall, any textual material, printed or written, bits of paper or any other material of like nature. If any candidate is found in possession of such material after commencement of examination- whether in use or not- he/she is liable to be disqualified. Cellular phones, pager and other Electronic devices are not allowed during the examination. Candidates must deposit these items in the custody of the supervisory staff well before the commencement of the Examination.
3. A candidate, who reports after 30 minutes of the commencement of the Examination, shall not be permitted to take the Examination.
4. Write your Roll No./Enrollment No. neatly and correctly on the right side of Answer Book in the box shown below the caption "To be filled by the candidate".
5. Write carefully the Name of Examination, Name of the Subject, Name of Paper/Course, Date of Examination at two places viz on the right side and on the left side of the cover page of the Answer Book at the space provided for purpose.
6. Mention the same Question No. against the answer of a question as given in the Question paper.
7. **After the declaration of result**, if the result of any candidate is captioned as PMA/LO/IR/DE/, he/she should immediately bring it to the notice of the Tabulation Section of Examination Wing within 15 days positively, failing which no claim whatsoever shall be entertained.
8. If a candidate appears in the subject/paper in which He/She is not otherwise eligible, His/Her examination to that subject/paper shall stand automatically cancelled and the candidate will have no claim whatsoever.



# University of Kashmir, Srinagar

## Admit Card

UG 5TH & 6TH Semester Backlog Examination Batch-2015.

<b>Course:</b>	<b>BA</b>	<b>Roll No:</b>	<b>20561685</b>
<b>Session:</b>	<b>Bi-Ann</b>	<b>Year:</b>	<b>2020</b>
<b>Name of the Candidate:</b>	<b>MASIN JAN</b>		
<b>Son/Daughter of:</b>	<b>MOHAMMAD AMIN SHAH</b>		
<b>Centre No:</b>	<b>2</b>		
<b>Name of the Centre:</b>	<b>GOVT DEGREE COLLEGE, ANANTNAG (BOYS)</b>		
<b>Subject(s) in which to be Examined:</b>	<b>ENG05</b>		

Please admit the candidate (Provisionally) in the center for the subjects(s) mentioned in the statement to be held on the dates as given in the Date Sheet

**Sd/-**  
**Deputy controller of Examination**

### Important Examination and Result Guidelines:

While attempting your question paper in the examination hall, you have to strictly abide by various instructions which are printed on the cover page of each Answer Book. Some of the important guidelines are reproduced here for your benefit.

**Note: The appearance of the candidate is purely on provisional basis subject to determination of eligibility**

1. Always keep the Examination Admit Card/Roll No. Slip with you and show it the supervisory staff/inspection team on duty as and when required/demanded.
2. No candidate shall be allowed to carry inside the Examination Hall, any textual material, printed or written, bits of paper or any other material of like nature. If any candidate is found in possession of such material after commencement of examination- whether in use or not- he/she is liable to be disqualified. Cellular phones, pager and other Electronic devices are not allowed during the examination. Candidates must deposit these items in the custody of the supervisory staff well before the commencement of the Examination.
3. A candidate, who reports after 30 minutes of the commencement of the Examination, shall not be permitted to take the Examination.
4. Write your Roll No./Enrollment No. neatly and correctly on the right side of Answer Book in the box shown below the caption "To be filled by the candidate".
5. Write carefully the Name of Examination, Name of the Subject, Name of Paper/Course, Date of Examination at two places viz on the right side and on the left side of the cover page of the Answer Book at the space provided for purpose.
6. Mention the same Question No. against the answer of a question as given in the Question paper.
7. **After the declaration of result**, if the result of any candidate is captioned as PMA/LO/IR/DE/, he/she should immediately bring it to the notice of the Tabulation Section of Examination Wing within 15 days positively, failing which no claim whatsoever shall be entertained.
8. If a candidate appears in the subject/paper in which He/She is not otherwise eligible, His/Her examination to that subject/paper shall stand automatically cancelled and the candidate will have no claim whatsoever.






# University of Kashmir, Srinagar

## Admit Card

UG 5TH & 6TH Semester Backlog Examination Batch-2015.

<b>Course:</b>	<b>BA</b>	<b>Roll No:</b>	<b>20561686</b>
<b>Session:</b>	Bi-Ann	<b>Year:</b>	2020
<b>Name of the Candidate:</b>	ROOMI JAN		
<b>Son/Daughter of:</b>	MOHAMMAD ASHRAF THOKER		
<b>Centre No:</b>	2		
<b>Name of the Centre:</b>	GOVT DEGREE COLLEGE, ANANTNAG (BOYS)		
<b>Subject(s) in which to be Examined:</b>	ENG05		

Please admit the candidate (Provisionally) in the center for the subjects(s) mentioned in the statement to be held on the dates as given in the Date Sheet

**Sd/-**  
**Deputy controller of Examination**

### Important Examination and Result Guidelines:

While attempting your question paper in the examination hall, you have to strictly abide by various instructions which are printed on the cover page of each Answer Book. Some of the important guidelines are reproduced here for your benefit.

**Note: The appearance of the candidate is purely on provisional basis subject to determination of eligibility**


1. Always keep the Examination Admit Card/Roll No. Slip with you and show it the supervisory staff/inspection team on duty as and when required/demanded.
2. No candidate shall be allowed to carry inside the Examination Hall, any textual material, printed or written, bits of paper or any other material of like nature. If any candidate is found in possession of such material after commencement of examination- whether in use or not- he/she is liable to be disqualified. Cellular phones, pager and other Electronic devices are not allowed during the examination. Candidates must deposit these items in the custody of the supervisory staff well before the commencement of the Examination.
3. A candidate, who reports after 30 minutes of the commencement of the Examination, shall not be permitted to take the Examination.
4. Write your Roll No./Enrollment No. neatly and correctly on the right side of Answer Book in the box shown below the caption "To be filled by the candidate".
5. Write carefully the Name of Examination, Name of the Subject, Name of Paper/Course, Date of Examination at two places viz on the right side and on the left side of the cover page of the Answer Book at the space provided for purpose.
6. Mention the same Question No. against the answer of a question as given in the Question paper.
7. **After the declaration of result**, if the result of any candidate is captioned as PMA/LO/IR/DE/, he/she should immediately bring it to the notice of the Tabulation Section of Examination Wing within 15 days positively, failing which no claim whatsoever shall be entertained.
8. If a candidate appears in the subject/paper in which He/She is not otherwise eligible, His/Her examination to that subject/paper shall stand automatically cancelled and the candidate will have no claim whatsoever.



# University of Kashmir, Srinagar

## Admit Card

UG 5TH & 6TH Semester Backlog Examination Batch-2015.

<b>Course:</b>	<b>BA</b>	<b>Roll No:</b>	<b>20561687</b>
<b>Session:</b>	<b>Bi-Ann</b>	<b>Year:</b>	<b>2020</b>
<b>Name of the Candidate:</b>	SUMERA REYAZ		
<b>Son/Daughter of:</b>	REYAZ AHMAD BHAT		
<b>Centre No:</b>	2		
<b>Name of the Centre:</b>	GOVT DEGREE COLLEGE, ANANTNAG (BOYS)		
<b>Subject(s) in which to be Examined:</b>	AR05-ED06		

Please admit the candidate (Provisionally) in the center for the subjects(s) mentioned in the statement to be held on the dates as given in the Date Sheet

**Sd/-**  
**Deputy controller of Examination**

### Important Examination and Result Guidelines:

While attempting your question paper in the examination hall, you have to strictly abide by various instructions which are printed on the cover page of each Answer Book. Some of the important guidelines are reproduced here for your benefit.

**Note: The appearance of the candidate is purely on provisional basis subject to determination of eligibility**


1. Always keep the Examination Admit Card/Roll No. Slip with you and show it the supervisory staff/inspection team on duty as and when required/demanded.
2. No candidate shall be allowed to carry inside the Examination Hall, any textual material, printed or written, bits of paper or any other material of like nature. If any candidate is found in possession of such material after commencement of examination- whether in use or not- he/she is liable to be disqualified. Cellular phones, pager and other Electronic devices are not allowed during the examination. Candidates must deposit these items in the custody of the supervisory staff well before the commencement of the Examination.
3. A candidate, who reports after 30 minutes of the commencement of the Examination, shall not be permitted to take the Examination.
4. Write your Roll No./Enrollment No. neatly and correctly on the right side of Answer Book in the box shown below the caption "To be filled by the candidate".
5. Write carefully the Name of Examination, Name of the Subject, Name of Paper/Course, Date of Examination at two places viz on the right side and on the left side of the cover page of the Answer Book at the space provided for purpose.
6. Mention the same Question No. against the answer of a question as given in the Question paper.
7. **After the declaration of result**, if the result of any candidate is captioned as PMA/LO/IR/DE/, he/she should immediately bring it to the notice of the Tabulation Section of Examination Wing within 15 days positively, failing which no claim whatsoever shall be entertained.
8. If a candidate appears in the subject/paper in which He/She is not otherwise eligible, His/Her examination to that subject/paper shall stand automatically cancelled and the candidate will have no claim whatsoever.



# University of Kashmir, Srinagar

## Admit Card

UG 5TH & 6TH Semester Backlog Examination Batch-2015.

<b>Course:</b>	<b>BA</b>	<b>Roll No:</b>	<b>20561688</b>
<b>Session:</b>	<b>Bi-Ann</b>	<b>Year:</b>	<b>2020</b>
<b>Name of the Candidate:</b>	UZMA MOHI UD DIN		
<b>Son/Daughter of:</b>	GHULAM MOHI UD DIN MIR		
<b>Centre No:</b>	2		
<b>Name of the Centre:</b>	GOVT DEGREE COLLEGE, ANANTNAG (BOYS)		
<b>Subject(s) in which to be Examined:</b>	ENG05-AR05		

Please admit the candidate (Provisionally) in the center for the subjects(s) mentioned in the statement to be held on the dates as given in the Date Sheet

**Sd/-**  
**Deputy controller of Examination**

### Important Examination and Result Guidelines:

While attempting your question paper in the examination hall, you have to strictly abide by various instructions which are printed on the cover page of each Answer Book. Some of the important guidelines are reproduced here for your benefit.

**Note: The appearance of the candidate is purely on provisional basis subject to determination of eligibility**

1. Always keep the Examination Admit Card/Roll No. Slip with you and show it the supervisory staff/inspection team on duty as and when required/demanded.
2. No candidate shall be allowed to carry inside the Examination Hall, any textual material, printed or written, bits of paper or any other material of like nature. If any candidate is found in possession of such material after commencement of examination- whether in use or not- he/she is liable to be disqualified. Cellular phones, pager and other Electronic devices are not allowed during the examination. Candidates must deposit these items in the custody of the supervisory staff well before the commencement of the Examination.
3. A candidate, who reports after 30 minutes of the commencement of the Examination, shall not be permitted to take the Examination.
4. Write your Roll No./Enrollment No. neatly and correctly on the right side of Answer Book in the box shown below the caption "To be filled by the candidate".
5. Write carefully the Name of Examination, Name of the Subject, Name of Paper/Course, Date of Examination at two places viz on the right side and on the left side of the cover page of the Answer Book at the space provided for purpose.
6. Mention the same Question No. against the answer of a question as given in the Question paper.
7. **After the declaration of result**, if the result of any candidate is captioned as PMA/LO/IR/DE/, he/she should immediately bring it to the notice of the Tabulation Section of Examination Wing within 15 days positively, failing which no claim whatsoever shall be entertained.
8. If a candidate appears in the subject/paper in which He/She is not otherwise eligible, His/Her examination to that subject/paper shall stand automatically cancelled and the candidate will have no claim whatsoever.



# University of Kashmir, Srinagar

## Admit Card

UG 5TH & 6TH Semester Backlog Examination Batch-2015.

<b>Course:</b>	<b>BA</b>	<b>Roll No:</b>	<b>20561689</b>
<b>Session:</b>	<b>Bi-Ann</b>	<b>Year:</b>	<b>2020</b>
<b>Name of the Candidate:</b>	SABA RUSTUM		
<b>Son/Daughter of:</b>	MOHD RUSTUM BHAT		
<b>Centre No:</b>	2		
<b>Name of the Centre:</b>	GOVT DEGREE COLLEGE, ANANTNAG (BOYS)		
<b>Subject(s) in which to be Examined:</b>	ENG05-ED06-KMR06		



Please admit the candidate (Provisionally) in the center for the subjects(s) mentioned in the statement to be held on the dates as given in the Date Sheet

**Sd/-**  
**Deputy controller of Examination**

### Important Examination and Result Guidelines:

While attempting your question paper in the examination hall, you have to strictly abide by various instructions which are printed on the cover page of each Answer Book. Some of the important guidelines are reproduced here for your benefit.

**Note: The appearance of the candidate is purely on provisional basis subject to determination of eligibility**

1. Always keep the Examination Admit Card/Roll No. Slip with you and show it the supervisory staff/inspection team on duty as and when required/demanded.
2. No candidate shall be allowed to carry inside the Examination Hall, any textual material, printed or written, bits of paper or any other material of like nature. If any candidate is found in possession of such material after commencement of examination- whether in use or not- he/she is liable to be disqualified. Cellular phones, pager and other Electronic devices are not allowed during the examination. Candidates must deposit these items in the custody of the supervisory staff well before the commencement of the Examination.
3. A candidate, who reports after 30 minutes of the commencement of the Examination, shall not be permitted to take the Examination.
4. Write your Roll No./Enrollment No. neatly and correctly on the right side of Answer Book in the box shown below the caption "To be filled by the candidate".
5. Write carefully the Name of Examination, Name of the Subject, Name of Paper/Course, Date of Examination at two places viz on the right side and on the left side of the cover page of the Answer Book at the space provided for purpose.
6. Mention the same Question No. against the answer of a question as given in the Question paper.
7. **After the declaration of result**, if the result of any candidate is captioned as PMA/LO/IR/DE/, he/she should immediately bring it to the notice of the Tabulation Section of Examination Wing within 15 days positively, failing which no claim whatsoever shall be entertained.
8. If a candidate appears in the subject/paper in which He/She is not otherwise eligible, His/Her examination to that subject/paper shall stand automatically cancelled and the candidate will have no claim whatsoever.



# University of Kashmir, Srinagar

## Admit Card

UG 5TH & 6TH Semester Backlog Examination Batch-2015.

<b>Course:</b>	<b>BA</b>	<b>Roll No:</b>	<b>20561690</b>
<b>Session:</b>	<b>Bi-Ann</b>	<b>Year:</b>	<b>2020</b>
<b>Name of the Candidate:</b>	SHAHEENA AKHTER		
<b>Son/Daughter of:</b>	AB AZIZ MALLAH		
<b>Centre No:</b>	2		
<b>Name of the Centre:</b>	GOVT DEGREE COLLEGE, ANANTNAG (BOYS)		
<b>Subject(s) in which to be Examined:</b>	ENG05-ED06-AR06		



Please admit the candidate (Provisionally) in the center for the subjects(s) mentioned in the statement to be held on the dates as given in the Date Sheet

**Sd/-**  
**Deputy controller of Examination**

### Important Examination and Result Guidelines:

While attempting your question paper in the examination hall, you have to strictly abide by various instructions which are printed on the cover page of each Answer Book. Some of the important guidelines are reproduced here for your benefit.

**Note: The appearance of the candidate is purely on provisional basis subject to determination of eligibility**

1. Always keep the Examination Admit Card/Roll No. Slip with you and show it the supervisory staff/inspection team on duty as and when required/demanded.
2. No candidate shall be allowed to carry inside the Examination Hall, any textual material, printed or written, bits of paper or any other material of like nature. If any candidate is found in possession of such material after commencement of examination- whether in use or not- he/she is liable to be disqualified. Cellular phones, pager and other Electronic devices are not allowed during the examination. Candidates must deposit these items in the custody of the supervisory staff well before the commencement of the Examination.
3. A candidate, who reports after 30 minutes of the commencement of the Examination, shall not be permitted to take the Examination.
4. Write your Roll No./Enrollment No. neatly and correctly on the right side of Answer Book in the box shown below the caption "To be filled by the candidate".
5. Write carefully the Name of Examination, Name of the Subject, Name of Paper/Course, Date of Examination at two places viz on the right side and on the left side of the cover page of the Answer Book at the space provided for purpose.
6. Mention the same Question No. against the answer of a question as given in the Question paper.
7. **After the declaration of result**, if the result of any candidate is captioned as PMA/LO/IR/DE/, he/she should immediately bring it to the notice of the Tabulation Section of Examination Wing within 15 days positively, failing which no claim whatsoever shall be entertained.
8. If a candidate appears in the subject/paper in which He/She is not otherwise eligible, His/Her examination to that subject/paper shall stand automatically cancelled and the candidate will have no claim whatsoever.



# University of Kashmir, Srinagar

## Admit Card

UG 5TH & 6TH Semester Backlog Examination Batch-2015.

<b>Course:</b>	<b>BA</b>	<b>Roll No:</b>	<b>20561691</b>
<b>Session:</b>	<b>Bi-Ann</b>	<b>Year:</b>	<b>2020</b>
<b>Name of the Candidate:</b>	SABREENA AKHTER		
<b>Son/Daughter of:</b>	GULL MOHD GANIE		
<b>Centre No:</b>	2		
<b>Name of the Centre:</b>	GOVT DEGREE COLLEGE, ANANTNAG (BOYS)		
<b>Subject(s) in which to be Examined:</b>	ENG05-SO05-PS06		



Please admit the candidate (Provisionally) in the center for the subjects(s) mentioned in the statement to be held on the dates as given in the Date Sheet

**Sd/-**  
**Deputy controller of Examination**

### Important Examination and Result Guidelines:

While attempting your question paper in the examination hall, you have to strictly abide by various instructions which are printed on the cover page of each Answer Book. Some of the important guidelines are reproduced here for your benefit.

**Note: The appearance of the candidate is purely on provisional basis subject to determination of eligibility**

1. Always keep the Examination Admit Card/Roll No. Slip with you and show it the supervisory staff/inspection team on duty as and when required/demanded.
2. No candidate shall be allowed to carry inside the Examination Hall, any textual material, printed or written, bits of paper or any other material of like nature. If any candidate is found in possession of such material after commencement of examination- whether in use or not- he/she is liable to be disqualified. Cellular phones, pager and other Electronic devices are not allowed during the examination. Candidates must deposit these items in the custody of the supervisory staff well before the commencement of the Examination.
3. A candidate, who reports after 30 minutes of the commencement of the Examination, shall not be permitted to take the Examination.
4. Write your Roll No./Enrollment No. neatly and correctly on the right side of Answer Book in the box shown below the caption "To be filled by the candidate".
5. Write carefully the Name of Examination, Name of the Subject, Name of Paper/Course, Date of Examination at two places viz on the right side and on the left side of the cover page of the Answer Book at the space provided for purpose.
6. Mention the same Question No. against the answer of a question as given in the Question paper.
7. **After the declaration of result**, if the result of any candidate is captioned as PMA/LO/IR/DE/, he/she should immediately bring it to the notice of the Tabulation Section of Examination Wing within 15 days positively, failing which no claim whatsoever shall be entertained.
8. If a candidate appears in the subject/paper in which He/She is not otherwise eligible, His/Her examination to that subject/paper shall stand automatically cancelled and the candidate will have no claim whatsoever.



# University of Kashmir, Srinagar

## Admit Card

UG 5TH & 6TH Semester Backlog Examination Batch-2015.

<b>Course:</b>	<b>BA</b>	<b>Roll No:</b>	<b>20561692</b>
<b>Session:</b>	<b>Bi-Ann</b>	<b>Year:</b>	<b>2020</b>
<b>Name of the Candidate:</b>	QURRAT UL AIN		
<b>Son/Daughter of:</b>	FAYAZ AHMAD MALLA		
<b>Centre No:</b>	2		
<b>Name of the Centre:</b>	GOVT DEGREE COLLEGE, ANANTNAG (BOYS)		
<b>Subject(s) in which to be Examined:</b>	ED05-SO05		



Please admit the candidate (Provisionally) in the center for the subjects(s) mentioned in the statement to be held on the dates as given in the Date Sheet

**Sd/-**  
**Deputy controller of Examination**

### Important Examination and Result Guidelines:

While attempting your question paper in the examination hall, you have to strictly abide by various instructions which are printed on the cover page of each Answer Book. Some of the important guidelines are reproduced here for your benefit.

**Note: The appearance of the candidate is purely on provisional basis subject to determination of eligibility**


1. Always keep the Examination Admit Card/Roll No. Slip with you and show it the supervisory staff/inspection team on duty as and when required/demanded.
2. No candidate shall be allowed to carry inside the Examination Hall, any textual material, printed or written, bits of paper or any other material of like nature. If any candidate is found in possession of such material after commencement of examination- whether in use or not- he/she is liable to be disqualified. Cellular phones, pager and other Electronic devices are not allowed during the examination. Candidates must deposit these items in the custody of the supervisory staff well before the commencement of the Examination.
3. A candidate, who reports after 30 minutes of the commencement of the Examination, shall not be permitted to take the Examination.
4. Write your Roll No./Enrollment No. neatly and correctly on the right side of Answer Book in the box shown below the caption "To be filled by the candidate".
5. Write carefully the Name of Examination, Name of the Subject, Name of Paper/Course, Date of Examination at two places viz on the right side and on the left side of the cover page of the Answer Book at the space provided for purpose.
6. Mention the same Question No. against the answer of a question as given in the Question paper.
7. **After the declaration of result**, if the result of any candidate is captioned as PMA/LO/IR/DE/, he/she should immediately bring it to the notice of the Tabulation Section of Examination Wing within 15 days positively, failing which no claim whatsoever shall be entertained.
8. If a candidate appears in the subject/paper in which He/She is not otherwise eligible, His/Her examination to that subject/paper shall stand automatically cancelled and the candidate will have no claim whatsoever.



# University of Kashmir, Srinagar

## Admit Card

UG 5TH & 6TH Semester Backlog Examination Batch-2015.

<b>Course:</b>	<b>BA</b>	<b>Roll No:</b>	<b>20561693</b>
<b>Session:</b>	<b>Bi-Ann</b>	<b>Year:</b>	<b>2020</b>
<b>Name of the Candidate:</b>	RUQIYA RASHID		
<b>Son/Daughter of:</b>	AB RASHID BHAT		
<b>Centre No:</b>	2		
<b>Name of the Centre:</b>	GOVT DEGREE COLLEGE, ANANTNAG (BOYS)		
<b>Subject(s) in which to be Examined:</b>	AR05		

Please admit the candidate (Provisionally) in the center for the subjects(s) mentioned in the statement to be held on the dates as given in the Date Sheet

**Sd/-**  
**Deputy controller of Examination**

### Important Examination and Result Guidelines:

While attempting your question paper in the examination hall, you have to strictly abide by various instructions which are printed on the cover page of each Answer Book. Some of the important guidelines are reproduced here for your benefit.

**Note: The appearance of the candidate is purely on provisional basis subject to determination of eligibility**

1. Always keep the Examination Admit Card/Roll No. Slip with you and show it the supervisory staff/inspection team on duty as and when required/demanded.
2. No candidate shall be allowed to carry inside the Examination Hall, any textual material, printed or written, bits of paper or any other material of like nature. If any candidate is found in possession of such material after commencement of examination- whether in use or not- he/she is liable to be disqualified. Cellular phones, pager and other Electronic devices are not allowed during the examination. Candidates must deposit these items in the custody of the supervisory staff well before the commencement of the Examination.
3. A candidate, who reports after 30 minutes of the commencement of the Examination, shall not be permitted to take the Examination.
4. Write your Roll No./Enrollment No. neatly and correctly on the right side of Answer Book in the box shown below the caption "To be filled by the candidate".
5. Write carefully the Name of Examination, Name of the Subject, Name of Paper/Course, Date of Examination at two places viz on the right side and on the left side of the cover page of the Answer Book at the space provided for purpose.
6. Mention the same Question No. against the answer of a question as given in the Question paper.
7. **After the declaration of result**, if the result of any candidate is captioned as PMA/LO/IR/DE/, he/she should immediately bring it to the notice of the Tabulation Section of Examination Wing within 15 days positively, failing which no claim whatsoever shall be entertained.
8. If a candidate appears in the subject/paper in which He/She is not otherwise eligible, His/Her examination to that subject/paper shall stand automatically cancelled and the candidate will have no claim whatsoever.





# University of Kashmir, Srinagar

## Admit Card

UG 5TH & 6TH Semester Backlog Examination Batch-2015.

<b>Course:</b>	<b>BA</b>	<b>Roll No:</b>	<b>20561694</b>
<b>Session:</b>	<b>Bi-Ann</b>	<b>Year:</b>	<b>2020</b>
<b>Name of the Candidate:</b>	AFROZA BANOO		
<b>Son/Daughter of:</b>	JANA BEGUM		
<b>Centre No:</b>	2		
<b>Name of the Centre:</b>	GOVT DEGREE COLLEGE, ANANTNAG (BOYS)		
<b>Subject(s) in which to be Examined:</b>	ED05		



Please admit the candidate (Provisionally) in the center for the subjects(s) mentioned in the statement to be held on the dates as given in the Date Sheet

**Sd/-**  
**Deputy controller of Examination**

### Important Examination and Result Guidelines:

While attempting your question paper in the examination hall, you have to strictly abide by various instructions which are printed on the cover page of each Answer Book. Some of the important guidelines are reproduced here for your benefit.

**Note: The appearance of the candidate is purely on provisional basis subject to determination of eligibility**


1. Always keep the Examination Admit Card/Roll No. Slip with you and show it the supervisory staff/inspection team on duty as and when required/demanded.
2. No candidate shall be allowed to carry inside the Examination Hall, any textual material, printed or written, bits of paper or any other material of like nature. If any candidate is found in possession of such material after commencement of examination- whether in use or not- he/she is liable to be disqualified. Cellular phones, pager and other Electronic devices are not allowed during the examination. Candidates must deposit these items in the custody of the supervisory staff well before the commencement of the Examination.
3. A candidate, who reports after 30 minutes of the commencement of the Examination, shall not be permitted to take the Examination.
4. Write your Roll No./Enrollment No. neatly and correctly on the right side of Answer Book in the box shown below the caption "To be filled by the candidate".
5. Write carefully the Name of Examination, Name of the Subject, Name of Paper/Course, Date of Examination at two places viz on the right side and on the left side of the cover page of the Answer Book at the space provided for purpose.
6. Mention the same Question No. against the answer of a question as given in the Question paper.
7. **After the declaration of result**, if the result of any candidate is captioned as PMA/LO/IR/DE/, he/she should immediately bring it to the notice of the Tabulation Section of Examination Wing within 15 days positively, failing which no claim whatsoever shall be entertained.
8. If a candidate appears in the subject/paper in which He/She is not otherwise eligible, His/Her examination to that subject/paper shall stand automatically cancelled and the candidate will have no claim whatsoever.



# University of Kashmir, Srinagar

## Admit Card

UG 5TH & 6TH Semester Backlog Examination Batch-2015.

<b>Course:</b>	<b>BA</b>	<b>Roll No:</b>	<b>20561695</b>
<b>Session:</b>	<b>Bi-Ann</b>	<b>Year:</b>	<b>2020</b>
<b>Name of the Candidate:</b>	SHAZIA JAN		
<b>Son/Daughter of:</b>	MOHD SHAFIQ DAR		
<b>Centre No:</b>	2		
<b>Name of the Centre:</b>	GOVT DEGREE COLLEGE, ANANTNAG (BOYS)		
<b>Subject(s) in which to be Examined:</b>	ENG05		

Please admit the candidate (Provisionally) in the center for the subjects(s) mentioned in the statement to be held on the dates as given in the Date Sheet

Sd/-  
Deputy controller of Examination

### Important Examination and Result Guidelines:

While attempting your question paper in the examination hall, you have to strictly abide by various instructions which are printed on the cover page of each Answer Book. Some of the important guidelines are reproduced here for your benefit.

**Note: The appearance of the candidate is purely on provisional basis subject to determination of eligibility**

1. Always keep the Examination Admit Card/Roll No. Slip with you and show it the supervisory staff/inspection team on duty as and when required/demanded.
2. No candidate shall be allowed to carry inside the Examination Hall, any textual material, printed or written, bits of paper or any other material of like nature. If any candidate is found in possession of such material after commencement of examination- whether in use or not- he/she is liable to be disqualified. Cellular phones, pager and other Electronic devices are not allowed during the examination. Candidates must deposit these items in the custody of the supervisory staff well before the commencement of the Examination.
3. A candidate, who reports after 30 minutes of the commencement of the Examination, shall not be permitted to take the Examination.
4. Write your Roll No./Enrollment No. neatly and correctly on the right side of Answer Book in the box shown below the caption "To be filled by the candidate".
5. Write carefully the Name of Examination, Name of the Subject, Name of Paper/Course, Date of Examination at two places viz on the right side and on the left side of the cover page of the Answer Book at the space provided for purpose.
6. Mention the same Question No. against the answer of a question as given in the Question paper.
7. **After the declaration of result**, if the result of any candidate is captioned as PMA/LO/IR/DE/, he/she should immediately bring it to the notice of the Tabulation Section of Examination Wing within 15 days positively, failing which no claim whatsoever shall be entertained.
8. If a candidate appears in the subject/paper in which He/She is not otherwise eligible, His/Her examination to that subject/paper shall stand automatically cancelled and the candidate will have no claim whatsoever.



# University of Kashmir, Srinagar

## Admit Card

UG 5TH & 6TH Semester Backlog Examination Batch-2015.

<b>Course:</b>	<b>BA</b>	<b>Roll No:</b>	<b>20561696</b>
<b>Session:</b>	Bi-Ann	<b>Year:</b>	2020
<b>Name of the Candidate:</b>	SHAZIA JAN		
<b>Son/Daughter of:</b>	MUSHTAQ AHMAD WANI		
<b>Centre No:</b>	2		
<b>Name of the Centre:</b>	GOVT DEGREE COLLEGE, ANANTNAG (BOYS)		
<b>Subject(s) in which to be Examined:</b>	SO05		



Please admit the candidate (Provisionally) in the center for the subjects(s) mentioned in the statement to be held on the dates as given in the Date Sheet

**Sd/-**  
**Deputy controller of Examination**

### Important Examination and Result Guidelines:

While attempting your question paper in the examination hall, you have to strictly abide by various instructions which are printed on the cover page of each Answer Book. Some of the important guidelines are reproduced here for your benefit.

**Note: The appearance of the candidate is purely on provisional basis subject to determination of eligibility**

1. Always keep the Examination Admit Card/Roll No. Slip with you and show it the supervisory staff/inspection team on duty as and when required/demanded.
2. No candidate shall be allowed to carry inside the Examination Hall, any textual material, printed or written, bits of paper or any other material of like nature. If any candidate is found in possession of such material after commencement of examination- whether in use or not- he/she is liable to be disqualified. Cellular phones, pager and other Electronic devices are not allowed during the examination. Candidates must deposit these items in the custody of the supervisory staff well before the commencement of the Examination.
3. A candidate, who reports after 30 minutes of the commencement of the Examination, shall not be permitted to take the Examination.
4. Write your Roll No./Enrollment No. neatly and correctly on the right side of Answer Book in the box shown below the caption "To be filled by the candidate".
5. Write carefully the Name of Examination, Name of the Subject, Name of Paper/Course, Date of Examination at two places viz on the right side and on the left side of the cover page of the Answer Book at the space provided for purpose.
6. Mention the same Question No. against the answer of a question as given in the Question paper.
7. **After the declaration of result**, if the result of any candidate is captioned as PMA/LO/IR/DE/, he/she should immediately bring it to the notice of the Tabulation Section of Examination Wing within 15 days positively, failing which no claim whatsoever shall be entertained.
8. If a candidate appears in the subject/paper in which He/She is not otherwise eligible, His/Her examination to that subject/paper shall stand automatically cancelled and the candidate will have no claim whatsoever.




# University of Kashmir, Srinagar

## Admit Card

UG 5TH & 6TH Semester Backlog Examination Batch-2015.

<b>Course:</b>	<b>BA</b>	<b>Roll No:</b>	<b>20561697</b>
<b>Session:</b>	<b>Bi-Ann</b>	<b>Year:</b>	<b>2020</b>
<b>Name of the Candidate:</b>	WILSON RASHID		
<b>Son/Daughter of:</b>	ABDUL RASHID SHEERGEOGRY		
<b>Centre No:</b>	2		
<b>Name of the Centre:</b>	GOVT DEGREE COLLEGE, ANANTNAG (BOYS)		
<b>Subject(s) in which to be Examined:</b>	ENG05		



Please admit the candidate (Provisionally) in the center for the subjects(s) mentioned in the statement to be held on the dates as given in the Date Sheet

**Sd/-**  
**Deputy controller of Examination**

### Important Examination and Result Guidelines:

While attempting your question paper in the examination hall, you have to strictly abide by various instructions which are printed on the cover page of each Answer Book. Some of the important guidelines are reproduced here for your benefit.

**Note: The appearance of the candidate is purely on provisional basis subject to determination of eligibility**

1. Always keep the Examination Admit Card/Roll No. Slip with you and show it the supervisory staff/inspection team on duty as and when required/demanded.
2. No candidate shall be allowed to carry inside the Examination Hall, any textual material, printed or written, bits of paper or any other material of like nature. If any candidate is found in possession of such material after commencement of examination- whether in use or not- he/she is liable to be disqualified. Cellular phones, pager and other Electronic devices are not allowed during the examination. Candidates must deposit these items in the custody of the supervisory staff well before the commencement of the Examination.
3. A candidate, who reports after 30 minutes of the commencement of the Examination, shall not be permitted to take the Examination.
4. Write your Roll No./Enrollment No. neatly and correctly on the right side of Answer Book in the box shown below the caption "To be filled by the candidate".
5. Write carefully the Name of Examination, Name of the Subject, Name of Paper/Course, Date of Examination at two places viz on the right side and on the left side of the cover page of the Answer Book at the space provided for purpose.
6. Mention the same Question No. against the answer of a question as given in the Question paper.
7. **After the declaration of result**, if the result of any candidate is captioned as PMA/LO/IR/DE/, he/she should immediately bring it to the notice of the Tabulation Section of Examination Wing within 15 days positively, failing which no claim whatsoever shall be entertained.
8. If a candidate appears in the subject/paper in which He/She is not otherwise eligible, His/Her examination to that subject/paper shall stand automatically cancelled and the candidate will have no claim whatsoever.



# University of Kashmir, Srinagar

## Admit Card

UG 5TH & 6TH Semester Backlog Examination Batch-2015.

<b>Course:</b>	<b>BA</b>	<b>Roll No:</b>	<b>20561698</b>
<b>Session:</b>	Bi-Ann	<b>Year:</b>	2020
<b>Name of the Candidate:</b>	SHAZIA PARVEEN		
<b>Son/Daughter of:</b>	MOHAMMAD DILAWAR WANI		
<b>Centre No:</b>	2		
<b>Name of the Centre:</b>	GOVT DEGREE COLLEGE, ANANTNAG (BOYS)		
<b>Subject(s) in which to be Examined:</b>	ENG05		



Please admit the candidate (Provisionally) in the center for the subjects(s) mentioned in the statement to be held on the dates as given in the Date Sheet

Sd/-  
Deputy controller of Examination

### Important Examination and Result Guidelines:

While attempting your question paper in the examination hall, you have to strictly abide by various instructions which are printed on the cover page of each Answer Book. Some of the important guidelines are reproduced here for your benefit.

**Note: The appearance of the candidate is purely on provisional basis subject to determination of eligibility**


1. Always keep the Examination Admit Card/Roll No. Slip with you and show it the supervisory staff/inspection team on duty as and when required/demanded.
2. No candidate shall be allowed to carry inside the Examination Hall, any textual material, printed or written, bits of paper or any other material of like nature. If any candidate is found in possession of such material after commencement of examination- whether in use or not- he/she is liable to be disqualified. Cellular phones, pager and other Electronic devices are not allowed during the examination. Candidates must deposit these items in the custody of the supervisory staff well before the commencement of the Examination.
3. A candidate, who reports after 30 minutes of the commencement of the Examination, shall not be permitted to take the Examination.
4. Write your Roll No./Enrollment No. neatly and correctly on the right side of Answer Book in the box shown below the caption "To be filled by the candidate".
5. Write carefully the Name of Examination, Name of the Subject, Name of Paper/Course, Date of Examination at two places viz on the right side and on the left side of the cover page of the Answer Book at the space provided for purpose.
6. Mention the same Question No. against the answer of a question as given in the Question paper.
7. **After the declaration of result**, if the result of any candidate is captioned as PMA/LO/IR/DE/, he/she should immediately bring it to the notice of the Tabulation Section of Examination Wing within 15 days positively, failing which no claim whatsoever shall be entertained.
8. If a candidate appears in the subject/paper in which He/She is not otherwise eligible, His/Her examination to that subject/paper shall stand automatically cancelled and the candidate will have no claim whatsoever.



# University of Kashmir, Srinagar

## Admit Card

UG 5TH & 6TH Semester Backlog Examination Batch-2015.

<b>Course:</b>	<b>BA</b>	<b>Roll No:</b>	<b>20561699</b>
<b>Session:</b>	Bi-Ann	<b>Year:</b>	2020
<b>Name of the Candidate:</b>	AANISA RASOOL		
<b>Son/Daughter of:</b>	GH RASOOL CHOPAN		
<b>Centre No:</b>	2		
<b>Name of the Centre:</b>	GOVT DEGREE COLLEGE, ANANTNAG (BOYS)		
<b>Subject(s) in which to be Examined:</b>	ENG05-AR06		

Please admit the candidate (Provisionally) in the center for the subjects(s) mentioned in the statement to be held on the dates as given in the Date Sheet

Sd/-  
Deputy controller of Examination

### Important Examination and Result Guidelines:

While attempting your question paper in the examination hall, you have to strictly abide by various instructions which are printed on the cover page of each Answer Book. Some of the important guidelines are reproduced here for your benefit.

**Note: The appearance of the candidate is purely on provisional basis subject to determination of eligibility**


1. Always keep the Examination Admit Card/Roll No. Slip with you and show it the supervisory staff/inspection team on duty as and when required/demanded.
2. No candidate shall be allowed to carry inside the Examination Hall, any textual material, printed or written, bits of paper or any other material of like nature. If any candidate is found in possession of such material after commencement of examination- whether in use or not- he/she is liable to be disqualified. Cellular phones, pager and other Electronic devices are not allowed during the examination. Candidates must deposit these items in the custody of the supervisory staff well before the commencement of the Examination.
3. A candidate, who reports after 30 minutes of the commencement of the Examination, shall not be permitted to take the Examination.
4. Write your Roll No./Enrollment No. neatly and correctly on the right side of Answer Book in the box shown below the caption "To be filled by the candidate".
5. Write carefully the Name of Examination, Name of the Subject, Name of Paper/Course, Date of Examination at two places viz on the right side and on the left side of the cover page of the Answer Book at the space provided for purpose.
6. Mention the same Question No. against the answer of a question as given in the Question paper.
7. **After the declaration of result**, if the result of any candidate is captioned as PMA/LO/IR/DE/, he/she should immediately bring it to the notice of the Tabulation Section of Examination Wing within 15 days positively, failing which no claim whatsoever shall be entertained.
8. If a candidate appears in the subject/paper in which He/She is not otherwise eligible, His/Her examination to that subject/paper shall stand automatically cancelled and the candidate will have no claim whatsoever.



# University of Kashmir, Srinagar

## Admit Card

UG 5TH & 6TH Semester Backlog Examination Batch-2015.

<b>Course:</b>	<b>BA</b>	<b>Roll No:</b>	<b>20561700</b>
<b>Session:</b>	<b>Bi-Ann</b>	<b>Year:</b>	<b>2020</b>
<b>Name of the Candidate:</b>	ASMA BANO		
<b>Son/Daughter of:</b>	MOHD RAFIQ SOHIL		
<b>Centre No:</b>	2		
<b>Name of the Centre:</b>	GOVT DEGREE COLLEGE, ANANTNAG (BOYS)		
<b>Subject(s) in which to be Examined:</b>	ENG05-ED06		

Please admit the candidate (Provisionally) in the center for the subjects(s) mentioned in the statement to be held on the dates as given in the Date Sheet

**Sd/-**  
**Deputy controller of Examination**

### Important Examination and Result Guidelines:

While attempting your question paper in the examination hall, you have to strictly abide by various instructions which are printed on the cover page of each Answer Book. Some of the important guidelines are reproduced here for your benefit.

**Note: The appearance of the candidate is purely on provisional basis subject to determination of eligibility**


1. Always keep the Examination Admit Card/Roll No. Slip with you and show it the supervisory staff/inspection team on duty as and when required/demanded.
2. No candidate shall be allowed to carry inside the Examination Hall, any textual material, printed or written, bits of paper or any other material of like nature. If any candidate is found in possession of such material after commencement of examination- whether in use or not- he/she is liable to be disqualified. Cellular phones, pager and other Electronic devices are not allowed during the examination. Candidates must deposit these items in the custody of the supervisory staff well before the commencement of the Examination.
3. A candidate, who reports after 30 minutes of the commencement of the Examination, shall not be permitted to take the Examination.
4. Write your Roll No./Enrollment No. neatly and correctly on the right side of Answer Book in the box shown below the caption "To be filled by the candidate".
5. Write carefully the Name of Examination, Name of the Subject, Name of Paper/Course, Date of Examination at two places viz on the right side and on the left side of the cover page of the Answer Book at the space provided for purpose.
6. Mention the same Question No. against the answer of a question as given in the Question paper.
7. **After the declaration of result**, if the result of any candidate is captioned as PMA/LO/IR/DE/, he/she should immediately bring it to the notice of the Tabulation Section of Examination Wing within 15 days positively, failing which no claim whatsoever shall be entertained.
8. If a candidate appears in the subject/paper in which He/She is not otherwise eligible, His/Her examination to that subject/paper shall stand automatically cancelled and the candidate will have no claim whatsoever.



# University of Kashmir, Srinagar

## Admit Card

UG 5TH & 6TH Semester Backlog Examination Batch-2015.

<b>Course:</b>	<b>BA</b>	<b>Roll No:</b>	<b>20561701</b>
<b>Session:</b>	Bi-Ann	<b>Year:</b>	2020
<b>Name of the Candidate:</b>	BILKEES MUSHTAQ		
<b>Son/Daughter of:</b>	MUSHTAQ AHMAD ALLAIE		
<b>Centre No:</b>	2		
<b>Name of the Centre:</b>	GOVT DEGREE COLLEGE, ANANTNAG (BOYS)		
<b>Subject(s) in which to be Examined:</b>	ENG05		

Please admit the candidate (Provisionally) in the center for the subjects(s) mentioned in the statement to be held on the dates as given in the Date Sheet

Sd/-  
Deputy controller of Examination

### Important Examination and Result Guidelines:

While attempting your question paper in the examination hall, you have to strictly abide by various instructions which are printed on the cover page of each Answer Book. Some of the important guidelines are reproduced here for your benefit.

**Note: The appearance of the candidate is purely on provisional basis subject to determination of eligibility**

1. Always keep the Examination Admit Card/Roll No. Slip with you and show it the supervisory staff/inspection team on duty as and when required/demanded.
2. No candidate shall be allowed to carry inside the Examination Hall, any textual material, printed or written, bits of paper or any other material of like nature. If any candidate is found in possession of such material after commencement of examination- whether in use or not- he/she is liable to be disqualified. Cellular phones, pager and other Electronic devices are not allowed during the examination. Candidates must deposit these items in the custody of the supervisory staff well before the commencement of the Examination.
3. A candidate, who reports after 30 minutes of the commencement of the Examination, shall not be permitted to take the Examination.
4. Write your Roll No./Enrollment No. neatly and correctly on the right side of Answer Book in the box shown below the caption "To be filled by the candidate".
5. Write carefully the Name of Examination, Name of the Subject, Name of Paper/Course, Date of Examination at two places viz on the right side and on the left side of the cover page of the Answer Book at the space provided for purpose.
6. Mention the same Question No. against the answer of a question as given in the Question paper.
7. **After the declaration of result**, if the result of any candidate is captioned as PMA/LO/IR/DE/, he/she should immediately bring it to the notice of the Tabulation Section of Examination Wing within 15 days positively, failing which no claim whatsoever shall be entertained.
8. If a candidate appears in the subject/paper in which He/She is not otherwise eligible, His/Her examination to that subject/paper shall stand automatically cancelled and the candidate will have no claim whatsoever.






# University of Kashmir, Srinagar

## Admit Card

UG 5TH & 6TH Semester Backlog Examination Batch-2015.

<b>Course:</b>	<b>BA</b>	<b>Roll No:</b>	<b>20561702</b>
<b>Session:</b>	Bi-Ann	<b>Year:</b>	2020
<b>Name of the Candidate:</b>	AZRA TARANUM		
<b>Son/Daughter of:</b>	ALI GUL SOHIL		
<b>Centre No:</b>	2		
<b>Name of the Centre:</b>	GOVT DEGREE COLLEGE, ANANTNAG (BOYS)		
<b>Subject(s) in which to be Examined:</b>	SO05		

Please admit the candidate (Provisionally) in the center for the subjects(s) mentioned in the statement to be held on the dates as given in the Date Sheet

**Sd/-**  
**Deputy controller of Examination**

### Important Examination and Result Guidelines:

While attempting your question paper in the examination hall, you have to strictly abide by various instructions which are printed on the cover page of each Answer Book. Some of the important guidelines are reproduced here for your benefit.

**Note: The appearance of the candidate is purely on provisional basis subject to determination of eligibility**


1. Always keep the Examination Admit Card/Roll No. Slip with you and show it the supervisory staff/inspection team on duty as and when required/demanded.
2. No candidate shall be allowed to carry inside the Examination Hall, any textual material, printed or written, bits of paper or any other material of like nature. If any candidate is found in possession of such material after commencement of examination- whether in use or not- he/she is liable to be disqualified. Cellular phones, pager and other Electronic devices are not allowed during the examination. Candidates must deposit these items in the custody of the supervisory staff well before the commencement of the Examination.
3. A candidate, who reports after 30 minutes of the commencement of the Examination, shall not be permitted to take the Examination.
4. Write your Roll No./Enrollment No. neatly and correctly on the right side of Answer Book in the box shown below the caption "To be filled by the candidate".
5. Write carefully the Name of Examination, Name of the Subject, Name of Paper/Course, Date of Examination at two places viz on the right side and on the left side of the cover page of the Answer Book at the space provided for purpose.
6. Mention the same Question No. against the answer of a question as given in the Question paper.
7. **After the declaration of result**, if the result of any candidate is captioned as PMA/LO/IR/DE/, he/she should immediately bring it to the notice of the Tabulation Section of Examination Wing within 15 days positively, failing which no claim whatsoever shall be entertained.
8. If a candidate appears in the subject/paper in which He/She is not otherwise eligible, His/Her examination to that subject/paper shall stand automatically cancelled and the candidate will have no claim whatsoever.



# University of Kashmir, Srinagar

## Admit Card

UG 5TH & 6TH Semester Backlog Examination Batch-2015.

<b>Course:</b>	<b>BA</b>	<b>Roll No:</b>	<b>20561703</b>
<b>Session:</b>	<b>Bi-Ann</b>	<b>Year:</b>	<b>2020</b>
<b>Name of the Candidate:</b>	<b>HUMEERA MUSHTAQ</b>		
<b>Son/Daughter of:</b>	<b>MUSHTAQ AHMAD SHAH</b>		
<b>Centre No:</b>	<b>2</b>		
<b>Name of the Centre:</b>	<b>GOVT DEGREE COLLEGE, ANANTNAG (BOYS)</b>		
<b>Subject(s) in which to be Examined:</b>	<b>ENG05-PS05</b>		

Please admit the candidate (Provisionally) in the center for the subjects(s) mentioned in the statement to be held on the dates as given in the Date Sheet

**Sd/-**  
**Deputy controller of Examination**

### Important Examination and Result Guidelines:

While attempting your question paper in the examination hall, you have to strictly abide by various instructions which are printed on the cover page of each Answer Book. Some of the important guidelines are reproduced here for your benefit.

**Note: The appearance of the candidate is purely on provisional basis subject to determination of eligibility**


1. Always keep the Examination Admit Card/Roll No. Slip with you and show it the supervisory staff/inspection team on duty as and when required/demanded.
2. No candidate shall be allowed to carry inside the Examination Hall, any textual material, printed or written, bits of paper or any other material of like nature. If any candidate is found in possession of such material after commencement of examination- whether in use or not- he/she is liable to be disqualified. Cellular phones, pager and other Electronic devices are not allowed during the examination. Candidates must deposit these items in the custody of the supervisory staff well before the commencement of the Examination.
3. A candidate, who reports after 30 minutes of the commencement of the Examination, shall not be permitted to take the Examination.
4. Write your Roll No./Enrollment No. neatly and correctly on the right side of Answer Book in the box shown below the caption "To be filled by the candidate".
5. Write carefully the Name of Examination, Name of the Subject, Name of Paper/Course, Date of Examination at two places viz on the right side and on the left side of the cover page of the Answer Book at the space provided for purpose.
6. Mention the same Question No. against the answer of a question as given in the Question paper.
7. **After the declaration of result**, if the result of any candidate is captioned as PMA/LO/IR/DE/, he/she should immediately bring it to the notice of the Tabulation Section of Examination Wing within 15 days positively, failing which no claim whatsoever shall be entertained.
8. If a candidate appears in the subject/paper in which He/She is not otherwise eligible, His/Her examination to that subject/paper shall stand automatically cancelled and the candidate will have no claim whatsoever.



# University of Kashmir, Srinagar

## Admit Card

UG 5TH & 6TH Semester Backlog Examination Batch-2015.

<b>Course:</b> BA	<b>Roll No:</b> 20561704
<b>Session:</b> Bi-Ann	<b>Year:</b> 2020
<b>Name of the Candidate:</b> SUBREENA JAN	
<b>Son/Daughter of:</b> AB GANI SHAH	
<b>Centre No:</b> 2	
<b>Name of the Centre:</b> GOVT DEGREE COLLEGE, ANANTNAG (BOYS)	
<b>Subject(s) in which to be Examined:</b> ENG05	

Please admit the candidate (Provisionally) in the center for the subjects(s) mentioned in the statement to be held on the dates as given in the Date Sheet

Sd/-  
Deputy controller of Examination

### Important Examination and Result Guidelines:

While attempting your question paper in the examination hall, you have to strictly abide by various instructions which are printed on the cover page of each Answer Book. Some of the important guidelines are reproduced here for your benefit.

**Note: The appearance of the candidate is purely on provisional basis subject to determination of eligibility**


1. Always keep the Examination Admit Card/Roll No. Slip with you and show it the supervisory staff/inspection team on duty as and when required/demanded.
2. No candidate shall be allowed to carry inside the Examination Hall, any textual material, printed or written, bits of paper or any other material of like nature. If any candidate is found in possession of such material after commencement of examination- whether in use or not- he/she is liable to be disqualified. Cellular phones, pager and other Electronic devices are not allowed during the examination. Candidates must deposit these items in the custody of the supervisory staff well before the commencement of the Examination.
3. A candidate, who reports after 30 minutes of the commencement of the Examination, shall not be permitted to take the Examination.
4. Write your Roll No./Enrollment No. neatly and correctly on the right side of Answer Book in the box shown below the caption "To be filled by the candidate".
5. Write carefully the Name of Examination, Name of the Subject, Name of Paper/Course, Date of Examination at two places viz on the right side and on the left side of the cover page of the Answer Book at the space provided for purpose.
6. Mention the same Question No. against the answer of a question as given in the Question paper.
7. **After the declaration of result**, if the result of any candidate is captioned as PMA/LO/IR/DE/, he/she should immediately bring it to the notice of the Tabulation Section of Examination Wing within 15 days positively, failing which no claim whatsoever shall be entertained.
8. If a candidate appears in the subject/paper in which He/She is not otherwise eligible, His/Her examination to that subject/paper shall stand automatically cancelled and the candidate will have no claim whatsoever.



# University of Kashmir, Srinagar

## Admit Card

UG 5TH & 6TH Semester Backlog Examination Batch-2015.

<b>Course:</b>	<b>BA</b>	<b>Roll No:</b>	<b>20561705</b>
<b>Session:</b>	<b>Bi-Ann</b>	<b>Year:</b>	<b>2020</b>
<b>Name of the Candidate:</b>	AALIYA HAMID		
<b>Son/Daughter of:</b>	AB HAMID CHADINOO		
<b>Centre No:</b>	2		
<b>Name of the Centre:</b>	GOVT DEGREE COLLEGE, ANANTNAG (BOYS)		
<b>Subject(s) in which to be Examined:</b>	PSY05		

Please admit the candidate (Provisionally) in the center for the subjects(s) mentioned in the statement to be held on the dates as given in the Date Sheet

**Sd/-**  
**Deputy controller of Examination**

### Important Examination and Result Guidelines:

While attempting your question paper in the examination hall, you have to strictly abide by various instructions which are printed on the cover page of each Answer Book. Some of the important guidelines are reproduced here for your benefit.

**Note: The appearance of the candidate is purely on provisional basis subject to determination of eligibility**


1. Always keep the Examination Admit Card/Roll No. Slip with you and show it the supervisory staff/inspection team on duty as and when required/demanded.
2. No candidate shall be allowed to carry inside the Examination Hall, any textual material, printed or written, bits of paper or any other material of like nature. If any candidate is found in possession of such material after commencement of examination- whether in use or not- he/she is liable to be disqualified. Cellular phones, pager and other Electronic devices are not allowed during the examination. Candidates must deposit these items in the custody of the supervisory staff well before the commencement of the Examination.
3. A candidate, who reports after 30 minutes of the commencement of the Examination, shall not be permitted to take the Examination.
4. Write your Roll No./Enrollment No. neatly and correctly on the right side of Answer Book in the box shown below the caption "To be filled by the candidate".
5. Write carefully the Name of Examination, Name of the Subject, Name of Paper/Course, Date of Examination at two places viz on the right side and on the left side of the cover page of the Answer Book at the space provided for purpose.
6. Mention the same Question No. against the answer of a question as given in the Question paper.
7. **After the declaration of result**, if the result of any candidate is captioned as PMA/LO/IR/DE/, he/she should immediately bring it to the notice of the Tabulation Section of Examination Wing within 15 days positively, failing which no claim whatsoever shall be entertained.
8. If a candidate appears in the subject/paper in which He/She is not otherwise eligible, His/Her examination to that subject/paper shall stand automatically cancelled and the candidate will have no claim whatsoever.



# University of Kashmir, Srinagar

## Admit Card

UG 5TH & 6TH Semester Backlog Examination Batch-2015.

<b>Course:</b>	<b>BA</b>	<b>Roll No:</b>	<b>20561706</b>
<b>Session:</b>	<b>Bi-Ann</b>	<b>Year:</b>	<b>2020</b>
<b>Name of the Candidate:</b>	SHUGUFTA JAN		
<b>Son/Daughter of:</b>	GH MOHAMMAD MALLA		
<b>Centre No:</b>	2		
<b>Name of the Centre:</b>	GOVT DEGREE COLLEGE, ANANTNAG (BOYS)		
<b>Subject(s) in which to be Examined:</b>	AR05		

Please admit the candidate (Provisionally) in the center for the subjects(s) mentioned in the statement to be held on the dates as given in the Date Sheet

**Sd/-**  
**Deputy controller of Examination**

### Important Examination and Result Guidelines:

While attempting your question paper in the examination hall, you have to strictly abide by various instructions which are printed on the cover page of each Answer Book. Some of the important guidelines are reproduced here for your benefit.

**Note: The appearance of the candidate is purely on provisional basis subject to determination of eligibility**

1. Always keep the Examination Admit Card/Roll No. Slip with you and show it the supervisory staff/inspection team on duty as and when required/demanded.
2. No candidate shall be allowed to carry inside the Examination Hall, any textual material, printed or written, bits of paper or any other material of like nature. If any candidate is found in possession of such material after commencement of examination- whether in use or not- he/she is liable to be disqualified. Cellular phones, pager and other Electronic devices are not allowed during the examination. Candidates must deposit these items in the custody of the supervisory staff well before the commencement of the Examination.
3. A candidate, who reports after 30 minutes of the commencement of the Examination, shall not be permitted to take the Examination.
4. Write your Roll No./Enrollment No. neatly and correctly on the right side of Answer Book in the box shown below the caption "To be filled by the candidate".
5. Write carefully the Name of Examination, Name of the Subject, Name of Paper/Course, Date of Examination at two places viz on the right side and on the left side of the cover page of the Answer Book at the space provided for purpose.
6. Mention the same Question No. against the answer of a question as given in the Question paper.
7. **After the declaration of result**, if the result of any candidate is captioned as PMA/LO/IR/DE/, he/she should immediately bring it to the notice of the Tabulation Section of Examination Wing within 15 days positively, failing which no claim whatsoever shall be entertained.
8. If a candidate appears in the subject/paper in which He/She is not otherwise eligible, His/Her examination to that subject/paper shall stand automatically cancelled and the candidate will have no claim whatsoever.



# University of Kashmir, Srinagar

## Admit Card

UG 5TH & 6TH Semester Backlog Examination Batch-2015.

<b>Course:</b>	<b>BA</b>	<b>Roll No:</b>	<b>20561707</b>
<b>Session:</b>	<b>Bi-Ann</b>	<b>Year:</b>	<b>2020</b>
<b>Name of the Candidate:</b>	SHAZIA AKHTER		
<b>Son/Daughter of:</b>	MOHD AMIN GIRI		
<b>Centre No:</b>	2		
<b>Name of the Centre:</b>	GOVT DEGREE COLLEGE, ANANTNAG (BOYS)		
<b>Subject(s) in which to be Examined:</b>	ENG05-ED05-AR05-ED06		



Please admit the candidate (Provisionally) in the center for the subjects(s) mentioned in the statement to be held on the dates as given in the Date Sheet

**Sd/-**  
**Deputy controller of Examination**

### Important Examination and Result Guidelines:

While attempting your question paper in the examination hall, you have to strictly abide by various instructions which are printed on the cover page of each Answer Book. Some of the important guidelines are reproduced here for your benefit.

**Note: The appearance of the candidate is purely on provisional basis subject to determination of eligibility**

1. Always keep the Examination Admit Card/Roll No. Slip with you and show it the supervisory staff/inspection team on duty as and when required/demanded.
2. No candidate shall be allowed to carry inside the Examination Hall, any textual material, printed or written, bits of paper or any other material of like nature. If any candidate is found in possession of such material after commencement of examination- whether in use or not- he/she is liable to be disqualified. Cellular phones, pager and other Electronic devices are not allowed during the examination. Candidates must deposit these items in the custody of the supervisory staff well before the commencement of the Examination.
3. A candidate, who reports after 30 minutes of the commencement of the Examination, shall not be permitted to take the Examination.
4. Write your Roll No./Enrollment No. neatly and correctly on the right side of Answer Book in the box shown below the caption "To be filled by the candidate".
5. Write carefully the Name of Examination, Name of the Subject, Name of Paper/Course, Date of Examination at two places viz on the right side and on the left side of the cover page of the Answer Book at the space provided for purpose.
6. Mention the same Question No. against the answer of a question as given in the Question paper.
7. **After the declaration of result**, if the result of any candidate is captioned as PMA/LO/IR/DE/, he/she should immediately bring it to the notice of the Tabulation Section of Examination Wing within 15 days positively, failing which no claim whatsoever shall be entertained.
8. If a candidate appears in the subject/paper in which He/She is not otherwise eligible, His/Her examination to that subject/paper shall stand automatically cancelled and the candidate will have no claim whatsoever.




# University of Kashmir, Srinagar

## Admit Card

UG 5TH & 6TH Semester Backlog Examination Batch-2015.

<b>Course:</b>	<b>BA</b>	<b>Roll No:</b>	<b>20561708</b>
<b>Session:</b>	<b>Bi-Ann</b>	<b>Year:</b>	<b>2020</b>
<b>Name of the Candidate:</b>	SAQIA BASHIR		
<b>Son/Daughter of:</b>	BASHIR AHMAD PALA		
<b>Centre No:</b>	2		
<b>Name of the Centre:</b>	GOVT DEGREE COLLEGE, ANANTNAG (BOYS)		
<b>Subject(s) in which to be Examined:</b>	ENG05		



Please admit the candidate (Provisionally) in the center for the subjects(s) mentioned in the statement to be held on the dates as given in the Date Sheet

**Sd/-**  
**Deputy controller of Examination**

### Important Examination and Result Guidelines:

While attempting your question paper in the examination hall, you have to strictly abide by various instructions which are printed on the cover page of each Answer Book. Some of the important guidelines are reproduced here for your benefit.

**Note: The appearance of the candidate is purely on provisional basis subject to determination of eligibility**


1. Always keep the Examination Admit Card/Roll No. Slip with you and show it the supervisory staff/inspection team on duty as and when required/demanded.
2. No candidate shall be allowed to carry inside the Examination Hall, any textual material, printed or written, bits of paper or any other material of like nature. If any candidate is found in possession of such material after commencement of examination- whether in use or not- he/she is liable to be disqualified. Cellular phones, pager and other Electronic devices are not allowed during the examination. Candidates must deposit these items in the custody of the supervisory staff well before the commencement of the Examination.
3. A candidate, who reports after 30 minutes of the commencement of the Examination, shall not be permitted to take the Examination.
4. Write your Roll No./Enrollment No. neatly and correctly on the right side of Answer Book in the box shown below the caption "To be filled by the candidate".
5. Write carefully the Name of Examination, Name of the Subject, Name of Paper/Course, Date of Examination at two places viz on the right side and on the left side of the cover page of the Answer Book at the space provided for purpose.
6. Mention the same Question No. against the answer of a question as given in the Question paper.
7. **After the declaration of result**, if the result of any candidate is captioned as PMA/LO/IR/DE/, he/she should immediately bring it to the notice of the Tabulation Section of Examination Wing within 15 days positively, failing which no claim whatsoever shall be entertained.
8. If a candidate appears in the subject/paper in which He/She is not otherwise eligible, His/Her examination to that subject/paper shall stand automatically cancelled and the candidate will have no claim whatsoever.



# University of Kashmir, Srinagar

## Admit Card

UG 5TH & 6TH Semester Backlog Examination Batch-2015.

<b>Course:</b>	<b>BA</b>	<b>Roll No:</b>	<b>20561709</b>
<b>Session:</b>	<b>Bi-Ann</b>	<b>Year:</b>	<b>2020</b>
<b>Name of the Candidate:</b>	SHAHEENA HASSAN		
<b>Son/Daughter of:</b>	GHULAM HASSAN DAR		
<b>Centre No:</b>	2		
<b>Name of the Centre:</b>	GOVT DEGREE COLLEGE, ANANTNAG (BOYS)		
<b>Subject(s) in which to be Examined:</b>	ENG05-AR05		

Please admit the candidate (Provisionally) in the center for the subjects(s) mentioned in the statement to be held on the dates as given in the Date Sheet

**Sd/-**  
**Deputy controller of Examination**

### Important Examination and Result Guidelines:

While attempting your question paper in the examination hall, you have to strictly abide by various instructions which are printed on the cover page of each Answer Book. Some of the important guidelines are reproduced here for your benefit.

**Note: The appearance of the candidate is purely on provisional basis subject to determination of eligibility**

1. Always keep the Examination Admit Card/Roll No. Slip with you and show it the supervisory staff/inspection team on duty as and when required/demanded.
2. No candidate shall be allowed to carry inside the Examination Hall, any textual material, printed or written, bits of paper or any other material of like nature. If any candidate is found in possession of such material after commencement of examination- whether in use or not- he/she is liable to be disqualified. Cellular phones, pager and other Electronic devices are not allowed during the examination. Candidates must deposit these items in the custody of the supervisory staff well before the commencement of the Examination.
3. A candidate, who reports after 30 minutes of the commencement of the Examination, shall not be permitted to take the Examination.
4. Write your Roll No./Enrollment No. neatly and correctly on the right side of Answer Book in the box shown below the caption "To be filled by the candidate".
5. Write carefully the Name of Examination, Name of the Subject, Name of Paper/Course, Date of Examination at two places viz on the right side and on the left side of the cover page of the Answer Book at the space provided for purpose.
6. Mention the same Question No. against the answer of a question as given in the Question paper.
7. **After the declaration of result**, if the result of any candidate is captioned as PMA/LO/IR/DE/, he/she should immediately bring it to the notice of the Tabulation Section of Examination Wing within 15 days positively, failing which no claim whatsoever shall be entertained.
8. If a candidate appears in the subject/paper in which He/She is not otherwise eligible, His/Her examination to that subject/paper shall stand automatically cancelled and the candidate will have no claim whatsoever.






# University of Kashmir, Srinagar

## Admit Card

UG 5TH & 6TH Semester Backlog Examination Batch-2015.

<b>Course:</b>	<b>BA</b>	<b>Roll No:</b>	<b>20561710</b>
<b>Session:</b>	<b>Bi-Ann</b>	<b>Year:</b>	<b>2020</b>
<b>Name of the Candidate:</b>	<b>ISHRAT JAN</b>		
<b>Son/Daughter of:</b>	<b>GH MOHI DIN LONE</b>		
<b>Centre No:</b>	<b>2</b>		
<b>Name of the Centre:</b>	<b>GOVT DEGREE COLLEGE, ANANTNAG (BOYS)</b>		
<b>Subject(s) in which to be Examined:</b>	<b>ENG05-SO05-PS06</b>		

Please admit the candidate (Provisionally) in the center for the subjects(s) mentioned in the statement to be held on the dates as given in the Date Sheet

**Sd/-**  
**Deputy controller of Examination**

### Important Examination and Result Guidelines:

While attempting your question paper in the examination hall, you have to strictly abide by various instructions which are printed on the cover page of each Answer Book. Some of the important guidelines are reproduced here for your benefit.

**Note: The appearance of the candidate is purely on provisional basis subject to determination of eligibility**


1. Always keep the Examination Admit Card/Roll No. Slip with you and show it the supervisory staff/inspection team on duty as and when required/demanded.
2. No candidate shall be allowed to carry inside the Examination Hall, any textual material, printed or written, bits of paper or any other material of like nature. If any candidate is found in possession of such material after commencement of examination- whether in use or not- he/she is liable to be disqualified. Cellular phones, pager and other Electronic devices are not allowed during the examination. Candidates must deposit these items in the custody of the supervisory staff well before the commencement of the Examination.
3. A candidate, who reports after 30 minutes of the commencement of the Examination, shall not be permitted to take the Examination.
4. Write your Roll No./Enrollment No. neatly and correctly on the right side of Answer Book in the box shown below the caption "To be filled by the candidate".
5. Write carefully the Name of Examination, Name of the Subject, Name of Paper/Course, Date of Examination at two places viz on the right side and on the left side of the cover page of the Answer Book at the space provided for purpose.
6. Mention the same Question No. against the answer of a question as given in the Question paper.
7. **After the declaration of result**, if the result of any candidate is captioned as PMA/LO/IR/DE/, he/she should immediately bring it to the notice of the Tabulation Section of Examination Wing within 15 days positively, failing which no claim whatsoever shall be entertained.
8. If a candidate appears in the subject/paper in which He/She is not otherwise eligible, His/Her examination to that subject/paper shall stand automatically cancelled and the candidate will have no claim whatsoever.



# University of Kashmir, Srinagar

## Admit Card

UG 5TH & 6TH Semester Backlog Examination Batch-2015.

<b>Course:</b>	<b>BA</b>	<b>Roll No:</b>	<b>20561711</b>
<b>Session:</b>	<b>Bi-Ann</b>	<b>Year:</b>	<b>2020</b>
<b>Name of the Candidate:</b>	<b>SABREENA JAN</b>		
<b>Son/Daughter of:</b>	<b>KHURSHID AHMAD BHAT</b>		
<b>Centre No:</b>	<b>2</b>		
<b>Name of the Centre:</b>	<b>GOVT DEGREE COLLEGE, ANANTNAG (BOYS)</b>		
<b>Subject(s) in which to be Examined:</b>	<b>PS05</b>		

Please admit the candidate (Provisionally) in the center for the subjects(s) mentioned in the statement to be held on the dates as given in the Date Sheet

**Sd/-**  
**Deputy controller of Examination**

### Important Examination and Result Guidelines:

While attempting your question paper in the examination hall, you have to strictly abide by various instructions which are printed on the cover page of each Answer Book. Some of the important guidelines are reproduced here for your benefit.

**Note: The appearance of the candidate is purely on provisional basis subject to determination of eligibility**


1. Always keep the Examination Admit Card/Roll No. Slip with you and show it the supervisory staff/inspection team on duty as and when required/demanded.
2. No candidate shall be allowed to carry inside the Examination Hall, any textual material, printed or written, bits of paper or any other material of like nature. If any candidate is found in possession of such material after commencement of examination- whether in use or not- he/she is liable to be disqualified. Cellular phones, pager and other Electronic devices are not allowed during the examination. Candidates must deposit these items in the custody of the supervisory staff well before the commencement of the Examination.
3. A candidate, who reports after 30 minutes of the commencement of the Examination, shall not be permitted to take the Examination.
4. Write your Roll No./Enrollment No. neatly and correctly on the right side of Answer Book in the box shown below the caption "To be filled by the candidate".
5. Write carefully the Name of Examination, Name of the Subject, Name of Paper/Course, Date of Examination at two places viz on the right side and on the left side of the cover page of the Answer Book at the space provided for purpose.
6. Mention the same Question No. against the answer of a question as given in the Question paper.
7. **After the declaration of result**, if the result of any candidate is captioned as PMA/LO/IR/DE/, he/she should immediately bring it to the notice of the Tabulation Section of Examination Wing within 15 days positively, failing which no claim whatsoever shall be entertained.
8. If a candidate appears in the subject/paper in which He/She is not otherwise eligible, His/Her examination to that subject/paper shall stand automatically cancelled and the candidate will have no claim whatsoever.



# University of Kashmir, Srinagar

## Admit Card

UG 5TH & 6TH Semester Backlog Examination Batch-2015.

<b>Course:</b>	<b>BA</b>	<b>Roll No:</b>	<b>20561712</b>
<b>Session:</b>	<b>Bi-Ann</b>	<b>Year:</b>	<b>2020</b>
<b>Name of the Candidate:</b>	TAVHEEDA HASSAN		
<b>Son/Daughter of:</b>	GH HASSAN GANIE		
<b>Centre No:</b>	2		
<b>Name of the Centre:</b>	GOVT DEGREE COLLEGE, ANANTNAG (BOYS)		
<b>Subject(s) in which to be Examined:</b>	AR05		

Please admit the candidate (Provisionally) in the center for the subjects(s) mentioned in the statement to be held on the dates as given in the Date Sheet

**Sd/-**  
**Deputy controller of Examination**

### Important Examination and Result Guidelines:

While attempting your question paper in the examination hall, you have to strictly abide by various instructions which are printed on the cover page of each Answer Book. Some of the important guidelines are reproduced here for your benefit.

**Note: The appearance of the candidate is purely on provisional basis subject to determination of eligibility**


1. Always keep the Examination Admit Card/Roll No. Slip with you and show it the supervisory staff/inspection team on duty as and when required/demanded.
2. No candidate shall be allowed to carry inside the Examination Hall, any textual material, printed or written, bits of paper or any other material of like nature. If any candidate is found in possession of such material after commencement of examination- whether in use or not- he/she is liable to be disqualified. Cellular phones, pager and other Electronic devices are not allowed during the examination. Candidates must deposit these items in the custody of the supervisory staff well before the commencement of the Examination.
3. A candidate, who reports after 30 minutes of the commencement of the Examination, shall not be permitted to take the Examination.
4. Write your Roll No./Enrollment No. neatly and correctly on the right side of Answer Book in the box shown below the caption "To be filled by the candidate".
5. Write carefully the Name of Examination, Name of the Subject, Name of Paper/Course, Date of Examination at two places viz on the right side and on the left side of the cover page of the Answer Book at the space provided for purpose.
6. Mention the same Question No. against the answer of a question as given in the Question paper.
7. **After the declaration of result**, if the result of any candidate is captioned as PMA/LO/IR/DE/, he/she should immediately bring it to the notice of the Tabulation Section of Examination Wing within 15 days positively, failing which no claim whatsoever shall be entertained.
8. If a candidate appears in the subject/paper in which He/She is not otherwise eligible, His/Her examination to that subject/paper shall stand automatically cancelled and the candidate will have no claim whatsoever.



# University of Kashmir, Srinagar

## Admit Card

UG 5TH & 6TH Semester Backlog Examination Batch-2015.

<b>Course:</b>	<b>BA</b>	<b>Roll No:</b>	<b>20561713</b>
<b>Session:</b>	<b>Bi-Ann</b>	<b>Year:</b>	<b>2020</b>
<b>Name of the Candidate:</b>	<b>MARIFAT REHMAN</b>		
<b>Son/Daughter of:</b>	<b>ABDUL REHMAN</b>		
<b>Centre No:</b>	<b>2</b>		
<b>Name of the Centre:</b>	<b>GOVT DEGREE COLLEGE, ANANTNAG (BOYS)</b>		
<b>Subject(s) in which to be Examined:</b>	<b>ENG05</b>		

Please admit the candidate (Provisionally) in the center for the subjects(s) mentioned in the statement to be held on the dates as given in the Date Sheet

**Sd/-**  
**Deputy controller of Examination**

### Important Examination and Result Guidelines:

While attempting your question paper in the examination hall, you have to strictly abide by various instructions which are printed on the cover page of each Answer Book. Some of the important guidelines are reproduced here for your benefit.

**Note: The appearance of the candidate is purely on provisional basis subject to determination of eligibility**


1. Always keep the Examination Admit Card/Roll No. Slip with you and show it the supervisory staff/inspection team on duty as and when required/demanded.
2. No candidate shall be allowed to carry inside the Examination Hall, any textual material, printed or written, bits of paper or any other material of like nature. If any candidate is found in possession of such material after commencement of examination- whether in use or not- he/she is liable to be disqualified. Cellular phones, pager and other Electronic devices are not allowed during the examination. Candidates must deposit these items in the custody of the supervisory staff well before the commencement of the Examination.
3. A candidate, who reports after 30 minutes of the commencement of the Examination, shall not be permitted to take the Examination.
4. Write your Roll No./Enrollment No. neatly and correctly on the right side of Answer Book in the box shown below the caption "To be filled by the candidate".
5. Write carefully the Name of Examination, Name of the Subject, Name of Paper/Course, Date of Examination at two places viz on the right side and on the left side of the cover page of the Answer Book at the space provided for purpose.
6. Mention the same Question No. against the answer of a question as given in the Question paper.
7. **After the declaration of result**, if the result of any candidate is captioned as PMA/LO/IR/DE/, he/she should immediately bring it to the notice of the Tabulation Section of Examination Wing within 15 days positively, failing which no claim whatsoever shall be entertained.
8. If a candidate appears in the subject/paper in which He/She is not otherwise eligible, His/Her examination to that subject/paper shall stand automatically cancelled and the candidate will have no claim whatsoever.



# University of Kashmir, Srinagar

## Admit Card

UG 5TH & 6TH Semester Backlog Examination Batch-2015.

<b>Course:</b>	<b>BA</b>	<b>Roll No:</b>	<b>20561714</b>
<b>Session:</b>	<b>Bi-Ann</b>	<b>Year:</b>	<b>2020</b>
<b>Name of the Candidate:</b>	ZEBIDA BANOO		
<b>Son/Daughter of:</b>	MOHD HUSSIAN		
<b>Centre No:</b>	2		
<b>Name of the Centre:</b>	GOVT DEGREE COLLEGE, ANANTNAG (BOYS)		
<b>Subject(s) in which to be Examined:</b>	UR05-ENG06-		

Please admit the candidate (Provisionally) in the center for the subjects(s) mentioned in the statement to be held on the dates as given in the Date Sheet

**Sd/-**  
**Deputy controller of Examination**

### Important Examination and Result Guidelines:

While attempting your question paper in the examination hall, you have to strictly abide by various instructions which are printed on the cover page of each Answer Book. Some of the important guidelines are reproduced here for your benefit.

**Note: The appearance of the candidate is purely on provisional basis subject to determination of eligibility**


1. Always keep the Examination Admit Card/Roll No. Slip with you and show it the supervisory staff/inspection team on duty as and when required/demanded.
2. No candidate shall be allowed to carry inside the Examination Hall, any textual material, printed or written, bits of paper or any other material of like nature. If any candidate is found in possession of such material after commencement of examination- whether in use or not- he/she is liable to be disqualified. Cellular phones, pager and other Electronic devices are not allowed during the examination. Candidates must deposit these items in the custody of the supervisory staff well before the commencement of the Examination.
3. A candidate, who reports after 30 minutes of the commencement of the Examination, shall not be permitted to take the Examination.
4. Write your Roll No./Enrollment No. neatly and correctly on the right side of Answer Book in the box shown below the caption "To be filled by the candidate".
5. Write carefully the Name of Examination, Name of the Subject, Name of Paper/Course, Date of Examination at two places viz on the right side and on the left side of the cover page of the Answer Book at the space provided for purpose.
6. Mention the same Question No. against the answer of a question as given in the Question paper.
7. **After the declaration of result**, if the result of any candidate is captioned as PMA/LO/IR/DE/, he/she should immediately bring it to the notice of the Tabulation Section of Examination Wing within 15 days positively, failing which no claim whatsoever shall be entertained.
8. If a candidate appears in the subject/paper in which He/She is not otherwise eligible, His/Her examination to that subject/paper shall stand automatically cancelled and the candidate will have no claim whatsoever.



# University of Kashmir, Srinagar

## Admit Card

UG 5TH & 6TH Semester Backlog Examination Batch-2015.

<b>Course:</b>	<b>BA</b>	<b>Roll No:</b>	<b>20561715</b>
<b>Session:</b>	Bi-Ann	<b>Year:</b>	2020
<b>Name of the Candidate:</b>	SOHANY JAN		
<b>Son/Daughter of:</b>	MANZOOR AHMAD SOFY		
<b>Centre No:</b>	2		
<b>Name of the Centre:</b>	GOVT DEGREE COLLEGE, ANANTNAG (BOYS)		
<b>Subject(s) in which to be Examined:</b>	ENG05		

Please admit the candidate (Provisionally) in the center for the subjects(s) mentioned in the statement to be held on the dates as given in the Date Sheet

Sd/-  
Deputy controller of Examination

### Important Examination and Result Guidelines:

While attempting your question paper in the examination hall, you have to strictly abide by various instructions which are printed on the cover page of each Answer Book. Some of the important guidelines are reproduced here for your benefit.

**Note: The appearance of the candidate is purely on provisional basis subject to determination of eligibility**

1. Always keep the Examination Admit Card/Roll No. Slip with you and show it the supervisory staff/inspection team on duty as and when required/demanded.
2. No candidate shall be allowed to carry inside the Examination Hall, any textual material, printed or written, bits of paper or any other material of like nature. If any candidate is found in possession of such material after commencement of examination- whether in use or not- he/she is liable to be disqualified. Cellular phones, pager and other Electronic devices are not allowed during the examination. Candidates must deposit these items in the custody of the supervisory staff well before the commencement of the Examination.
3. A candidate, who reports after 30 minutes of the commencement of the Examination, shall not be permitted to take the Examination.
4. Write your Roll No./Enrollment No. neatly and correctly on the right side of Answer Book in the box shown below the caption "To be filled by the candidate".
5. Write carefully the Name of Examination, Name of the Subject, Name of Paper/Course, Date of Examination at two places viz on the right side and on the left side of the cover page of the Answer Book at the space provided for purpose.
6. Mention the same Question No. against the answer of a question as given in the Question paper.
7. **After the declaration of result**, if the result of any candidate is captioned as PMA/LO/IR/DE/, he/she should immediately bring it to the notice of the Tabulation Section of Examination Wing within 15 days positively, failing which no claim whatsoever shall be entertained.
8. If a candidate appears in the subject/paper in which He/She is not otherwise eligible, His/Her examination to that subject/paper shall stand automatically cancelled and the candidate will have no claim whatsoever.



# University of Kashmir, Srinagar

## Admit Card

UG 5TH & 6TH Semester Backlog Examination Batch-2015.

<b>Course:</b>	<b>BA</b>	<b>Roll No:</b>	<b>20561716</b>
<b>Session:</b>	<b>Bi-Ann</b>	<b>Year:</b>	<b>2020</b>
<b>Name of the Candidate:</b>	NUZHAT SHABAN		
<b>Son/Daughter of:</b>	MOHD SHABAN BHAT		
<b>Centre No:</b>	2		
<b>Name of the Centre:</b>	GOVT DEGREE COLLEGE, ANANTNAG (BOYS)		
<b>Subject(s) in which to be Examined:</b>	ENG05		



Please admit the candidate (Provisionally) in the center for the subjects(s) mentioned in the statement to be held on the dates as given in the Date Sheet

**Sd/-**  
**Deputy controller of Examination**

### Important Examination and Result Guidelines:

While attempting your question paper in the examination hall, you have to strictly abide by various instructions which are printed on the cover page of each Answer Book. Some of the important guidelines are reproduced here for your benefit.

**Note: The appearance of the candidate is purely on provisional basis subject to determination of eligibility**


1. Always keep the Examination Admit Card/Roll No. Slip with you and show it the supervisory staff/inspection team on duty as and when required/demanded.
2. No candidate shall be allowed to carry inside the Examination Hall, any textual material, printed or written, bits of paper or any other material of like nature. If any candidate is found in possession of such material after commencement of examination- whether in use or not- he/she is liable to be disqualified. Cellular phones, pager and other Electronic devices are not allowed during the examination. Candidates must deposit these items in the custody of the supervisory staff well before the commencement of the Examination.
3. A candidate, who reports after 30 minutes of the commencement of the Examination, shall not be permitted to take the Examination.
4. Write your Roll No./Enrollment No. neatly and correctly on the right side of Answer Book in the box shown below the caption "To be filled by the candidate".
5. Write carefully the Name of Examination, Name of the Subject, Name of Paper/Course, Date of Examination at two places viz on the right side and on the left side of the cover page of the Answer Book at the space provided for purpose.
6. Mention the same Question No. against the answer of a question as given in the Question paper.
7. **After the declaration of result**, if the result of any candidate is captioned as PMA/LO/IR/DE/, he/she should immediately bring it to the notice of the Tabulation Section of Examination Wing within 15 days positively, failing which no claim whatsoever shall be entertained.
8. If a candidate appears in the subject/paper in which He/She is not otherwise eligible, His/Her examination to that subject/paper shall stand automatically cancelled and the candidate will have no claim whatsoever.



# University of Kashmir, Srinagar

## Admit Card

UG 5TH & 6TH Semester Backlog Examination Batch-2015.

<b>Course:</b>	<b>BA</b>	<b>Roll No:</b>	<b>20561717</b>
<b>Session:</b>	<b>Bi-Ann</b>	<b>Year:</b>	<b>2020</b>
<b>Name of the Candidate:</b>	SUHAILA RAJAB		
<b>Son/Daughter of:</b>	MOHD RAJAB DAR		
<b>Centre No:</b>	2		
<b>Name of the Centre:</b>	GOVT DEGREE COLLEGE, ANANTNAG (BOYS)		
<b>Subject(s) in which to be Examined:</b>	ENG05-SO05-PS06		

Please admit the candidate (Provisionally) in the center for the subjects(s) mentioned in the statement to be held on the dates as given in the Date Sheet

**Sd/-**  
**Deputy controller of Examination**

### Important Examination and Result Guidelines:

While attempting your question paper in the examination hall, you have to strictly abide by various instructions which are printed on the cover page of each Answer Book. Some of the important guidelines are reproduced here for your benefit.

**Note: The appearance of the candidate is purely on provisional basis subject to determination of eligibility**

1. Always keep the Examination Admit Card/Roll No. Slip with you and show it the supervisory staff/inspection team on duty as and when required/demanded.
2. No candidate shall be allowed to carry inside the Examination Hall, any textual material, printed or written, bits of paper or any other material of like nature. If any candidate is found in possession of such material after commencement of examination- whether in use or not- he/she is liable to be disqualified. Cellular phones, pager and other Electronic devices are not allowed during the examination. Candidates must deposit these items in the custody of the supervisory staff well before the commencement of the Examination.
3. A candidate, who reports after 30 minutes of the commencement of the Examination, shall not be permitted to take the Examination.
4. Write your Roll No./Enrollment No. neatly and correctly on the right side of Answer Book in the box shown below the caption "To be filled by the candidate".
5. Write carefully the Name of Examination, Name of the Subject, Name of Paper/Course, Date of Examination at two places viz on the right side and on the left side of the cover page of the Answer Book at the space provided for purpose.
6. Mention the same Question No. against the answer of a question as given in the Question paper.
7. **After the declaration of result**, if the result of any candidate is captioned as PMA/LO/IR/DE/, he/she should immediately bring it to the notice of the Tabulation Section of Examination Wing within 15 days positively, failing which no claim whatsoever shall be entertained.
8. If a candidate appears in the subject/paper in which He/She is not otherwise eligible, His/Her examination to that subject/paper shall stand automatically cancelled and the candidate will have no claim whatsoever.






# University of Kashmir, Srinagar

## Admit Card

UG 5TH & 6TH Semester Backlog Examination Batch-2015.

<b>Course:</b>	<b>BA</b>	<b>Roll No:</b>	<b>20561718</b>
<b>Session:</b>	<b>Bi-Ann</b>	<b>Year:</b>	<b>2020</b>
<b>Name of the Candidate:</b>	SHIMILA SHAFIQ		
<b>Son/Daughter of:</b>	MOHAMMAD SHAFIQ NAJAR		
<b>Centre No:</b>	2		
<b>Name of the Centre:</b>	GOVT DEGREE COLLEGE, ANANTNAG (BOYS)		
<b>Subject(s) in which to be Examined:</b>	ENG05		

Please admit the candidate (Provisionally) in the center for the subjects(s) mentioned in the statement to be held on the dates as given in the Date Sheet

**Sd/-**  
**Deputy controller of Examination**

### Important Examination and Result Guidelines:

While attempting your question paper in the examination hall, you have to strictly abide by various instructions which are printed on the cover page of each Answer Book. Some of the important guidelines are reproduced here for your benefit.

**Note: The appearance of the candidate is purely on provisional basis subject to determination of eligibility**


1. Always keep the Examination Admit Card/Roll No. Slip with you and show it the supervisory staff/inspection team on duty as and when required/demanded.
2. No candidate shall be allowed to carry inside the Examination Hall, any textual material, printed or written, bits of paper or any other material of like nature. If any candidate is found in possession of such material after commencement of examination- whether in use or not- he/she is liable to be disqualified. Cellular phones, pager and other Electronic devices are not allowed during the examination. Candidates must deposit these items in the custody of the supervisory staff well before the commencement of the Examination.
3. A candidate, who reports after 30 minutes of the commencement of the Examination, shall not be permitted to take the Examination.
4. Write your Roll No./Enrollment No. neatly and correctly on the right side of Answer Book in the box shown below the caption "To be filled by the candidate".
5. Write carefully the Name of Examination, Name of the Subject, Name of Paper/Course, Date of Examination at two places viz on the right side and on the left side of the cover page of the Answer Book at the space provided for purpose.
6. Mention the same Question No. against the answer of a question as given in the Question paper.
7. **After the declaration of result**, if the result of any candidate is captioned as PMA/LO/IR/DE/, he/she should immediately bring it to the notice of the Tabulation Section of Examination Wing within 15 days positively, failing which no claim whatsoever shall be entertained.
8. If a candidate appears in the subject/paper in which He/She is not otherwise eligible, His/Her examination to that subject/paper shall stand automatically cancelled and the candidate will have no claim whatsoever.



# University of Kashmir, Srinagar

## Admit Card

UG 5TH & 6TH Semester Backlog Examination Batch-2015.

<b>Course:</b>	<b>BA</b>	<b>Roll No:</b>	<b>20561719</b>
<b>Session:</b>	<b>Bi-Ann</b>	<b>Year:</b>	<b>2020</b>
<b>Name of the Candidate:</b>	DANISHTA SHAFI		
<b>Son/Daughter of:</b>	MUHAMMAD SHAFI ITOO		
<b>Centre No:</b>	2		
<b>Name of the Centre:</b>	GOVT DEGREE COLLEGE, ANANTNAG (BOYS)		
<b>Subject(s) in which to be Examined:</b>	ENG05		

Please admit the candidate (Provisionally) in the center for the subjects(s) mentioned in the statement to be held on the dates as given in the Date Sheet

**Sd/-**  
**Deputy controller of Examination**

### Important Examination and Result Guidelines:

While attempting your question paper in the examination hall, you have to strictly abide by various instructions which are printed on the cover page of each Answer Book. Some of the important guidelines are reproduced here for your benefit.

**Note: The appearance of the candidate is purely on provisional basis subject to determination of eligibility**

1. Always keep the Examination Admit Card/Roll No. Slip with you and show it the supervisory staff/inspection team on duty as and when required/demanded.
2. No candidate shall be allowed to carry inside the Examination Hall, any textual material, printed or written, bits of paper or any other material of like nature. If any candidate is found in possession of such material after commencement of examination- whether in use or not- he/she is liable to be disqualified. Cellular phones, pager and other Electronic devices are not allowed during the examination. Candidates must deposit these items in the custody of the supervisory staff well before the commencement of the Examination.
3. A candidate, who reports after 30 minutes of the commencement of the Examination, shall not be permitted to take the Examination.
4. Write your Roll No./Enrollment No. neatly and correctly on the right side of Answer Book in the box shown below the caption "To be filled by the candidate".
5. Write carefully the Name of Examination, Name of the Subject, Name of Paper/Course, Date of Examination at two places viz on the right side and on the left side of the cover page of the Answer Book at the space provided for purpose.
6. Mention the same Question No. against the answer of a question as given in the Question paper.
7. **After the declaration of result**, if the result of any candidate is captioned as PMA/LO/IR/DE/, he/she should immediately bring it to the notice of the Tabulation Section of Examination Wing within 15 days positively, failing which no claim whatsoever shall be entertained.
8. If a candidate appears in the subject/paper in which He/She is not otherwise eligible, His/Her examination to that subject/paper shall stand automatically cancelled and the candidate will have no claim whatsoever.



# University of Kashmir, Srinagar

## Admit Card

UG 5TH & 6TH Semester Backlog Examination Batch-2015.

<b>Course:</b>	<b>BA</b>	<b>Roll No:</b>	<b>20561720</b>
<b>Session:</b>	Bi-Ann	<b>Year:</b>	2020
<b>Name of the Candidate:</b>	SHOKIA JAN		
<b>Son/Daughter of:</b>	GH AHMAD MALIK		
<b>Centre No:</b>	2		
<b>Name of the Centre:</b>	GOVT DEGREE COLLEGE, ANANTNAG (BOYS)		
<b>Subject(s) in which to be Examined:</b>	ED05-HS05-ED06-HS06		



Please admit the candidate (Provisionally) in the center for the subjects(s) mentioned in the statement to be held on the dates as given in the Date Sheet

**Sd/-**  
**Deputy controller of Examination**

### Important Examination and Result Guidelines:

While attempting your question paper in the examination hall, you have to strictly abide by various instructions which are printed on the cover page of each Answer Book. Some of the important guidelines are reproduced here for your benefit.

**Note: The appearance of the candidate is purely on provisional basis subject to determination of eligibility**

1. Always keep the Examination Admit Card/Roll No. Slip with you and show it the supervisory staff/inspection team on duty as and when required/demanded.
2. No candidate shall be allowed to carry inside the Examination Hall, any textual material, printed or written, bits of paper or any other material of like nature. If any candidate is found in possession of such material after commencement of examination- whether in use or not- he/she is liable to be disqualified. Cellular phones, pager and other Electronic devices are not allowed during the examination. Candidates must deposit these items in the custody of the supervisory staff well before the commencement of the Examination.
3. A candidate, who reports after 30 minutes of the commencement of the Examination, shall not be permitted to take the Examination.
4. Write your Roll No./Enrollment No. neatly and correctly on the right side of Answer Book in the box shown below the caption "To be filled by the candidate".
5. Write carefully the Name of Examination, Name of the Subject, Name of Paper/Course, Date of Examination at two places viz on the right side and on the left side of the cover page of the Answer Book at the space provided for purpose.
6. Mention the same Question No. against the answer of a question as given in the Question paper.
7. **After the declaration of result**, if the result of any candidate is captioned as PMA/LO/IR/DE/, he/she should immediately bring it to the notice of the Tabulation Section of Examination Wing within 15 days positively, failing which no claim whatsoever shall be entertained.
8. If a candidate appears in the subject/paper in which He/She is not otherwise eligible, His/Her examination to that subject/paper shall stand automatically cancelled and the candidate will have no claim whatsoever.



# University of Kashmir, Srinagar

## Admit Card

UG 5TH & 6TH Semester Backlog Examination Batch-2015.

<b>Course:</b>	<b>BA</b>	<b>Roll No:</b>	<b>20561721</b>
<b>Session:</b>	<b>Bi-Ann</b>	<b>Year:</b>	<b>2020</b>
<b>Name of the Candidate:</b>	ROZY YOUSUF		
<b>Son/Daughter of:</b>	MOHD YOUSUF SHEIKH		
<b>Centre No:</b>	2		
<b>Name of the Centre:</b>	GOVT DEGREE COLLEGE, ANANTNAG (BOYS)		
<b>Subject(s) in which to be Examined:</b>	KMR05-ED06		



Please admit the candidate (Provisionally) in the center for the subjects(s) mentioned in the statement to be held on the dates as given in the Date Sheet

**Sd/-**  
**Deputy controller of Examination**

### Important Examination and Result Guidelines:

While attempting your question paper in the examination hall, you have to strictly abide by various instructions which are printed on the cover page of each Answer Book. Some of the important guidelines are reproduced here for your benefit.

**Note: The appearance of the candidate is purely on provisional basis subject to determination of eligibility**


1. Always keep the Examination Admit Card/Roll No. Slip with you and show it the supervisory staff/inspection team on duty as and when required/demanded.
2. No candidate shall be allowed to carry inside the Examination Hall, any textual material, printed or written, bits of paper or any other material of like nature. If any candidate is found in possession of such material after commencement of examination- whether in use or not- he/she is liable to be disqualified. Cellular phones, pager and other Electronic devices are not allowed during the examination. Candidates must deposit these items in the custody of the supervisory staff well before the commencement of the Examination.
3. A candidate, who reports after 30 minutes of the commencement of the Examination, shall not be permitted to take the Examination.
4. Write your Roll No./Enrollment No. neatly and correctly on the right side of Answer Book in the box shown below the caption "To be filled by the candidate".
5. Write carefully the Name of Examination, Name of the Subject, Name of Paper/Course, Date of Examination at two places viz on the right side and on the left side of the cover page of the Answer Book at the space provided for purpose.
6. Mention the same Question No. against the answer of a question as given in the Question paper.
7. **After the declaration of result**, if the result of any candidate is captioned as PMA/LO/IR/DE/, he/she should immediately bring it to the notice of the Tabulation Section of Examination Wing within 15 days positively, failing which no claim whatsoever shall be entertained.
8. If a candidate appears in the subject/paper in which He/She is not otherwise eligible, His/Her examination to that subject/paper shall stand automatically cancelled and the candidate will have no claim whatsoever.



# University of Kashmir, Srinagar

## Admit Card

UG 5TH & 6TH Semester Backlog Examination Batch-2015.

<b>Course:</b>	<b>BA</b>	<b>Roll No:</b>	<b>20561722</b>
<b>Session:</b>	<b>Bi-Ann</b>	<b>Year:</b>	<b>2020</b>
<b>Name of the Candidate:</b>	<b>ASHEFA SHAREF</b>		
<b>Son/Daughter of:</b>	<b>MOHD SHARIEF NAIK</b>		
<b>Centre No:</b>	<b>2</b>		
<b>Name of the Centre:</b>	<b>GOVT DEGREE COLLEGE, ANANTNAG (BOYS)</b>		
<b>Subject(s) in which to be Examined:</b>	<b>ENG05</b>		

Please admit the candidate (Provisionally) in the center for the subjects(s) mentioned in the statement to be held on the dates as given in the Date Sheet

**Sd/-**  
**Deputy controller of Examination**

### Important Examination and Result Guidelines:

While attempting your question paper in the examination hall, you have to strictly abide by various instructions which are printed on the cover page of each Answer Book. Some of the important guidelines are reproduced here for your benefit.

**Note: The appearance of the candidate is purely on provisional basis subject to determination of eligibility**


1. Always keep the Examination Admit Card/Roll No. Slip with you and show it the supervisory staff/inspection team on duty as and when required/demanded.
2. No candidate shall be allowed to carry inside the Examination Hall, any textual material, printed or written, bits of paper or any other material of like nature. If any candidate is found in possession of such material after commencement of examination- whether in use or not- he/she is liable to be disqualified. Cellular phones, pager and other Electronic devices are not allowed during the examination. Candidates must deposit these items in the custody of the supervisory staff well before the commencement of the Examination.
3. A candidate, who reports after 30 minutes of the commencement of the Examination, shall not be permitted to take the Examination.
4. Write your Roll No./Enrollment No. neatly and correctly on the right side of Answer Book in the box shown below the caption "To be filled by the candidate".
5. Write carefully the Name of Examination, Name of the Subject, Name of Paper/Course, Date of Examination at two places viz on the right side and on the left side of the cover page of the Answer Book at the space provided for purpose.
6. Mention the same Question No. against the answer of a question as given in the Question paper.
7. **After the declaration of result**, if the result of any candidate is captioned as PMA/LO/IR/DE/, he/she should immediately bring it to the notice of the Tabulation Section of Examination Wing within 15 days positively, failing which no claim whatsoever shall be entertained.
8. If a candidate appears in the subject/paper in which He/She is not otherwise eligible, His/Her examination to that subject/paper shall stand automatically cancelled and the candidate will have no claim whatsoever.



# University of Kashmir, Srinagar

## Admit Card

UG 5TH & 6TH Semester Backlog Examination Batch-2015.

<b>Course:</b> BA	<b>Roll No:</b> 20561723
<b>Session:</b> Bi-Ann	<b>Year:</b> 2020
<b>Name of the Candidate:</b> SHANU GULZAR	
<b>Son/Daughter of:</b> GULZAR AHMAD WAGEY	
<b>Centre No:</b> 2	
<b>Name of the Centre:</b> GOVT DEGREE COLLEGE, ANANTNAG (BOYS)	
<b>Subject(s) in which to be Examined:</b> ENG05-PS06-UR06-SO06	

Please admit the candidate (Provisionally) in the center for the subjects(s) mentioned in the statement to be held on the dates as given in the Date Sheet

Sd/-  
Deputy controller of Examination

### Important Examination and Result Guidelines:

While attempting your question paper in the examination hall, you have to strictly abide by various instructions which are printed on the cover page of each Answer Book. Some of the important guidelines are reproduced here for your benefit.

**Note: The appearance of the candidate is purely on provisional basis subject to determination of eligibility**

1. Always keep the Examination Admit Card/Roll No. Slip with you and show it the supervisory staff/inspection team on duty as and when required/demanded.
2. No candidate shall be allowed to carry inside the Examination Hall, any textual material, printed or written, bits of paper or any other material of like nature. If any candidate is found in possession of such material after commencement of examination- whether in use or not- he/she is liable to be disqualified. Cellular phones, pager and other Electronic devices are not allowed during the examination. Candidates must deposit these items in the custody of the supervisory staff well before the commencement of the Examination.
3. A candidate, who reports after 30 minutes of the commencement of the Examination, shall not be permitted to take the Examination.
4. Write your Roll No./Enrollment No. neatly and correctly on the right side of Answer Book in the box shown below the caption "To be filled by the candidate".
5. Write carefully the Name of Examination, Name of the Subject, Name of Paper/Course, Date of Examination at two places viz on the right side and on the left side of the cover page of the Answer Book at the space provided for purpose.
6. Mention the same Question No. against the answer of a question as given in the Question paper.
7. **After the declaration of result**, if the result of any candidate is captioned as PMA/LO/IR/DE/, he/she should immediately bring it to the notice of the Tabulation Section of Examination Wing within 15 days positively, failing which no claim whatsoever shall be entertained.
8. If a candidate appears in the subject/paper in which He/She is not otherwise eligible, His/Her examination to that subject/paper shall stand automatically cancelled and the candidate will have no claim whatsoever.



# University of Kashmir, Srinagar

## Admit Card

UG 5TH & 6TH Semester Backlog Examination Batch-2015.

<b>Course:</b>	<b>BA</b>	<b>Roll No:</b>	<b>20561724</b>
<b>Session:</b>	<b>Bi-Ann</b>	<b>Year:</b>	<b>2020</b>
<b>Name of the Candidate:</b>	RUMEESA HAMID		
<b>Son/Daughter of:</b>	AB HAMID MATOO		
<b>Centre No:</b>	2		
<b>Name of the Centre:</b>	GOVT DEGREE COLLEGE, ANANTNAG (BOYS)		
<b>Subject(s) in which to be Examined:</b>	ENG05-SO05-ENG06-ED06		



Please admit the candidate (Provisionally) in the center for the subjects(s) mentioned in the statement to be held on the dates as given in the Date Sheet

**Sd/-**  
**Deputy controller of Examination**

### Important Examination and Result Guidelines:

While attempting your question paper in the examination hall, you have to strictly abide by various instructions which are printed on the cover page of each Answer Book. Some of the important guidelines are reproduced here for your benefit.

**Note: The appearance of the candidate is purely on provisional basis subject to determination of eligibility**


1. Always keep the Examination Admit Card/Roll No. Slip with you and show it the supervisory staff/inspection team on duty as and when required/demanded.
2. No candidate shall be allowed to carry inside the Examination Hall, any textual material, printed or written, bits of paper or any other material of like nature. If any candidate is found in possession of such material after commencement of examination- whether in use or not- he/she is liable to be disqualified. Cellular phones, pager and other Electronic devices are not allowed during the examination. Candidates must deposit these items in the custody of the supervisory staff well before the commencement of the Examination.
3. A candidate, who reports after 30 minutes of the commencement of the Examination, shall not be permitted to take the Examination.
4. Write your Roll No./Enrollment No. neatly and correctly on the right side of Answer Book in the box shown below the caption "To be filled by the candidate".
5. Write carefully the Name of Examination, Name of the Subject, Name of Paper/Course, Date of Examination at two places viz on the right side and on the left side of the cover page of the Answer Book at the space provided for purpose.
6. Mention the same Question No. against the answer of a question as given in the Question paper.
7. **After the declaration of result**, if the result of any candidate is captioned as PMA/LO/IR/DE/, he/she should immediately bring it to the notice of the Tabulation Section of Examination Wing within 15 days positively, failing which no claim whatsoever shall be entertained.
8. If a candidate appears in the subject/paper in which He/She is not otherwise eligible, His/Her examination to that subject/paper shall stand automatically cancelled and the candidate will have no claim whatsoever.



# University of Kashmir, Srinagar

## Admit Card

UG 5TH & 6TH Semester Backlog Examination Batch-2015.

<b>Course:</b>	<b>BA</b>	<b>Roll No:</b>	<b>20561725</b>
<b>Session:</b>	<b>Bi-Ann</b>	<b>Year:</b>	<b>2020</b>
<b>Name of the Candidate:</b>	<b>MAISARAH AKHTER</b>		
<b>Son/Daughter of:</b>	<b>GH MOHAMMAD ITOO</b>		
<b>Centre No:</b>	<b>2</b>		
<b>Name of the Centre:</b>	<b>GOVT DEGREE COLLEGE, ANANTNAG (BOYS)</b>		
<b>Subject(s) in which to be Examined:</b>	<b>ENG05-SO05</b>		

Please admit the candidate (Provisionally) in the center for the subjects(s) mentioned in the statement to be held on the dates as given in the Date Sheet

**Sd/-**  
**Deputy controller of Examination**

### Important Examination and Result Guidelines:

While attempting your question paper in the examination hall, you have to strictly abide by various instructions which are printed on the cover page of each Answer Book. Some of the important guidelines are reproduced here for your benefit.

**Note: The appearance of the candidate is purely on provisional basis subject to determination of eligibility**

1. Always keep the Examination Admit Card/Roll No. Slip with you and show it the supervisory staff/inspection team on duty as and when required/demanded.
2. No candidate shall be allowed to carry inside the Examination Hall, any textual material, printed or written, bits of paper or any other material of like nature. If any candidate is found in possession of such material after commencement of examination- whether in use or not- he/she is liable to be disqualified. Cellular phones, pager and other Electronic devices are not allowed during the examination. Candidates must deposit these items in the custody of the supervisory staff well before the commencement of the Examination.
3. A candidate, who reports after 30 minutes of the commencement of the Examination, shall not be permitted to take the Examination.
4. Write your Roll No./Enrollment No. neatly and correctly on the right side of Answer Book in the box shown below the caption "To be filled by the candidate".
5. Write carefully the Name of Examination, Name of the Subject, Name of Paper/Course, Date of Examination at two places viz on the right side and on the left side of the cover page of the Answer Book at the space provided for purpose.
6. Mention the same Question No. against the answer of a question as given in the Question paper.
7. **After the declaration of result**, if the result of any candidate is captioned as PMA/LO/IR/DE/, he/she should immediately bring it to the notice of the Tabulation Section of Examination Wing within 15 days positively, failing which no claim whatsoever shall be entertained.
8. If a candidate appears in the subject/paper in which He/She is not otherwise eligible, His/Her examination to that subject/paper shall stand automatically cancelled and the candidate will have no claim whatsoever.






# University of Kashmir, Srinagar

## Admit Card

UG 5TH & 6TH Semester Backlog Examination Batch-2015.

<b>Course:</b>	<b>BA</b>	<b>Roll No:</b>	<b>20561726</b>
<b>Session:</b>	<b>Bi-Ann</b>	<b>Year:</b>	<b>2020</b>
<b>Name of the Candidate:</b>	<b>SABREENA JAN</b>		
<b>Son/Daughter of:</b>	<b>GH HASSAN SHEERGOJRY</b>		
<b>Centre No:</b>	<b>2</b>		
<b>Name of the Centre:</b>	<b>GOVT DEGREE COLLEGE, ANANTNAG (BOYS)</b>		
<b>Subject(s) in which to be Examined:</b>	<b>PS05</b>		

Please admit the candidate (Provisionally) in the center for the subjects(s) mentioned in the statement to be held on the dates as given in the Date Sheet

**Sd/-**  
**Deputy controller of Examination**

### Important Examination and Result Guidelines:

While attempting your question paper in the examination hall, you have to strictly abide by various instructions which are printed on the cover page of each Answer Book. Some of the important guidelines are reproduced here for your benefit.

**Note: The appearance of the candidate is purely on provisional basis subject to determination of eligibility**


1. Always keep the Examination Admit Card/Roll No. Slip with you and show it the supervisory staff/inspection team on duty as and when required/demanded.
2. No candidate shall be allowed to carry inside the Examination Hall, any textual material, printed or written, bits of paper or any other material of like nature. If any candidate is found in possession of such material after commencement of examination- whether in use or not- he/she is liable to be disqualified. Cellular phones, pager and other Electronic devices are not allowed during the examination. Candidates must deposit these items in the custody of the supervisory staff well before the commencement of the Examination.
3. A candidate, who reports after 30 minutes of the commencement of the Examination, shall not be permitted to take the Examination.
4. Write your Roll No./Enrollment No. neatly and correctly on the right side of Answer Book in the box shown below the caption "To be filled by the candidate".
5. Write carefully the Name of Examination, Name of the Subject, Name of Paper/Course, Date of Examination at two places viz on the right side and on the left side of the cover page of the Answer Book at the space provided for purpose.
6. Mention the same Question No. against the answer of a question as given in the Question paper.
7. **After the declaration of result**, if the result of any candidate is captioned as PMA/LO/IR/DE/, he/she should immediately bring it to the notice of the Tabulation Section of Examination Wing within 15 days positively, failing which no claim whatsoever shall be entertained.
8. If a candidate appears in the subject/paper in which He/She is not otherwise eligible, His/Her examination to that subject/paper shall stand automatically cancelled and the candidate will have no claim whatsoever.



# University of Kashmir, Srinagar

## Admit Card

UG 5TH & 6TH Semester Backlog Examination Batch-2015.

<b>Course:</b>	<b>BA</b>	<b>Roll No:</b>	<b>20561727</b>
<b>Session:</b>	<b>Bi-Ann</b>	<b>Year:</b>	<b>2020</b>
<b>Name of the Candidate:</b>	INSHA MAJEED		
<b>Son/Daughter of:</b>	AB MAJEED GANAIE		
<b>Centre No:</b>	2		
<b>Name of the Centre:</b>	GOVT DEGREE COLLEGE, ANANTNAG (BOYS)		
<b>Subject(s) in which to be Examined:</b>	ENG05-ENG06		

Please admit the candidate (Provisionally) in the center for the subjects(s) mentioned in the statement to be held on the dates as given in the Date Sheet

**Sd/-**  
**Deputy controller of Examination**

### Important Examination and Result Guidelines:

While attempting your question paper in the examination hall, you have to strictly abide by various instructions which are printed on the cover page of each Answer Book. Some of the important guidelines are reproduced here for your benefit.

**Note: The appearance of the candidate is purely on provisional basis subject to determination of eligibility**

1. Always keep the Examination Admit Card/Roll No. Slip with you and show it the supervisory staff/inspection team on duty as and when required/demanded.
2. No candidate shall be allowed to carry inside the Examination Hall, any textual material, printed or written, bits of paper or any other material of like nature. If any candidate is found in possession of such material after commencement of examination- whether in use or not- he/she is liable to be disqualified. Cellular phones, pager and other Electronic devices are not allowed during the examination. Candidates must deposit these items in the custody of the supervisory staff well before the commencement of the Examination.
3. A candidate, who reports after 30 minutes of the commencement of the Examination, shall not be permitted to take the Examination.
4. Write your Roll No./Enrollment No. neatly and correctly on the right side of Answer Book in the box shown below the caption "To be filled by the candidate".
5. Write carefully the Name of Examination, Name of the Subject, Name of Paper/Course, Date of Examination at two places viz on the right side and on the left side of the cover page of the Answer Book at the space provided for purpose.
6. Mention the same Question No. against the answer of a question as given in the Question paper.
7. **After the declaration of result**, if the result of any candidate is captioned as PMA/LO/IR/DE/, he/she should immediately bring it to the notice of the Tabulation Section of Examination Wing within 15 days positively, failing which no claim whatsoever shall be entertained.
8. If a candidate appears in the subject/paper in which He/She is not otherwise eligible, His/Her examination to that subject/paper shall stand automatically cancelled and the candidate will have no claim whatsoever.



# University of Kashmir, Srinagar

## Admit Card

UG 5TH & 6TH Semester Backlog Examination Batch-2015.

<b>Course:</b>	<b>BA</b>	<b>Roll No:</b>	<b>20561728</b>
<b>Session:</b>	Bi-Ann	<b>Year:</b>	2020
<b>Name of the Candidate:</b>	REFAT HAMEED		
<b>Son/Daughter of:</b>	AB HAMEED BHAT		
<b>Centre No:</b>	2		
<b>Name of the Centre:</b>	GOVT DEGREE COLLEGE, ANANTNAG (BOYS)		
<b>Subject(s) in which to be Examined:</b>	ENG05		

Please admit the candidate (Provisionally) in the center for the subjects(s) mentioned in the statement to be held on the dates as given in the Date Sheet

**Sd/-**  
**Deputy controller of Examination**

### Important Examination and Result Guidelines:

While attempting your question paper in the examination hall, you have to strictly abide by various instructions which are printed on the cover page of each Answer Book. Some of the important guidelines are reproduced here for your benefit.

**Note: The appearance of the candidate is purely on provisional basis subject to determination of eligibility**

1. Always keep the Examination Admit Card/Roll No. Slip with you and show it the supervisory staff/inspection team on duty as and when required/demanded.
2. No candidate shall be allowed to carry inside the Examination Hall, any textual material, printed or written, bits of paper or any other material of like nature. If any candidate is found in possession of such material after commencement of examination- whether in use or not- he/she is liable to be disqualified. Cellular phones, pager and other Electronic devices are not allowed during the examination. Candidates must deposit these items in the custody of the supervisory staff well before the commencement of the Examination.
3. A candidate, who reports after 30 minutes of the commencement of the Examination, shall not be permitted to take the Examination.
4. Write your Roll No./Enrollment No. neatly and correctly on the right side of Answer Book in the box shown below the caption "To be filled by the candidate".
5. Write carefully the Name of Examination, Name of the Subject, Name of Paper/Course, Date of Examination at two places viz on the right side and on the left side of the cover page of the Answer Book at the space provided for purpose.
6. Mention the same Question No. against the answer of a question as given in the Question paper.
7. **After the declaration of result**, if the result of any candidate is captioned as PMA/LO/IR/DE/, he/she should immediately bring it to the notice of the Tabulation Section of Examination Wing within 15 days positively, failing which no claim whatsoever shall be entertained.
8. If a candidate appears in the subject/paper in which He/She is not otherwise eligible, His/Her examination to that subject/paper shall stand automatically cancelled and the candidate will have no claim whatsoever.



# University of Kashmir, Srinagar

## Admit Card

UG 5TH & 6TH Semester Backlog Examination Batch-2015.

<b>Course:</b>	<b>BA</b>	<b>Roll No:</b>	<b>20561729</b>
<b>Session:</b>	Bi-Ann	<b>Year:</b>	2020
<b>Name of the Candidate:</b>	GAZALA JAVEED		
<b>Son/Daughter of:</b>	JAVEED AHMED SHAH		
<b>Centre No:</b>	2		
<b>Name of the Centre:</b>	GOVT DEGREE COLLEGE, ANANTNAG (BOYS)		
<b>Subject(s) in which to be Examined:</b>	SO05-PS06-SO06		



Please admit the candidate (Provisionally) in the center for the subjects(s) mentioned in the statement to be held on the dates as given in the Date Sheet

**Sd/-**  
**Deputy controller of Examination**

### Important Examination and Result Guidelines:

While attempting your question paper in the examination hall, you have to strictly abide by various instructions which are printed on the cover page of each Answer Book. Some of the important guidelines are reproduced here for your benefit.

**Note: The appearance of the candidate is purely on provisional basis subject to determination of eligibility**


1. Always keep the Examination Admit Card/Roll No. Slip with you and show it the supervisory staff/inspection team on duty as and when required/demanded.
2. No candidate shall be allowed to carry inside the Examination Hall, any textual material, printed or written, bits of paper or any other material of like nature. If any candidate is found in possession of such material after commencement of examination- whether in use or not- he/she is liable to be disqualified. Cellular phones, pager and other Electronic devices are not allowed during the examination. Candidates must deposit these items in the custody of the supervisory staff well before the commencement of the Examination.
3. A candidate, who reports after 30 minutes of the commencement of the Examination, shall not be permitted to take the Examination.
4. Write your Roll No./Enrollment No. neatly and correctly on the right side of Answer Book in the box shown below the caption "To be filled by the candidate".
5. Write carefully the Name of Examination, Name of the Subject, Name of Paper/Course, Date of Examination at two places viz on the right side and on the left side of the cover page of the Answer Book at the space provided for purpose.
6. Mention the same Question No. against the answer of a question as given in the Question paper.
7. **After the declaration of result**, if the result of any candidate is captioned as PMA/LO/IR/DE/, he/she should immediately bring it to the notice of the Tabulation Section of Examination Wing within 15 days positively, failing which no claim whatsoever shall be entertained.
8. If a candidate appears in the subject/paper in which He/She is not otherwise eligible, His/Her examination to that subject/paper shall stand automatically cancelled and the candidate will have no claim whatsoever.



# University of Kashmir, Srinagar

## Admit Card

UG 5TH & 6TH Semester Backlog Examination Batch-2015.

<b>Course:</b>	<b>BA</b>	<b>Roll No:</b>	<b>20561730</b>
<b>Session:</b>	<b>Bi-Ann</b>	<b>Year:</b>	<b>2020</b>
<b>Name of the Candidate:</b>	NAHIDA AKHTER		
<b>Son/Daughter of:</b>	NAZIR AHMAD LONE		
<b>Centre No:</b>	2		
<b>Name of the Centre:</b>	GOVT DEGREE COLLEGE, ANANTNAG (BOYS)		
<b>Subject(s) in which to be Examined:</b>	SO05		

Please admit the candidate (Provisionally) in the center for the subjects(s) mentioned in the statement to be held on the dates as given in the Date Sheet

**Sd/-**  
**Deputy controller of Examination**

### Important Examination and Result Guidelines:

While attempting your question paper in the examination hall, you have to strictly abide by various instructions which are printed on the cover page of each Answer Book. Some of the important guidelines are reproduced here for your benefit.

**Note: The appearance of the candidate is purely on provisional basis subject to determination of eligibility**


1. Always keep the Examination Admit Card/Roll No. Slip with you and show it the supervisory staff/inspection team on duty as and when required/demanded.
2. No candidate shall be allowed to carry inside the Examination Hall, any textual material, printed or written, bits of paper or any other material of like nature. If any candidate is found in possession of such material after commencement of examination- whether in use or not- he/she is liable to be disqualified. Cellular phones, pager and other Electronic devices are not allowed during the examination. Candidates must deposit these items in the custody of the supervisory staff well before the commencement of the Examination.
3. A candidate, who reports after 30 minutes of the commencement of the Examination, shall not be permitted to take the Examination.
4. Write your Roll No./Enrollment No. neatly and correctly on the right side of Answer Book in the box shown below the caption "To be filled by the candidate".
5. Write carefully the Name of Examination, Name of the Subject, Name of Paper/Course, Date of Examination at two places viz on the right side and on the left side of the cover page of the Answer Book at the space provided for purpose.
6. Mention the same Question No. against the answer of a question as given in the Question paper.
7. **After the declaration of result**, if the result of any candidate is captioned as PMA/LO/IR/DE/, he/she should immediately bring it to the notice of the Tabulation Section of Examination Wing within 15 days positively, failing which no claim whatsoever shall be entertained.
8. If a candidate appears in the subject/paper in which He/She is not otherwise eligible, His/Her examination to that subject/paper shall stand automatically cancelled and the candidate will have no claim whatsoever.



# University of Kashmir, Srinagar

## Admit Card

UG 5TH & 6TH Semester Backlog Examination Batch-2015.

<b>Course:</b>	<b>BA</b>	<b>Roll No:</b>	<b>20561731</b>
<b>Session:</b>	Bi-Ann	<b>Year:</b>	2020
<b>Name of the Candidate:</b>	MEELADA AKHTER		
<b>Son/Daughter of:</b>	GH NABI LONE		
<b>Centre No:</b>	2		
<b>Name of the Centre:</b>	GOVT DEGREE COLLEGE, ANANTNAG (BOYS)		
<b>Subject(s) in which to be Examined:</b>	ENG05-AR06		

Please admit the candidate (Provisionally) in the center for the subjects(s) mentioned in the statement to be held on the dates as given in the Date Sheet

Sd/-  
Deputy controller of Examination

### Important Examination and Result Guidelines:

While attempting your question paper in the examination hall, you have to strictly abide by various instructions which are printed on the cover page of each Answer Book. Some of the important guidelines are reproduced here for your benefit.

**Note: The appearance of the candidate is purely on provisional basis subject to determination of eligibility**


1. Always keep the Examination Admit Card/Roll No. Slip with you and show it the supervisory staff/inspection team on duty as and when required/demanded.
2. No candidate shall be allowed to carry inside the Examination Hall, any textual material, printed or written, bits of paper or any other material of like nature. If any candidate is found in possession of such material after commencement of examination- whether in use or not- he/she is liable to be disqualified. Cellular phones, pager and other Electronic devices are not allowed during the examination. Candidates must deposit these items in the custody of the supervisory staff well before the commencement of the Examination.
3. A candidate, who reports after 30 minutes of the commencement of the Examination, shall not be permitted to take the Examination.
4. Write your Roll No./Enrollment No. neatly and correctly on the right side of Answer Book in the box shown below the caption "To be filled by the candidate".
5. Write carefully the Name of Examination, Name of the Subject, Name of Paper/Course, Date of Examination at two places viz on the right side and on the left side of the cover page of the Answer Book at the space provided for purpose.
6. Mention the same Question No. against the answer of a question as given in the Question paper.
7. **After the declaration of result**, if the result of any candidate is captioned as PMA/LO/IR/DE/, he/she should immediately bring it to the notice of the Tabulation Section of Examination Wing within 15 days positively, failing which no claim whatsoever shall be entertained.
8. If a candidate appears in the subject/paper in which He/She is not otherwise eligible, His/Her examination to that subject/paper shall stand automatically cancelled and the candidate will have no claim whatsoever.



# University of Kashmir, Srinagar

## Admit Card

UG 5TH & 6TH Semester Backlog Examination Batch-2015.

<b>Course:</b>	<b>BA</b>	<b>Roll No:</b>	<b>20561732</b>
<b>Session:</b>	<b>Bi-Ann</b>	<b>Year:</b>	<b>2020</b>
<b>Name of the Candidate:</b>	NEELOFAR RASHID		
<b>Son/Daughter of:</b>	AB RASHID GANAIE		
<b>Centre No:</b>	2		
<b>Name of the Centre:</b>	GOVT DEGREE COLLEGE, ANANTNAG (BOYS)		
<b>Subject(s) in which to be Examined:</b>	AR05		

Please admit the candidate (Provisionally) in the center for the subjects(s) mentioned in the statement to be held on the dates as given in the Date Sheet

**Sd/-**  
**Deputy controller of Examination**

### Important Examination and Result Guidelines:

While attempting your question paper in the examination hall, you have to strictly abide by various instructions which are printed on the cover page of each Answer Book. Some of the important guidelines are reproduced here for your benefit.

**Note: The appearance of the candidate is purely on provisional basis subject to determination of eligibility**

1. Always keep the Examination Admit Card/Roll No. Slip with you and show it the supervisory staff/inspection team on duty as and when required/demanded.
2. No candidate shall be allowed to carry inside the Examination Hall, any textual material, printed or written, bits of paper or any other material of like nature. If any candidate is found in possession of such material after commencement of examination- whether in use or not- he/she is liable to be disqualified. Cellular phones, pager and other Electronic devices are not allowed during the examination. Candidates must deposit these items in the custody of the supervisory staff well before the commencement of the Examination.
3. A candidate, who reports after 30 minutes of the commencement of the Examination, shall not be permitted to take the Examination.
4. Write your Roll No./Enrollment No. neatly and correctly on the right side of Answer Book in the box shown below the caption "To be filled by the candidate".
5. Write carefully the Name of Examination, Name of the Subject, Name of Paper/Course, Date of Examination at two places viz on the right side and on the left side of the cover page of the Answer Book at the space provided for purpose.
6. Mention the same Question No. against the answer of a question as given in the Question paper.
7. **After the declaration of result**, if the result of any candidate is captioned as PMA/LO/IR/DE/, he/she should immediately bring it to the notice of the Tabulation Section of Examination Wing within 15 days positively, failing which no claim whatsoever shall be entertained.
8. If a candidate appears in the subject/paper in which He/She is not otherwise eligible, His/Her examination to that subject/paper shall stand automatically cancelled and the candidate will have no claim whatsoever.



# University of Kashmir, Srinagar

## Admit Card

UG 5TH & 6TH Semester Backlog Examination Batch-2015.

<b>Course:</b>	<b>BA</b>	<b>Roll No:</b>	<b>20561733</b>
<b>Session:</b>	<b>Bi-Ann</b>	<b>Year:</b>	<b>2020</b>
<b>Name of the Candidate:</b>	RAHI TABASUM		
<b>Son/Daughter of:</b>	MOHD SALEEM DAR		
<b>Centre No:</b>	2		
<b>Name of the Centre:</b>	GOVT DEGREE COLLEGE, ANANTNAG (BOYS)		
<b>Subject(s) in which to be Examined:</b>	ENG05-PSY05		



Please admit the candidate (Provisionally) in the center for the subjects(s) mentioned in the statement to be held on the dates as given in the Date Sheet

**Sd/-**  
**Deputy controller of Examination**

### Important Examination and Result Guidelines:

While attempting your question paper in the examination hall, you have to strictly abide by various instructions which are printed on the cover page of each Answer Book. Some of the important guidelines are reproduced here for your benefit.

**Note: The appearance of the candidate is purely on provisional basis subject to determination of eligibility**

1. Always keep the Examination Admit Card/Roll No. Slip with you and show it the supervisory staff/inspection team on duty as and when required/demanded.
2. No candidate shall be allowed to carry inside the Examination Hall, any textual material, printed or written, bits of paper or any other material of like nature. If any candidate is found in possession of such material after commencement of examination- whether in use or not- he/she is liable to be disqualified. Cellular phones, pager and other Electronic devices are not allowed during the examination. Candidates must deposit these items in the custody of the supervisory staff well before the commencement of the Examination.
3. A candidate, who reports after 30 minutes of the commencement of the Examination, shall not be permitted to take the Examination.
4. Write your Roll No./Enrollment No. neatly and correctly on the right side of Answer Book in the box shown below the caption "To be filled by the candidate".
5. Write carefully the Name of Examination, Name of the Subject, Name of Paper/Course, Date of Examination at two places viz on the right side and on the left side of the cover page of the Answer Book at the space provided for purpose.
6. Mention the same Question No. against the answer of a question as given in the Question paper.
7. **After the declaration of result**, if the result of any candidate is captioned as PMA/LO/IR/DE/, he/she should immediately bring it to the notice of the Tabulation Section of Examination Wing within 15 days positively, failing which no claim whatsoever shall be entertained.
8. If a candidate appears in the subject/paper in which He/She is not otherwise eligible, His/Her examination to that subject/paper shall stand automatically cancelled and the candidate will have no claim whatsoever.





# University of Kashmir, Srinagar

## Admit Card

UG 5TH & 6TH Semester Backlog Examination Batch-2015.

<b>Course:</b>	<b>BA</b>	<b>Roll No:</b>	<b>20561734</b>
<b>Session:</b>	<b>Bi-Ann</b>	<b>Year:</b>	<b>2020</b>
<b>Name of the Candidate:</b>	INSHA JAN		
<b>Son/Daughter of:</b>	MOHAMMAD SHAFI KHAN		
<b>Centre No:</b>	2		
<b>Name of the Centre:</b>	GOVT DEGREE COLLEGE, ANANTNAG (BOYS)		
<b>Subject(s) in which to be Examined:</b>	ENG05-ED05-ENG06-SO06-		



Please admit the candidate (Provisionally) in the center for the subjects(s) mentioned in the statement to be held on the dates as given in the Date Sheet

**Sd/-**  
**Deputy controller of Examination**

### Important Examination and Result Guidelines:

While attempting your question paper in the examination hall, you have to strictly abide by various instructions which are printed on the cover page of each Answer Book. Some of the important guidelines are reproduced here for your benefit.

**Note: The appearance of the candidate is purely on provisional basis subject to determination of eligibility**


1. Always keep the Examination Admit Card/Roll No. Slip with you and show it the supervisory staff/inspection team on duty as and when required/demanded.
2. No candidate shall be allowed to carry inside the Examination Hall, any textual material, printed or written, bits of paper or any other material of like nature. If any candidate is found in possession of such material after commencement of examination- whether in use or not- he/she is liable to be disqualified. Cellular phones, pager and other Electronic devices are not allowed during the examination. Candidates must deposit these items in the custody of the supervisory staff well before the commencement of the Examination.
3. A candidate, who reports after 30 minutes of the commencement of the Examination, shall not be permitted to take the Examination.
4. Write your Roll No./Enrollment No. neatly and correctly on the right side of Answer Book in the box shown below the caption "To be filled by the candidate".
5. Write carefully the Name of Examination, Name of the Subject, Name of Paper/Course, Date of Examination at two places viz on the right side and on the left side of the cover page of the Answer Book at the space provided for purpose.
6. Mention the same Question No. against the answer of a question as given in the Question paper.
7. **After the declaration of result**, if the result of any candidate is captioned as PMA/LO/IR/DE/, he/she should immediately bring it to the notice of the Tabulation Section of Examination Wing within 15 days positively, failing which no claim whatsoever shall be entertained.
8. If a candidate appears in the subject/paper in which He/She is not otherwise eligible, His/Her examination to that subject/paper shall stand automatically cancelled and the candidate will have no claim whatsoever.



# University of Kashmir, Srinagar

## Admit Card

UG 5TH & 6TH Semester Backlog Examination Batch-2015.

<b>Course:</b>	<b>BA</b>	<b>Roll No:</b>	<b>20561735</b>
<b>Session:</b>	<b>Bi-Ann</b>	<b>Year:</b>	<b>2020</b>
<b>Name of the Candidate:</b>	SUMIYA SHAFI		
<b>Son/Daughter of:</b>	MOHAMMAD SHAFI WANI		
<b>Centre No:</b>	2		
<b>Name of the Centre:</b>	GOVT DEGREE COLLEGE, ANANTNAG (BOYS)		
<b>Subject(s) in which to be Examined:</b>	ENG05-ENG06		

Please admit the candidate (Provisionally) in the center for the subjects(s) mentioned in the statement to be held on the dates as given in the Date Sheet

**Sd/-**  
**Deputy controller of Examination**

### Important Examination and Result Guidelines:

While attempting your question paper in the examination hall, you have to strictly abide by various instructions which are printed on the cover page of each Answer Book. Some of the important guidelines are reproduced here for your benefit.

**Note: The appearance of the candidate is purely on provisional basis subject to determination of eligibility**

1. Always keep the Examination Admit Card/Roll No. Slip with you and show it the supervisory staff/inspection team on duty as and when required/demanded.
2. No candidate shall be allowed to carry inside the Examination Hall, any textual material, printed or written, bits of paper or any other material of like nature. If any candidate is found in possession of such material after commencement of examination- whether in use or not- he/she is liable to be disqualified. Cellular phones, pager and other Electronic devices are not allowed during the examination. Candidates must deposit these items in the custody of the supervisory staff well before the commencement of the Examination.
3. A candidate, who reports after 30 minutes of the commencement of the Examination, shall not be permitted to take the Examination.
4. Write your Roll No./Enrollment No. neatly and correctly on the right side of Answer Book in the box shown below the caption "To be filled by the candidate".
5. Write carefully the Name of Examination, Name of the Subject, Name of Paper/Course, Date of Examination at two places viz on the right side and on the left side of the cover page of the Answer Book at the space provided for purpose.
6. Mention the same Question No. against the answer of a question as given in the Question paper.
7. **After the declaration of result**, if the result of any candidate is captioned as PMA/LO/IR/DE/, he/she should immediately bring it to the notice of the Tabulation Section of Examination Wing within 15 days positively, failing which no claim whatsoever shall be entertained.
8. If a candidate appears in the subject/paper in which He/She is not otherwise eligible, His/Her examination to that subject/paper shall stand automatically cancelled and the candidate will have no claim whatsoever.



# University of Kashmir, Srinagar

## Admit Card

UG 5TH & 6TH Semester Backlog Examination Batch-2015.

<b>Course:</b>	<b>BA</b>	<b>Roll No:</b>	<b>20561736</b>
<b>Session:</b>	<b>Bi-Ann</b>	<b>Year:</b>	<b>2020</b>
<b>Name of the Candidate:</b>	DANISHTA GULAM		
<b>Son/Daughter of:</b>	GH AHMAD BHAT		
<b>Centre No:</b>	2		
<b>Name of the Centre:</b>	GOVT DEGREE COLLEGE, ANANTNAG (BOYS)		
<b>Subject(s) in which to be Examined:</b>	ENG05		



Please admit the candidate (Provisionally) in the center for the subjects(s) mentioned in the statement to be held on the dates as given in the Date Sheet

**Sd/-**  
**Deputy controller of Examination**

### Important Examination and Result Guidelines:

While attempting your question paper in the examination hall, you have to strictly abide by various instructions which are printed on the cover page of each Answer Book. Some of the important guidelines are reproduced here for your benefit.

**Note: The appearance of the candidate is purely on provisional basis subject to determination of eligibility**


1. Always keep the Examination Admit Card/Roll No. Slip with you and show it the supervisory staff/inspection team on duty as and when required/demanded.
2. No candidate shall be allowed to carry inside the Examination Hall, any textual material, printed or written, bits of paper or any other material of like nature. If any candidate is found in possession of such material after commencement of examination- whether in use or not- he/she is liable to be disqualified. Cellular phones, pager and other Electronic devices are not allowed during the examination. Candidates must deposit these items in the custody of the supervisory staff well before the commencement of the Examination.
3. A candidate, who reports after 30 minutes of the commencement of the Examination, shall not be permitted to take the Examination.
4. Write your Roll No./Enrollment No. neatly and correctly on the right side of Answer Book in the box shown below the caption "To be filled by the candidate".
5. Write carefully the Name of Examination, Name of the Subject, Name of Paper/Course, Date of Examination at two places viz on the right side and on the left side of the cover page of the Answer Book at the space provided for purpose.
6. Mention the same Question No. against the answer of a question as given in the Question paper.
7. **After the declaration of result**, if the result of any candidate is captioned as PMA/LO/IR/DE/, he/she should immediately bring it to the notice of the Tabulation Section of Examination Wing within 15 days positively, failing which no claim whatsoever shall be entertained.
8. If a candidate appears in the subject/paper in which He/She is not otherwise eligible, His/Her examination to that subject/paper shall stand automatically cancelled and the candidate will have no claim whatsoever.



# University of Kashmir, Srinagar

## Admit Card

UG 5TH & 6TH Semester Backlog Examination Batch-2015.

<b>Course:</b>	<b>BA</b>	<b>Roll No:</b>	<b>20561737</b>
<b>Session:</b>	<b>Bi-Ann</b>	<b>Year:</b>	<b>2020</b>
<b>Name of the Candidate:</b>	<b>MUSKAAN GULL</b>		
<b>Son/Daughter of:</b>	<b>GULL MOHAMMAD WANI</b>		
<b>Centre No:</b>	<b>2</b>		
<b>Name of the Centre:</b>	<b>GOVT DEGREE COLLEGE, ANANTNAG (BOYS)</b>		
<b>Subject(s) in which to be Examined:</b>	<b>ENG05</b>		

Please admit the candidate (Provisionally) in the center for the subjects(s) mentioned in the statement to be held on the dates as given in the Date Sheet

**Sd/-**  
**Deputy controller of Examination**

### Important Examination and Result Guidelines:

While attempting your question paper in the examination hall, you have to strictly abide by various instructions which are printed on the cover page of each Answer Book. Some of the important guidelines are reproduced here for your benefit.

**Note: The appearance of the candidate is purely on provisional basis subject to determination of eligibility**


1. Always keep the Examination Admit Card/Roll No. Slip with you and show it the supervisory staff/inspection team on duty as and when required/demanded.
2. No candidate shall be allowed to carry inside the Examination Hall, any textual material, printed or written, bits of paper or any other material of like nature. If any candidate is found in possession of such material after commencement of examination- whether in use or not- he/she is liable to be disqualified. Cellular phones, pager and other Electronic devices are not allowed during the examination. Candidates must deposit these items in the custody of the supervisory staff well before the commencement of the Examination.
3. A candidate, who reports after 30 minutes of the commencement of the Examination, shall not be permitted to take the Examination.
4. Write your Roll No./Enrollment No. neatly and correctly on the right side of Answer Book in the box shown below the caption "To be filled by the candidate".
5. Write carefully the Name of Examination, Name of the Subject, Name of Paper/Course, Date of Examination at two places viz on the right side and on the left side of the cover page of the Answer Book at the space provided for purpose.
6. Mention the same Question No. against the answer of a question as given in the Question paper.
7. **After the declaration of result**, if the result of any candidate is captioned as PMA/LO/IR/DE/, he/she should immediately bring it to the notice of the Tabulation Section of Examination Wing within 15 days positively, failing which no claim whatsoever shall be entertained.
8. If a candidate appears in the subject/paper in which He/She is not otherwise eligible, His/Her examination to that subject/paper shall stand automatically cancelled and the candidate will have no claim whatsoever.



# University of Kashmir, Srinagar

## Admit Card

UG 5TH & 6TH Semester Backlog Examination Batch-2015.

<b>Course:</b>	<b>BA</b>	<b>Roll No:</b>	<b>20561738</b>
<b>Session:</b>	<b>Bi-Ann</b>	<b>Year:</b>	<b>2020</b>
<b>Name of the Candidate:</b>	<b>NAZI JAN</b>		
<b>Son/Daughter of:</b>	<b>ABDUL MAJEED PARRY</b>		
<b>Centre No:</b>	<b>2</b>		
<b>Name of the Centre:</b>	<b>GOVT DEGREE COLLEGE, ANANTNAG (BOYS)</b>		
<b>Subject(s) in which to be Examined:</b>	<b>ENG05</b>		

Please admit the candidate (Provisionally) in the center for the subjects(s) mentioned in the statement to be held on the dates as given in the Date Sheet

**Sd/-**  
**Deputy controller of Examination**

### Important Examination and Result Guidelines:

While attempting your question paper in the examination hall, you have to strictly abide by various instructions which are printed on the cover page of each Answer Book. Some of the important guidelines are reproduced here for your benefit.

**Note: The appearance of the candidate is purely on provisional basis subject to determination of eligibility**

1. Always keep the Examination Admit Card/Roll No. Slip with you and show it the supervisory staff/inspection team on duty as and when required/demanded.
2. No candidate shall be allowed to carry inside the Examination Hall, any textual material, printed or written, bits of paper or any other material of like nature. If any candidate is found in possession of such material after commencement of examination- whether in use or not- he/she is liable to be disqualified. Cellular phones, pager and other Electronic devices are not allowed during the examination. Candidates must deposit these items in the custody of the supervisory staff well before the commencement of the Examination.
3. A candidate, who reports after 30 minutes of the commencement of the Examination, shall not be permitted to take the Examination.
4. Write your Roll No./Enrollment No. neatly and correctly on the right side of Answer Book in the box shown below the caption "To be filled by the candidate".
5. Write carefully the Name of Examination, Name of the Subject, Name of Paper/Course, Date of Examination at two places viz on the right side and on the left side of the cover page of the Answer Book at the space provided for purpose.
6. Mention the same Question No. against the answer of a question as given in the Question paper.
7. **After the declaration of result**, if the result of any candidate is captioned as PMA/LO/IR/DE/, he/she should immediately bring it to the notice of the Tabulation Section of Examination Wing within 15 days positively, failing which no claim whatsoever shall be entertained.
8. If a candidate appears in the subject/paper in which He/She is not otherwise eligible, His/Her examination to that subject/paper shall stand automatically cancelled and the candidate will have no claim whatsoever.




# University of Kashmir, Srinagar

## Admit Card

UG 5TH & 6TH Semester Backlog Examination Batch-2015.

<b>Course:</b>	<b>BA</b>	<b>Roll No:</b>	<b>20561739</b>
<b>Session:</b>	<b>Bi-Ann</b>	<b>Year:</b>	<b>2020</b>
<b>Name of the Candidate:</b>	YASMEEN ANWAR		
<b>Son/Daughter of:</b>	MOHD ANWAR KHATANA		
<b>Centre No:</b>	2		
<b>Name of the Centre:</b>	GOVT DEGREE COLLEGE, ANANTNAG (BOYS)		
<b>Subject(s) in which to be Examined:</b>	ENG05-ED06		



Please admit the candidate (Provisionally) in the center for the subjects(s) mentioned in the statement to be held on the dates as given in the Date Sheet

**Sd/-**  
**Deputy controller of Examination**

### Important Examination and Result Guidelines:

While attempting your question paper in the examination hall, you have to strictly abide by various instructions which are printed on the cover page of each Answer Book. Some of the important guidelines are reproduced here for your benefit.

**Note: The appearance of the candidate is purely on provisional basis subject to determination of eligibility**


1. Always keep the Examination Admit Card/Roll No. Slip with you and show it the supervisory staff/inspection team on duty as and when required/demanded.
2. No candidate shall be allowed to carry inside the Examination Hall, any textual material, printed or written, bits of paper or any other material of like nature. If any candidate is found in possession of such material after commencement of examination- whether in use or not- he/she is liable to be disqualified. Cellular phones, pager and other Electronic devices are not allowed during the examination. Candidates must deposit these items in the custody of the supervisory staff well before the commencement of the Examination.
3. A candidate, who reports after 30 minutes of the commencement of the Examination, shall not be permitted to take the Examination.
4. Write your Roll No./Enrollment No. neatly and correctly on the right side of Answer Book in the box shown below the caption "To be filled by the candidate".
5. Write carefully the Name of Examination, Name of the Subject, Name of Paper/Course, Date of Examination at two places viz on the right side and on the left side of the cover page of the Answer Book at the space provided for purpose.
6. Mention the same Question No. against the answer of a question as given in the Question paper.
7. **After the declaration of result**, if the result of any candidate is captioned as PMA/LO/IR/DE/, he/she should immediately bring it to the notice of the Tabulation Section of Examination Wing within 15 days positively, failing which no claim whatsoever shall be entertained.
8. If a candidate appears in the subject/paper in which He/She is not otherwise eligible, His/Her examination to that subject/paper shall stand automatically cancelled and the candidate will have no claim whatsoever.



# University of Kashmir, Srinagar

## Admit Card

UG 5TH & 6TH Semester Backlog Examination Batch-2015.

<b>Course:</b>	<b>BA</b>	<b>Roll No:</b>	<b>20561740</b>
<b>Session:</b>	<b>Bi-Ann</b>	<b>Year:</b>	<b>2020</b>
<b>Name of the Candidate:</b>	IRAM IQBAL		
<b>Son/Daughter of:</b>	MOHD IQBAL WANI		
<b>Centre No:</b>	2		
<b>Name of the Centre:</b>	GOVT DEGREE COLLEGE, ANANTNAG (BOYS)		
<b>Subject(s) in which to be Examined:</b>	ENG05		

Please admit the candidate (Provisionally) in the center for the subjects(s) mentioned in the statement to be held on the dates as given in the Date Sheet

**Sd/-**  
**Deputy controller of Examination**

### Important Examination and Result Guidelines:

While attempting your question paper in the examination hall, you have to strictly abide by various instructions which are printed on the cover page of each Answer Book. Some of the important guidelines are reproduced here for your benefit.

**Note: The appearance of the candidate is purely on provisional basis subject to determination of eligibility**

1. Always keep the Examination Admit Card/Roll No. Slip with you and show it the supervisory staff/inspection team on duty as and when required/demanded.
2. No candidate shall be allowed to carry inside the Examination Hall, any textual material, printed or written, bits of paper or any other material of like nature. If any candidate is found in possession of such material after commencement of examination- whether in use or not- he/she is liable to be disqualified. Cellular phones, pager and other Electronic devices are not allowed during the examination. Candidates must deposit these items in the custody of the supervisory staff well before the commencement of the Examination.
3. A candidate, who reports after 30 minutes of the commencement of the Examination, shall not be permitted to take the Examination.
4. Write your Roll No./Enrollment No. neatly and correctly on the right side of Answer Book in the box shown below the caption "To be filled by the candidate".
5. Write carefully the Name of Examination, Name of the Subject, Name of Paper/Course, Date of Examination at two places viz on the right side and on the left side of the cover page of the Answer Book at the space provided for purpose.
6. Mention the same Question No. against the answer of a question as given in the Question paper.
7. **After the declaration of result**, if the result of any candidate is captioned as PMA/LO/IR/DE/, he/she should immediately bring it to the notice of the Tabulation Section of Examination Wing within 15 days positively, failing which no claim whatsoever shall be entertained.
8. If a candidate appears in the subject/paper in which He/She is not otherwise eligible, His/Her examination to that subject/paper shall stand automatically cancelled and the candidate will have no claim whatsoever.



# University of Kashmir, Srinagar

## Admit Card

UG 5TH & 6TH Semester Backlog Examination Batch-2015.

<b>Course:</b>	<b>BA</b>	<b>Roll No:</b>	<b>20561741</b>
<b>Session:</b>	<b>Bi-Ann</b>	<b>Year:</b>	<b>2020</b>
<b>Name of the Candidate:</b>	ASIYA MAQBOOL		
<b>Son/Daughter of:</b>	MOHD MAQBOOL DAR		
<b>Centre No:</b>	2		
<b>Name of the Centre:</b>	GOVT DEGREE COLLEGE, ANANTNAG (BOYS)		
<b>Subject(s) in which to be Examined:</b>	PS05		



Please admit the candidate (Provisionally) in the center for the subjects(s) mentioned in the statement to be held on the dates as given in the Date Sheet

**Sd/-**  
**Deputy controller of Examination**

### Important Examination and Result Guidelines:

While attempting your question paper in the examination hall, you have to strictly abide by various instructions which are printed on the cover page of each Answer Book. Some of the important guidelines are reproduced here for your benefit.

**Note: The appearance of the candidate is purely on provisional basis subject to determination of eligibility**

1. Always keep the Examination Admit Card/Roll No. Slip with you and show it the supervisory staff/inspection team on duty as and when required/demanded.
2. No candidate shall be allowed to carry inside the Examination Hall, any textual material, printed or written, bits of paper or any other material of like nature. If any candidate is found in possession of such material after commencement of examination- whether in use or not- he/she is liable to be disqualified. Cellular phones, pager and other Electronic devices are not allowed during the examination. Candidates must deposit these items in the custody of the supervisory staff well before the commencement of the Examination.
3. A candidate, who reports after 30 minutes of the commencement of the Examination, shall not be permitted to take the Examination.
4. Write your Roll No./Enrollment No. neatly and correctly on the right side of Answer Book in the box shown below the caption "To be filled by the candidate".
5. Write carefully the Name of Examination, Name of the Subject, Name of Paper/Course, Date of Examination at two places viz on the right side and on the left side of the cover page of the Answer Book at the space provided for purpose.
6. Mention the same Question No. against the answer of a question as given in the Question paper.
7. **After the declaration of result**, if the result of any candidate is captioned as PMA/LO/IR/DE/, he/she should immediately bring it to the notice of the Tabulation Section of Examination Wing within 15 days positively, failing which no claim whatsoever shall be entertained.
8. If a candidate appears in the subject/paper in which He/She is not otherwise eligible, His/Her examination to that subject/paper shall stand automatically cancelled and the candidate will have no claim whatsoever.






# University of Kashmir, Srinagar

## Admit Card

UG 5TH & 6TH Semester Backlog Examination Batch-2015.

<b>Course:</b>	<b>BA</b>	<b>Roll No:</b>	<b>20561742</b>
<b>Session:</b>	<b>Bi-Ann</b>	<b>Year:</b>	<b>2020</b>
<b>Name of the Candidate:</b>	SABIYA MUSHTAQ		
<b>Son/Daughter of:</b>	MUSHTAQ AHMAD ALLAI		
<b>Centre No:</b>	2		
<b>Name of the Centre:</b>	GOVT DEGREE COLLEGE, ANANTNAG (BOYS)		
<b>Subject(s) in which to be Examined:</b>	UR05		

Please admit the candidate (Provisionally) in the center for the subjects(s) mentioned in the statement to be held on the dates as given in the Date Sheet

**Sd/-**  
**Deputy controller of Examination**

### Important Examination and Result Guidelines:

While attempting your question paper in the examination hall, you have to strictly abide by various instructions which are printed on the cover page of each Answer Book. Some of the important guidelines are reproduced here for your benefit.

**Note: The appearance of the candidate is purely on provisional basis subject to determination of eligibility**


1. Always keep the Examination Admit Card/Roll No. Slip with you and show it the supervisory staff/inspection team on duty as and when required/demanded.
2. No candidate shall be allowed to carry inside the Examination Hall, any textual material, printed or written, bits of paper or any other material of like nature. If any candidate is found in possession of such material after commencement of examination- whether in use or not- he/she is liable to be disqualified. Cellular phones, pager and other Electronic devices are not allowed during the examination. Candidates must deposit these items in the custody of the supervisory staff well before the commencement of the Examination.
3. A candidate, who reports after 30 minutes of the commencement of the Examination, shall not be permitted to take the Examination.
4. Write your Roll No./Enrollment No. neatly and correctly on the right side of Answer Book in the box shown below the caption "To be filled by the candidate".
5. Write carefully the Name of Examination, Name of the Subject, Name of Paper/Course, Date of Examination at two places viz on the right side and on the left side of the cover page of the Answer Book at the space provided for purpose.
6. Mention the same Question No. against the answer of a question as given in the Question paper.
7. **After the declaration of result**, if the result of any candidate is captioned as PMA/LO/IR/DE/, he/she should immediately bring it to the notice of the Tabulation Section of Examination Wing within 15 days positively, failing which no claim whatsoever shall be entertained.
8. If a candidate appears in the subject/paper in which He/She is not otherwise eligible, His/Her examination to that subject/paper shall stand automatically cancelled and the candidate will have no claim whatsoever.



# University of Kashmir, Srinagar

## Admit Card

UG 5TH & 6TH Semester Backlog Examination Batch-2015.

<b>Course:</b>	<b>BA</b>	<b>Roll No:</b>	<b>20561743</b>
<b>Session:</b>	<b>Bi-Ann</b>	<b>Year:</b>	<b>2020</b>
<b>Name of the Candidate:</b>	RUQAYA AKHTER		
<b>Son/Daughter of:</b>	NAZIR AHMAD LONE		
<b>Centre No:</b>	2		
<b>Name of the Centre:</b>	GOVT DEGREE COLLEGE, ANANTNAG (BOYS)		
<b>Subject(s) in which to be Examined:</b>	ENG05-PSY06		

Please admit the candidate (Provisionally) in the center for the subjects(s) mentioned in the statement to be held on the dates as given in the Date Sheet

**Sd/-**  
**Deputy controller of Examination**

### Important Examination and Result Guidelines:

While attempting your question paper in the examination hall, you have to strictly abide by various instructions which are printed on the cover page of each Answer Book. Some of the important guidelines are reproduced here for your benefit.

**Note: The appearance of the candidate is purely on provisional basis subject to determination of eligibility**


1. Always keep the Examination Admit Card/Roll No. Slip with you and show it the supervisory staff/inspection team on duty as and when required/demanded.
2. No candidate shall be allowed to carry inside the Examination Hall, any textual material, printed or written, bits of paper or any other material of like nature. If any candidate is found in possession of such material after commencement of examination- whether in use or not- he/she is liable to be disqualified. Cellular phones, pager and other Electronic devices are not allowed during the examination. Candidates must deposit these items in the custody of the supervisory staff well before the commencement of the Examination.
3. A candidate, who reports after 30 minutes of the commencement of the Examination, shall not be permitted to take the Examination.
4. Write your Roll No./Enrollment No. neatly and correctly on the right side of Answer Book in the box shown below the caption "To be filled by the candidate".
5. Write carefully the Name of Examination, Name of the Subject, Name of Paper/Course, Date of Examination at two places viz on the right side and on the left side of the cover page of the Answer Book at the space provided for purpose.
6. Mention the same Question No. against the answer of a question as given in the Question paper.
7. **After the declaration of result**, if the result of any candidate is captioned as PMA/LO/IR/DE/, he/she should immediately bring it to the notice of the Tabulation Section of Examination Wing within 15 days positively, failing which no claim whatsoever shall be entertained.
8. If a candidate appears in the subject/paper in which He/She is not otherwise eligible, His/Her examination to that subject/paper shall stand automatically cancelled and the candidate will have no claim whatsoever.



# University of Kashmir, Srinagar

## Admit Card

UG 5TH & 6TH Semester Backlog Examination Batch-2015.

<b>Course:</b>	<b>BA</b>	<b>Roll No:</b>	<b>20561744</b>
<b>Session:</b>	<b>Bi-Ann</b>	<b>Year:</b>	<b>2020</b>
<b>Name of the Candidate:</b>	SAMREENA JAN		
<b>Son/Daughter of:</b>	AB GANI KUTTAY		
<b>Centre No:</b>	2		
<b>Name of the Centre:</b>	GOVT DEGREE COLLEGE, ANANTNAG (BOYS)		
<b>Subject(s) in which to be Examined:</b>	EC05-EC06		

Please admit the candidate (Provisionally) in the center for the subjects(s) mentioned in the statement to be held on the dates as given in the Date Sheet

**Sd/-**  
**Deputy controller of Examination**

### Important Examination and Result Guidelines:

While attempting your question paper in the examination hall, you have to strictly abide by various instructions which are printed on the cover page of each Answer Book. Some of the important guidelines are reproduced here for your benefit.

**Note: The appearance of the candidate is purely on provisional basis subject to determination of eligibility**


1. Always keep the Examination Admit Card/Roll No. Slip with you and show it the supervisory staff/inspection team on duty as and when required/demanded.
2. No candidate shall be allowed to carry inside the Examination Hall, any textual material, printed or written, bits of paper or any other material of like nature. If any candidate is found in possession of such material after commencement of examination- whether in use or not- he/she is liable to be disqualified. Cellular phones, pager and other Electronic devices are not allowed during the examination. Candidates must deposit these items in the custody of the supervisory staff well before the commencement of the Examination.
3. A candidate, who reports after 30 minutes of the commencement of the Examination, shall not be permitted to take the Examination.
4. Write your Roll No./Enrollment No. neatly and correctly on the right side of Answer Book in the box shown below the caption "To be filled by the candidate".
5. Write carefully the Name of Examination, Name of the Subject, Name of Paper/Course, Date of Examination at two places viz on the right side and on the left side of the cover page of the Answer Book at the space provided for purpose.
6. Mention the same Question No. against the answer of a question as given in the Question paper.
7. **After the declaration of result**, if the result of any candidate is captioned as PMA/LO/IR/DE/, he/she should immediately bring it to the notice of the Tabulation Section of Examination Wing within 15 days positively, failing which no claim whatsoever shall be entertained.
8. If a candidate appears in the subject/paper in which He/She is not otherwise eligible, His/Her examination to that subject/paper shall stand automatically cancelled and the candidate will have no claim whatsoever.



# University of Kashmir, Srinagar

## Admit Card

UG 5TH & 6TH Semester Backlog Examination Batch-2015.

<b>Course:</b> BA	<b>Roll No:</b> 20561745
<b>Session:</b> Bi-Ann	<b>Year:</b> 2020
<b>Name of the Candidate:</b> ASEYA JAN	
<b>Son/Daughter of:</b> GH NABI DAR	
<b>Centre No:</b> 2	
<b>Name of the Centre:</b> GOVT DEGREE COLLEGE, ANANTNAG (BOYS)	
<b>Subject(s) in which to be Examined:</b> SO05-SO06	

Please admit the candidate (Provisionally) in the center for the subjects(s) mentioned in the statement to be held on the dates as given in the Date Sheet

Sd/-  
Deputy controller of Examination

### Important Examination and Result Guidelines:

While attempting your question paper in the examination hall, you have to strictly abide by various instructions which are printed on the cover page of each Answer Book. Some of the important guidelines are reproduced here for your benefit.

**Note: The appearance of the candidate is purely on provisional basis subject to determination of eligibility**


1. Always keep the Examination Admit Card/Roll No. Slip with you and show it the supervisory staff/inspection team on duty as and when required/demanded.
2. No candidate shall be allowed to carry inside the Examination Hall, any textual material, printed or written, bits of paper or any other material of like nature. If any candidate is found in possession of such material after commencement of examination- whether in use or not- he/she is liable to be disqualified. Cellular phones, pager and other Electronic devices are not allowed during the examination. Candidates must deposit these items in the custody of the supervisory staff well before the commencement of the Examination.
3. A candidate, who reports after 30 minutes of the commencement of the Examination, shall not be permitted to take the Examination.
4. Write your Roll No./Enrollment No. neatly and correctly on the right side of Answer Book in the box shown below the caption "To be filled by the candidate".
5. Write carefully the Name of Examination, Name of the Subject, Name of Paper/Course, Date of Examination at two places viz on the right side and on the left side of the cover page of the Answer Book at the space provided for purpose.
6. Mention the same Question No. against the answer of a question as given in the Question paper.
7. **After the declaration of result**, if the result of any candidate is captioned as PMA/LO/IR/DE/, he/she should immediately bring it to the notice of the Tabulation Section of Examination Wing within 15 days positively, failing which no claim whatsoever shall be entertained.
8. If a candidate appears in the subject/paper in which He/She is not otherwise eligible, His/Her examination to that subject/paper shall stand automatically cancelled and the candidate will have no claim whatsoever.



# University of Kashmir, Srinagar

## Admit Card

UG 5TH & 6TH Semester Backlog Examination Batch-2015.

<b>Course:</b>	<b>BA</b>	<b>Roll No:</b>	<b>20561746</b>
<b>Session:</b>	<b>Bi-Ann</b>	<b>Year:</b>	<b>2020</b>
<b>Name of the Candidate:</b>	SHAZIA BASHIR		
<b>Son/Daughter of:</b>	BASHIR AHMAD PARRAY		
<b>Centre No:</b>	2		
<b>Name of the Centre:</b>	GOVT DEGREE COLLEGE, ANANTNAG (BOYS)		
<b>Subject(s) in which to be Examined:</b>	ENG05-KMR06		

Please admit the candidate (Provisionally) in the center for the subjects(s) mentioned in the statement to be held on the dates as given in the Date Sheet

**Sd/-**  
**Deputy controller of Examination**

### Important Examination and Result Guidelines:

While attempting your question paper in the examination hall, you have to strictly abide by various instructions which are printed on the cover page of each Answer Book. Some of the important guidelines are reproduced here for your benefit.

**Note: The appearance of the candidate is purely on provisional basis subject to determination of eligibility**

1. Always keep the Examination Admit Card/Roll No. Slip with you and show it the supervisory staff/inspection team on duty as and when required/demanded.
2. No candidate shall be allowed to carry inside the Examination Hall, any textual material, printed or written, bits of paper or any other material of like nature. If any candidate is found in possession of such material after commencement of examination- whether in use or not- he/she is liable to be disqualified. Cellular phones, pager and other Electronic devices are not allowed during the examination. Candidates must deposit these items in the custody of the supervisory staff well before the commencement of the Examination.
3. A candidate, who reports after 30 minutes of the commencement of the Examination, shall not be permitted to take the Examination.
4. Write your Roll No./Enrollment No. neatly and correctly on the right side of Answer Book in the box shown below the caption "To be filled by the candidate".
5. Write carefully the Name of Examination, Name of the Subject, Name of Paper/Course, Date of Examination at two places viz on the right side and on the left side of the cover page of the Answer Book at the space provided for purpose.
6. Mention the same Question No. against the answer of a question as given in the Question paper.
7. **After the declaration of result**, if the result of any candidate is captioned as PMA/LO/IR/DE/, he/she should immediately bring it to the notice of the Tabulation Section of Examination Wing within 15 days positively, failing which no claim whatsoever shall be entertained.
8. If a candidate appears in the subject/paper in which He/She is not otherwise eligible, His/Her examination to that subject/paper shall stand automatically cancelled and the candidate will have no claim whatsoever.



# University of Kashmir, Srinagar

## Admit Card

UG 5TH & 6TH Semester Backlog Examination Batch-2015.

<b>Course:</b>	<b>BA</b>	<b>Roll No:</b>	<b>20561747</b>
<b>Session:</b>	Bi-Ann	<b>Year:</b>	2020
<b>Name of the Candidate:</b>	TEHMEENA MANZOOR		
<b>Son/Daughter of:</b>	MANZOOR AHMAD SHEIKH		
<b>Centre No:</b>	2		
<b>Name of the Centre:</b>	GOVT DEGREE COLLEGE, ANANTNAG (BOYS)		
<b>Subject(s) in which to be Examined:</b>	ENG05		



Please admit the candidate (Provisionally) in the center for the subjects(s) mentioned in the statement to be held on the dates as given in the Date Sheet

Sd/-  
Deputy controller of Examination

### Important Examination and Result Guidelines:

While attempting your question paper in the examination hall, you have to strictly abide by various instructions which are printed on the cover page of each Answer Book. Some of the important guidelines are reproduced here for your benefit.

**Note: The appearance of the candidate is purely on provisional basis subject to determination of eligibility**

1. Always keep the Examination Admit Card/Roll No. Slip with you and show it the supervisory staff/inspection team on duty as and when required/demanded.
2. No candidate shall be allowed to carry inside the Examination Hall, any textual material, printed or written, bits of paper or any other material of like nature. If any candidate is found in possession of such material after commencement of examination- whether in use or not- he/she is liable to be disqualified. Cellular phones, pager and other Electronic devices are not allowed during the examination. Candidates must deposit these items in the custody of the supervisory staff well before the commencement of the Examination.
3. A candidate, who reports after 30 minutes of the commencement of the Examination, shall not be permitted to take the Examination.
4. Write your Roll No./Enrollment No. neatly and correctly on the right side of Answer Book in the box shown below the caption "To be filled by the candidate".
5. Write carefully the Name of Examination, Name of the Subject, Name of Paper/Course, Date of Examination at two places viz on the right side and on the left side of the cover page of the Answer Book at the space provided for purpose.
6. Mention the same Question No. against the answer of a question as given in the Question paper.
7. **After the declaration of result**, if the result of any candidate is captioned as PMA/LO/IR/DE/, he/she should immediately bring it to the notice of the Tabulation Section of Examination Wing within 15 days positively, failing which no claim whatsoever shall be entertained.
8. If a candidate appears in the subject/paper in which He/She is not otherwise eligible, His/Her examination to that subject/paper shall stand automatically cancelled and the candidate will have no claim whatsoever.



# University of Kashmir, Srinagar

## Admit Card

UG 5TH & 6TH Semester Backlog Examination Batch-2015.

<b>Course:</b>	<b>BA</b>	<b>Roll No:</b>	<b>20561748</b>
<b>Session:</b>	<b>Bi-Ann</b>	<b>Year:</b>	<b>2020</b>
<b>Name of the Candidate:</b>	AASIYA AKHTER		
<b>Son/Daughter of:</b>	MOHD ASHRAF RATHER		
<b>Centre No:</b>	2		
<b>Name of the Centre:</b>	GOVT DEGREE COLLEGE, ANANTNAG (BOYS)		
<b>Subject(s) in which to be Examined:</b>	ED05		



Please admit the candidate (Provisionally) in the center for the subjects(s) mentioned in the statement to be held on the dates as given in the Date Sheet

**Sd/-**  
**Deputy controller of Examination**

### Important Examination and Result Guidelines:

While attempting your question paper in the examination hall, you have to strictly abide by various instructions which are printed on the cover page of each Answer Book. Some of the important guidelines are reproduced here for your benefit.

**Note: The appearance of the candidate is purely on provisional basis subject to determination of eligibility**

1. Always keep the Examination Admit Card/Roll No. Slip with you and show it the supervisory staff/inspection team on duty as and when required/demanded.
2. No candidate shall be allowed to carry inside the Examination Hall, any textual material, printed or written, bits of paper or any other material of like nature. If any candidate is found in possession of such material after commencement of examination- whether in use or not- he/she is liable to be disqualified. Cellular phones, pager and other Electronic devices are not allowed during the examination. Candidates must deposit these items in the custody of the supervisory staff well before the commencement of the Examination.
3. A candidate, who reports after 30 minutes of the commencement of the Examination, shall not be permitted to take the Examination.
4. Write your Roll No./Enrollment No. neatly and correctly on the right side of Answer Book in the box shown below the caption "To be filled by the candidate".
5. Write carefully the Name of Examination, Name of the Subject, Name of Paper/Course, Date of Examination at two places viz on the right side and on the left side of the cover page of the Answer Book at the space provided for purpose.
6. Mention the same Question No. against the answer of a question as given in the Question paper.
7. **After the declaration of result**, if the result of any candidate is captioned as PMA/LO/IR/DE/, he/she should immediately bring it to the notice of the Tabulation Section of Examination Wing within 15 days positively, failing which no claim whatsoever shall be entertained.
8. If a candidate appears in the subject/paper in which He/She is not otherwise eligible, His/Her examination to that subject/paper shall stand automatically cancelled and the candidate will have no claim whatsoever.



# University of Kashmir, Srinagar

## Admit Card

UG 5TH & 6TH Semester Backlog Examination Batch-2015.

<b>Course:</b>	<b>BA</b>	<b>Roll No:</b>	<b>20561749</b>
<b>Session:</b>	Bi-Ann	<b>Year:</b>	2020
<b>Name of the Candidate:</b>	SAMOOD JAN		
<b>Son/Daughter of:</b>	MANZOOR AHMAD MALIK		
<b>Centre No:</b>	2		
<b>Name of the Centre:</b>	GOVT DEGREE COLLEGE, ANANTNAG (BOYS)		
<b>Subject(s) in which to be Examined:</b>	ENG05-AR05-AR06		



Please admit the candidate (Provisionally) in the center for the subjects(s) mentioned in the statement to be held on the dates as given in the Date Sheet

**Sd/-**  
**Deputy controller of Examination**

### Important Examination and Result Guidelines:

While attempting your question paper in the examination hall, you have to strictly abide by various instructions which are printed on the cover page of each Answer Book. Some of the important guidelines are reproduced here for your benefit.

**Note: The appearance of the candidate is purely on provisional basis subject to determination of eligibility**

1. Always keep the Examination Admit Card/Roll No. Slip with you and show it the supervisory staff/inspection team on duty as and when required/demanded.
2. No candidate shall be allowed to carry inside the Examination Hall, any textual material, printed or written, bits of paper or any other material of like nature. If any candidate is found in possession of such material after commencement of examination- whether in use or not- he/she is liable to be disqualified. Cellular phones, pager and other Electronic devices are not allowed during the examination. Candidates must deposit these items in the custody of the supervisory staff well before the commencement of the Examination.
3. A candidate, who reports after 30 minutes of the commencement of the Examination, shall not be permitted to take the Examination.
4. Write your Roll No./Enrollment No. neatly and correctly on the right side of Answer Book in the box shown below the caption "To be filled by the candidate".
5. Write carefully the Name of Examination, Name of the Subject, Name of Paper/Course, Date of Examination at two places viz on the right side and on the left side of the cover page of the Answer Book at the space provided for purpose.
6. Mention the same Question No. against the answer of a question as given in the Question paper.
7. **After the declaration of result**, if the result of any candidate is captioned as PMA/LO/IR/DE/, he/she should immediately bring it to the notice of the Tabulation Section of Examination Wing within 15 days positively, failing which no claim whatsoever shall be entertained.
8. If a candidate appears in the subject/paper in which He/She is not otherwise eligible, His/Her examination to that subject/paper shall stand automatically cancelled and the candidate will have no claim whatsoever.






# University of Kashmir, Srinagar

## Admit Card

UG 5TH & 6TH Semester Backlog Examination Batch-2015.

<b>Course:</b>	<b>BA</b>	<b>Roll No:</b>	<b>20561750</b>
<b>Session:</b>	<b>Bi-Ann</b>	<b>Year:</b>	<b>2020</b>
<b>Name of the Candidate:</b>	DANISHTA RAFIQ		
<b>Son/Daughter of:</b>	MUHAMMAD RAFIQ BHAT		
<b>Centre No:</b>	2		
<b>Name of the Centre:</b>	GOVT DEGREE COLLEGE, ANANTNAG (BOYS)		
<b>Subject(s) in which to be Examined:</b>	ENG05		

Please admit the candidate (Provisionally) in the center for the subjects(s) mentioned in the statement to be held on the dates as given in the Date Sheet

**Sd/-**  
**Deputy controller of Examination**

### Important Examination and Result Guidelines:

While attempting your question paper in the examination hall, you have to strictly abide by various instructions which are printed on the cover page of each Answer Book. Some of the important guidelines are reproduced here for your benefit.

**Note: The appearance of the candidate is purely on provisional basis subject to determination of eligibility**

1. Always keep the Examination Admit Card/Roll No. Slip with you and show it the supervisory staff/inspection team on duty as and when required/demanded.
2. No candidate shall be allowed to carry inside the Examination Hall, any textual material, printed or written, bits of paper or any other material of like nature. If any candidate is found in possession of such material after commencement of examination- whether in use or not- he/she is liable to be disqualified. Cellular phones, pager and other Electronic devices are not allowed during the examination. Candidates must deposit these items in the custody of the supervisory staff well before the commencement of the Examination.
3. A candidate, who reports after 30 minutes of the commencement of the Examination, shall not be permitted to take the Examination.
4. Write your Roll No./Enrollment No. neatly and correctly on the right side of Answer Book in the box shown below the caption "To be filled by the candidate".
5. Write carefully the Name of Examination, Name of the Subject, Name of Paper/Course, Date of Examination at two places viz on the right side and on the left side of the cover page of the Answer Book at the space provided for purpose.
6. Mention the same Question No. against the answer of a question as given in the Question paper.
7. **After the declaration of result**, if the result of any candidate is captioned as PMA/LO/IR/DE/, he/she should immediately bring it to the notice of the Tabulation Section of Examination Wing within 15 days positively, failing which no claim whatsoever shall be entertained.
8. If a candidate appears in the subject/paper in which He/She is not otherwise eligible, His/Her examination to that subject/paper shall stand automatically cancelled and the candidate will have no claim whatsoever.




# University of Kashmir, Srinagar

## Admit Card

UG 5TH & 6TH Semester Backlog Examination Batch-2015.

<b>Course:</b>	<b>BA</b>	<b>Roll No:</b>	<b>20561751</b>
<b>Session:</b>	Bi-Ann	<b>Year:</b>	2020
<b>Name of the Candidate:</b>	IFSHA HAMID		
<b>Son/Daughter of:</b>	AB HAMID HAROO		
<b>Centre No:</b>	2		
<b>Name of the Centre:</b>	GOVT DEGREE COLLEGE, ANANTNAG (BOYS)		
<b>Subject(s) in which to be Examined:</b>	AR05		



Please admit the candidate (Provisionally) in the center for the subjects(s) mentioned in the statement to be held on the dates as given in the Date Sheet

**Sd/-**  
**Deputy controller of Examination**

### Important Examination and Result Guidelines:

While attempting your question paper in the examination hall, you have to strictly abide by various instructions which are printed on the cover page of each Answer Book. Some of the important guidelines are reproduced here for your benefit.

**Note: The appearance of the candidate is purely on provisional basis subject to determination of eligibility**

1. Always keep the Examination Admit Card/Roll No. Slip with you and show it the supervisory staff/inspection team on duty as and when required/demanded.
2. No candidate shall be allowed to carry inside the Examination Hall, any textual material, printed or written, bits of paper or any other material of like nature. If any candidate is found in possession of such material after commencement of examination- whether in use or not- he/she is liable to be disqualified. Cellular phones, pager and other Electronic devices are not allowed during the examination. Candidates must deposit these items in the custody of the supervisory staff well before the commencement of the Examination.
3. A candidate, who reports after 30 minutes of the commencement of the Examination, shall not be permitted to take the Examination.
4. Write your Roll No./Enrollment No. neatly and correctly on the right side of Answer Book in the box shown below the caption "To be filled by the candidate".
5. Write carefully the Name of Examination, Name of the Subject, Name of Paper/Course, Date of Examination at two places viz on the right side and on the left side of the cover page of the Answer Book at the space provided for purpose.
6. Mention the same Question No. against the answer of a question as given in the Question paper.
7. **After the declaration of result**, if the result of any candidate is captioned as PMA/LO/IR/DE/, he/she should immediately bring it to the notice of the Tabulation Section of Examination Wing within 15 days positively, failing which no claim whatsoever shall be entertained.
8. If a candidate appears in the subject/paper in which He/She is not otherwise eligible, His/Her examination to that subject/paper shall stand automatically cancelled and the candidate will have no claim whatsoever.



# University of Kashmir, Srinagar

## Admit Card

UG 5TH & 6TH Semester Backlog Examination Batch-2015.

<b>Course:</b>	<b>BA</b>	<b>Roll No:</b>	<b>20561752</b>
<b>Session:</b>	<b>Bi-Ann</b>	<b>Year:</b>	<b>2020</b>
<b>Name of the Candidate:</b>	AZMAT JAN		
<b>Son/Daughter of:</b>	JAHANGIR AHMAD WANI		
<b>Centre No:</b>	2		
<b>Name of the Centre:</b>	GOVT DEGREE COLLEGE, ANANTNAG (BOYS)		
<b>Subject(s) in which to be Examined:</b>	ENG05-SO05-PL05--PS06-SO06-PL06-		



Please admit the candidate (Provisionally) in the center for the subjects(s) mentioned in the statement to be held on the dates as given in the Date Sheet

**Sd/-**  
**Deputy controller of Examination**

### Important Examination and Result Guidelines:

While attempting your question paper in the examination hall, you have to strictly abide by various instructions which are printed on the cover page of each Answer Book. Some of the important guidelines are reproduced here for your benefit.

**Note: The appearance of the candidate is purely on provisional basis subject to determination of eligibility**

1. Always keep the Examination Admit Card/Roll No. Slip with you and show it the supervisory staff/inspection team on duty as and when required/demanded.
2. No candidate shall be allowed to carry inside the Examination Hall, any textual material, printed or written, bits of paper or any other material of like nature. If any candidate is found in possession of such material after commencement of examination- whether in use or not- he/she is liable to be disqualified. Cellular phones, pager and other Electronic devices are not allowed during the examination. Candidates must deposit these items in the custody of the supervisory staff well before the commencement of the Examination.
3. A candidate, who reports after 30 minutes of the commencement of the Examination, shall not be permitted to take the Examination.
4. Write your Roll No./Enrollment No. neatly and correctly on the right side of Answer Book in the box shown below the caption "To be filled by the candidate".
5. Write carefully the Name of Examination, Name of the Subject, Name of Paper/Course, Date of Examination at two places viz on the right side and on the left side of the cover page of the Answer Book at the space provided for purpose.
6. Mention the same Question No. against the answer of a question as given in the Question paper.
7. **After the declaration of result**, if the result of any candidate is captioned as PMA/LO/IR/DE/, he/she should immediately bring it to the notice of the Tabulation Section of Examination Wing within 15 days positively, failing which no claim whatsoever shall be entertained.
8. If a candidate appears in the subject/paper in which He/She is not otherwise eligible, His/Her examination to that subject/paper shall stand automatically cancelled and the candidate will have no claim whatsoever.



# University of Kashmir, Srinagar

## Admit Card

UG 5TH & 6TH Semester Backlog Examination Batch-2015.

<b>Course:</b>	<b>BA</b>	<b>Roll No:</b>	<b>20561753</b>
<b>Session:</b>	<b>Bi-Ann</b>	<b>Year:</b>	<b>2020</b>
<b>Name of the Candidate:</b>	SHAHIDA AKHTER		
<b>Son/Daughter of:</b>	ALI MOHMAD LONE		
<b>Centre No:</b>	2		
<b>Name of the Centre:</b>	GOVT DEGREE COLLEGE, ANANTNAG (BOYS)		
<b>Subject(s) in which to be Examined:</b>	ENG05-SO05		



Please admit the candidate (Provisionally) in the center for the subjects(s) mentioned in the statement to be held on the dates as given in the Date Sheet

**Sd/-**  
**Deputy controller of Examination**

### Important Examination and Result Guidelines:

While attempting your question paper in the examination hall, you have to strictly abide by various instructions which are printed on the cover page of each Answer Book. Some of the important guidelines are reproduced here for your benefit.

**Note: The appearance of the candidate is purely on provisional basis subject to determination of eligibility**

1. Always keep the Examination Admit Card/Roll No. Slip with you and show it the supervisory staff/inspection team on duty as and when required/demanded.
2. No candidate shall be allowed to carry inside the Examination Hall, any textual material, printed or written, bits of paper or any other material of like nature. If any candidate is found in possession of such material after commencement of examination- whether in use or not- he/she is liable to be disqualified. Cellular phones, pager and other Electronic devices are not allowed during the examination. Candidates must deposit these items in the custody of the supervisory staff well before the commencement of the Examination.
3. A candidate, who reports after 30 minutes of the commencement of the Examination, shall not be permitted to take the Examination.
4. Write your Roll No./Enrollment No. neatly and correctly on the right side of Answer Book in the box shown below the caption "To be filled by the candidate".
5. Write carefully the Name of Examination, Name of the Subject, Name of Paper/Course, Date of Examination at two places viz on the right side and on the left side of the cover page of the Answer Book at the space provided for purpose.
6. Mention the same Question No. against the answer of a question as given in the Question paper.
7. **After the declaration of result**, if the result of any candidate is captioned as PMA/LO/IR/DE/, he/she should immediately bring it to the notice of the Tabulation Section of Examination Wing within 15 days positively, failing which no claim whatsoever shall be entertained.
8. If a candidate appears in the subject/paper in which He/She is not otherwise eligible, His/Her examination to that subject/paper shall stand automatically cancelled and the candidate will have no claim whatsoever.



# University of Kashmir, Srinagar

## Admit Card

UG 5TH & 6TH Semester Backlog Examination Batch-2015.

<b>Course:</b>	<b>BA</b>	<b>Roll No:</b>	<b>20561754</b>
<b>Session:</b>	Bi-Ann	<b>Year:</b>	2020
<b>Name of the Candidate:</b>	GOWSIA GULZAR		
<b>Son/Daughter of:</b>	GULZAR AHMAD BHAT		
<b>Centre No:</b>	2		
<b>Name of the Centre:</b>	GOVT DEGREE COLLEGE, ANANTNAG (BOYS)		
<b>Subject(s) in which to be Examined:</b>	ED05		



Please admit the candidate (Provisionally) in the center for the subjects(s) mentioned in the statement to be held on the dates as given in the Date Sheet

**Sd/-**  
**Deputy controller of Examination**

### Important Examination and Result Guidelines:

While attempting your question paper in the examination hall, you have to strictly abide by various instructions which are printed on the cover page of each Answer Book. Some of the important guidelines are reproduced here for your benefit.

**Note: The appearance of the candidate is purely on provisional basis subject to determination of eligibility**


1. Always keep the Examination Admit Card/Roll No. Slip with you and show it the supervisory staff/inspection team on duty as and when required/demanded.
2. No candidate shall be allowed to carry inside the Examination Hall, any textual material, printed or written, bits of paper or any other material of like nature. If any candidate is found in possession of such material after commencement of examination- whether in use or not- he/she is liable to be disqualified. Cellular phones, pager and other Electronic devices are not allowed during the examination. Candidates must deposit these items in the custody of the supervisory staff well before the commencement of the Examination.
3. A candidate, who reports after 30 minutes of the commencement of the Examination, shall not be permitted to take the Examination.
4. Write your Roll No./Enrollment No. neatly and correctly on the right side of Answer Book in the box shown below the caption "To be filled by the candidate".
5. Write carefully the Name of Examination, Name of the Subject, Name of Paper/Course, Date of Examination at two places viz on the right side and on the left side of the cover page of the Answer Book at the space provided for purpose.
6. Mention the same Question No. against the answer of a question as given in the Question paper.
7. **After the declaration of result**, if the result of any candidate is captioned as PMA/LO/IR/DE/, he/she should immediately bring it to the notice of the Tabulation Section of Examination Wing within 15 days positively, failing which no claim whatsoever shall be entertained.
8. If a candidate appears in the subject/paper in which He/She is not otherwise eligible, His/Her examination to that subject/paper shall stand automatically cancelled and the candidate will have no claim whatsoever.



# University of Kashmir, Srinagar

## Admit Card

UG 5TH & 6TH Semester Backlog Examination Batch-2015.

<b>Course:</b>	<b>BA</b>	<b>Roll No:</b>	<b>20561755</b>
<b>Session:</b>	Bi-Ann	<b>Year:</b>	2020
<b>Name of the Candidate:</b>	SEERAT HUSSAIN		
<b>Son/Daughter of:</b>	MOHD HUSSAIN WANI		
<b>Centre No:</b>	2		
<b>Name of the Centre:</b>	GOVT DEGREE COLLEGE, ANANTNAG (BOYS)		
<b>Subject(s) in which to be Examined:</b>	MA05-MA06-UR06		

Please admit the candidate (Provisionally) in the center for the subjects(s) mentioned in the statement to be held on the dates as given in the Date Sheet

Sd/-  
Deputy controller of Examination

### Important Examination and Result Guidelines:

While attempting your question paper in the examination hall, you have to strictly abide by various instructions which are printed on the cover page of each Answer Book. Some of the important guidelines are reproduced here for your benefit.

**Note: The appearance of the candidate is purely on provisional basis subject to determination of eligibility**


1. Always keep the Examination Admit Card/Roll No. Slip with you and show it the supervisory staff/inspection team on duty as and when required/demanded.
2. No candidate shall be allowed to carry inside the Examination Hall, any textual material, printed or written, bits of paper or any other material of like nature. If any candidate is found in possession of such material after commencement of examination- whether in use or not- he/she is liable to be disqualified. Cellular phones, pager and other Electronic devices are not allowed during the examination. Candidates must deposit these items in the custody of the supervisory staff well before the commencement of the Examination.
3. A candidate, who reports after 30 minutes of the commencement of the Examination, shall not be permitted to take the Examination.
4. Write your Roll No./Enrollment No. neatly and correctly on the right side of Answer Book in the box shown below the caption "To be filled by the candidate".
5. Write carefully the Name of Examination, Name of the Subject, Name of Paper/Course, Date of Examination at two places viz on the right side and on the left side of the cover page of the Answer Book at the space provided for purpose.
6. Mention the same Question No. against the answer of a question as given in the Question paper.
7. **After the declaration of result**, if the result of any candidate is captioned as PMA/LO/IR/DE/, he/she should immediately bring it to the notice of the Tabulation Section of Examination Wing within 15 days positively, failing which no claim whatsoever shall be entertained.
8. If a candidate appears in the subject/paper in which He/She is not otherwise eligible, His/Her examination to that subject/paper shall stand automatically cancelled and the candidate will have no claim whatsoever.



# University of Kashmir, Srinagar

## Admit Card

UG 5TH & 6TH Semester Backlog Examination Batch-2015.

<b>Course:</b>	<b>BA</b>	<b>Roll No:</b>	<b>20561756</b>
<b>Session:</b>	Bi-Ann	<b>Year:</b>	2020
<b>Name of the Candidate:</b>	RAISHMA RASOOL		
<b>Son/Daughter of:</b>	GH RASOOL MIR		
<b>Centre No:</b>	2		
<b>Name of the Centre:</b>	GOVT DEGREE COLLEGE, ANANTNAG (BOYS)		
<b>Subject(s) in which to be Examined:</b>	PSY05		

Please admit the candidate (Provisionally) in the center for the subjects(s) mentioned in the statement to be held on the dates as given in the Date Sheet

**Sd/-**  
**Deputy controller of Examination**

### Important Examination and Result Guidelines:

While attempting your question paper in the examination hall, you have to strictly abide by various instructions which are printed on the cover page of each Answer Book. Some of the important guidelines are reproduced here for your benefit.

**Note: The appearance of the candidate is purely on provisional basis subject to determination of eligibility**


1. Always keep the Examination Admit Card/Roll No. Slip with you and show it the supervisory staff/inspection team on duty as and when required/demanded.
2. No candidate shall be allowed to carry inside the Examination Hall, any textual material, printed or written, bits of paper or any other material of like nature. If any candidate is found in possession of such material after commencement of examination- whether in use or not- he/she is liable to be disqualified. Cellular phones, pager and other Electronic devices are not allowed during the examination. Candidates must deposit these items in the custody of the supervisory staff well before the commencement of the Examination.
3. A candidate, who reports after 30 minutes of the commencement of the Examination, shall not be permitted to take the Examination.
4. Write your Roll No./Enrollment No. neatly and correctly on the right side of Answer Book in the box shown below the caption "To be filled by the candidate".
5. Write carefully the Name of Examination, Name of the Subject, Name of Paper/Course, Date of Examination at two places viz on the right side and on the left side of the cover page of the Answer Book at the space provided for purpose.
6. Mention the same Question No. against the answer of a question as given in the Question paper.
7. **After the declaration of result**, if the result of any candidate is captioned as PMA/LO/IR/DE/, he/she should immediately bring it to the notice of the Tabulation Section of Examination Wing within 15 days positively, failing which no claim whatsoever shall be entertained.
8. If a candidate appears in the subject/paper in which He/She is not otherwise eligible, His/Her examination to that subject/paper shall stand automatically cancelled and the candidate will have no claim whatsoever.



# University of Kashmir, Srinagar

## Admit Card

UG 5TH & 6TH Semester Backlog Examination Batch-2015.

<b>Course:</b>	<b>BA</b>	<b>Roll No:</b>	<b>20561757</b>
<b>Session:</b>	<b>Bi-Ann</b>	<b>Year:</b>	<b>2020</b>
<b>Name of the Candidate:</b>	SOBIYA IMTIYAZ		
<b>Son/Daughter of:</b>	IMTIYAZ AHMAD BHAT		
<b>Centre No:</b>	2		
<b>Name of the Centre:</b>	GOVT DEGREE COLLEGE, ANANTNAG (BOYS)		
<b>Subject(s) in which to be Examined:</b>	SO05-SO06		

Please admit the candidate (Provisionally) in the center for the subjects(s) mentioned in the statement to be held on the dates as given in the Date Sheet

**Sd/-**  
**Deputy controller of Examination**

### Important Examination and Result Guidelines:

While attempting your question paper in the examination hall, you have to strictly abide by various instructions which are printed on the cover page of each Answer Book. Some of the important guidelines are reproduced here for your benefit.

**Note: The appearance of the candidate is purely on provisional basis subject to determination of eligibility**

1. Always keep the Examination Admit Card/Roll No. Slip with you and show it the supervisory staff/inspection team on duty as and when required/demanded.
2. No candidate shall be allowed to carry inside the Examination Hall, any textual material, printed or written, bits of paper or any other material of like nature. If any candidate is found in possession of such material after commencement of examination- whether in use or not- he/she is liable to be disqualified. Cellular phones, pager and other Electronic devices are not allowed during the examination. Candidates must deposit these items in the custody of the supervisory staff well before the commencement of the Examination.
3. A candidate, who reports after 30 minutes of the commencement of the Examination, shall not be permitted to take the Examination.
4. Write your Roll No./Enrollment No. neatly and correctly on the right side of Answer Book in the box shown below the caption "To be filled by the candidate".
5. Write carefully the Name of Examination, Name of the Subject, Name of Paper/Course, Date of Examination at two places viz on the right side and on the left side of the cover page of the Answer Book at the space provided for purpose.
6. Mention the same Question No. against the answer of a question as given in the Question paper.
7. **After the declaration of result**, if the result of any candidate is captioned as PMA/LO/IR/DE/, he/she should immediately bring it to the notice of the Tabulation Section of Examination Wing within 15 days positively, failing which no claim whatsoever shall be entertained.
8. If a candidate appears in the subject/paper in which He/She is not otherwise eligible, His/Her examination to that subject/paper shall stand automatically cancelled and the candidate will have no claim whatsoever.






# University of Kashmir, Srinagar

## Admit Card

UG 5TH & 6TH Semester Backlog Examination Batch-2015.

<b>Course:</b>	<b>BA</b>	<b>Roll No:</b>	<b>20561758</b>
<b>Session:</b>	<b>Bi-Ann</b>	<b>Year:</b>	<b>2020</b>
<b>Name of the Candidate:</b>	RIDHWANA JAN		
<b>Son/Daughter of:</b>	AB HAMID DAR		
<b>Centre No:</b>	2		
<b>Name of the Centre:</b>	GOVT DEGREE COLLEGE, ANANTNAG (BOYS)		
<b>Subject(s) in which to be Examined:</b>	SO05		

Please admit the candidate (Provisionally) in the center for the subjects(s) mentioned in the statement to be held on the dates as given in the Date Sheet

**Sd/-**  
**Deputy controller of Examination**

### Important Examination and Result Guidelines:

While attempting your question paper in the examination hall, you have to strictly abide by various instructions which are printed on the cover page of each Answer Book. Some of the important guidelines are reproduced here for your benefit.

**Note: The appearance of the candidate is purely on provisional basis subject to determination of eligibility**


1. Always keep the Examination Admit Card/Roll No. Slip with you and show it the supervisory staff/inspection team on duty as and when required/demanded.
2. No candidate shall be allowed to carry inside the Examination Hall, any textual material, printed or written, bits of paper or any other material of like nature. If any candidate is found in possession of such material after commencement of examination- whether in use or not- he/she is liable to be disqualified. Cellular phones, pager and other Electronic devices are not allowed during the examination. Candidates must deposit these items in the custody of the supervisory staff well before the commencement of the Examination.
3. A candidate, who reports after 30 minutes of the commencement of the Examination, shall not be permitted to take the Examination.
4. Write your Roll No./Enrollment No. neatly and correctly on the right side of Answer Book in the box shown below the caption "To be filled by the candidate".
5. Write carefully the Name of Examination, Name of the Subject, Name of Paper/Course, Date of Examination at two places viz on the right side and on the left side of the cover page of the Answer Book at the space provided for purpose.
6. Mention the same Question No. against the answer of a question as given in the Question paper.
7. **After the declaration of result**, if the result of any candidate is captioned as PMA/LO/IR/DE/, he/she should immediately bring it to the notice of the Tabulation Section of Examination Wing within 15 days positively, failing which no claim whatsoever shall be entertained.
8. If a candidate appears in the subject/paper in which He/She is not otherwise eligible, His/Her examination to that subject/paper shall stand automatically cancelled and the candidate will have no claim whatsoever.



# University of Kashmir, Srinagar

## Admit Card

UG 5TH & 6TH Semester Backlog Examination Batch-2015.

<b>Course:</b>	<b>BA</b>	<b>Roll No:</b>	<b>20561759</b>
<b>Session:</b>	<b>Bi-Ann</b>	<b>Year:</b>	<b>2020</b>
<b>Name of the Candidate:</b>	BAIZA YOUSUF		
<b>Son/Daughter of:</b>	MOHAMMAD YOUSUF MALIK		
<b>Centre No:</b>	2		
<b>Name of the Centre:</b>	GOVT DEGREE COLLEGE, ANANTNAG (BOYS)		
<b>Subject(s) in which to be Examined:</b>	AR05-UR06		

Please admit the candidate (Provisionally) in the center for the subjects(s) mentioned in the statement to be held on the dates as given in the Date Sheet

**Sd/-**  
**Deputy controller of Examination**

### Important Examination and Result Guidelines:

While attempting your question paper in the examination hall, you have to strictly abide by various instructions which are printed on the cover page of each Answer Book. Some of the important guidelines are reproduced here for your benefit.

**Note: The appearance of the candidate is purely on provisional basis subject to determination of eligibility**


1. Always keep the Examination Admit Card/Roll No. Slip with you and show it the supervisory staff/inspection team on duty as and when required/demanded.
2. No candidate shall be allowed to carry inside the Examination Hall, any textual material, printed or written, bits of paper or any other material of like nature. If any candidate is found in possession of such material after commencement of examination- whether in use or not- he/she is liable to be disqualified. Cellular phones, pager and other Electronic devices are not allowed during the examination. Candidates must deposit these items in the custody of the supervisory staff well before the commencement of the Examination.
3. A candidate, who reports after 30 minutes of the commencement of the Examination, shall not be permitted to take the Examination.
4. Write your Roll No./Enrollment No. neatly and correctly on the right side of Answer Book in the box shown below the caption "To be filled by the candidate".
5. Write carefully the Name of Examination, Name of the Subject, Name of Paper/Course, Date of Examination at two places viz on the right side and on the left side of the cover page of the Answer Book at the space provided for purpose.
6. Mention the same Question No. against the answer of a question as given in the Question paper.
7. **After the declaration of result**, if the result of any candidate is captioned as PMA/LO/IR/DE/, he/she should immediately bring it to the notice of the Tabulation Section of Examination Wing within 15 days positively, failing which no claim whatsoever shall be entertained.
8. If a candidate appears in the subject/paper in which He/She is not otherwise eligible, His/Her examination to that subject/paper shall stand automatically cancelled and the candidate will have no claim whatsoever.



# University of Kashmir, Srinagar

## Admit Card

UG 5TH & 6TH Semester Backlog Examination Batch-2015.

<b>Course:</b>	<b>BA</b>	<b>Roll No:</b>	<b>20561760</b>
<b>Session:</b>	<b>Bi-Ann</b>	<b>Year:</b>	<b>2020</b>
<b>Name of the Candidate:</b>	JUNAIDAH AFZAL		
<b>Son/Daughter of:</b>	MOHAMMAD AFZAL BHAT		
<b>Centre No:</b>	2		
<b>Name of the Centre:</b>	GOVT DEGREE COLLEGE, ANANTNAG (BOYS)		
<b>Subject(s) in which to be Examined:</b>	ENG05-ENG06-ED06-AR06		

Please admit the candidate (Provisionally) in the center for the subjects(s) mentioned in the statement to be held on the dates as given in the Date Sheet

**Sd/-**  
**Deputy controller of Examination**

### Important Examination and Result Guidelines:

While attempting your question paper in the examination hall, you have to strictly abide by various instructions which are printed on the cover page of each Answer Book. Some of the important guidelines are reproduced here for your benefit.

**Note: The appearance of the candidate is purely on provisional basis subject to determination of eligibility**


1. Always keep the Examination Admit Card/Roll No. Slip with you and show it the supervisory staff/inspection team on duty as and when required/demanded.
2. No candidate shall be allowed to carry inside the Examination Hall, any textual material, printed or written, bits of paper or any other material of like nature. If any candidate is found in possession of such material after commencement of examination- whether in use or not- he/she is liable to be disqualified. Cellular phones, pager and other Electronic devices are not allowed during the examination. Candidates must deposit these items in the custody of the supervisory staff well before the commencement of the Examination.
3. A candidate, who reports after 30 minutes of the commencement of the Examination, shall not be permitted to take the Examination.
4. Write your Roll No./Enrollment No. neatly and correctly on the right side of Answer Book in the box shown below the caption "To be filled by the candidate".
5. Write carefully the Name of Examination, Name of the Subject, Name of Paper/Course, Date of Examination at two places viz on the right side and on the left side of the cover page of the Answer Book at the space provided for purpose.
6. Mention the same Question No. against the answer of a question as given in the Question paper.
7. **After the declaration of result**, if the result of any candidate is captioned as PMA/LO/IR/DE/, he/she should immediately bring it to the notice of the Tabulation Section of Examination Wing within 15 days positively, failing which no claim whatsoever shall be entertained.
8. If a candidate appears in the subject/paper in which He/She is not otherwise eligible, His/Her examination to that subject/paper shall stand automatically cancelled and the candidate will have no claim whatsoever.



# University of Kashmir, Srinagar

## Admit Card

UG 5TH & 6TH Semester Backlog Examination Batch-2015.

<b>Course:</b>	<b>BA</b>	<b>Roll No:</b>	<b>20561761</b>
<b>Session:</b>	<b>Bi-Ann</b>	<b>Year:</b>	<b>2020</b>
<b>Name of the Candidate:</b>	NEELOFAR REHMAN		
<b>Son/Daughter of:</b>	AB REHMAN SHEIKH		
<b>Centre No:</b>	2		
<b>Name of the Centre:</b>	GOVT DEGREE COLLEGE, ANANTNAG (BOYS)		
<b>Subject(s) in which to be Examined:</b>	ENG05-ENG06		

Please admit the candidate (Provisionally) in the center for the subjects(s) mentioned in the statement to be held on the dates as given in the Date Sheet

**Sd/-**  
**Deputy controller of Examination**

### Important Examination and Result Guidelines:

While attempting your question paper in the examination hall, you have to strictly abide by various instructions which are printed on the cover page of each Answer Book. Some of the important guidelines are reproduced here for your benefit.

**Note: The appearance of the candidate is purely on provisional basis subject to determination of eligibility**

1. Always keep the Examination Admit Card/Roll No. Slip with you and show it the supervisory staff/inspection team on duty as and when required/demanded.
2. No candidate shall be allowed to carry inside the Examination Hall, any textual material, printed or written, bits of paper or any other material of like nature. If any candidate is found in possession of such material after commencement of examination- whether in use or not- he/she is liable to be disqualified. Cellular phones, pager and other Electronic devices are not allowed during the examination. Candidates must deposit these items in the custody of the supervisory staff well before the commencement of the Examination.
3. A candidate, who reports after 30 minutes of the commencement of the Examination, shall not be permitted to take the Examination.
4. Write your Roll No./Enrollment No. neatly and correctly on the right side of Answer Book in the box shown below the caption "To be filled by the candidate".
5. Write carefully the Name of Examination, Name of the Subject, Name of Paper/Course, Date of Examination at two places viz on the right side and on the left side of the cover page of the Answer Book at the space provided for purpose.
6. Mention the same Question No. against the answer of a question as given in the Question paper.
7. **After the declaration of result**, if the result of any candidate is captioned as PMA/LO/IR/DE/, he/she should immediately bring it to the notice of the Tabulation Section of Examination Wing within 15 days positively, failing which no claim whatsoever shall be entertained.
8. If a candidate appears in the subject/paper in which He/She is not otherwise eligible, His/Her examination to that subject/paper shall stand automatically cancelled and the candidate will have no claim whatsoever.



# University of Kashmir, Srinagar

## Admit Card

UG 5TH & 6TH Semester Backlog Examination Batch-2015.

<b>Course:</b>	<b>BA</b>	<b>Roll No:</b>	<b>20561762</b>
<b>Session:</b>	Bi-Ann	<b>Year:</b>	2020
<b>Name of the Candidate:</b>	NUSARAT JAN		
<b>Son/Daughter of:</b>	ABDUL RASHID DAR		
<b>Centre No:</b>	2		
<b>Name of the Centre:</b>	GOVT DEGREE COLLEGE, ANANTNAG (BOYS)		
<b>Subject(s) in which to be Examined:</b>	ED06		



Please admit the candidate (Provisionally) in the center for the subjects(s) mentioned in the statement to be held on the dates as given in the Date Sheet

**Sd/-**  
**Deputy controller of Examination**

### Important Examination and Result Guidelines:

While attempting your question paper in the examination hall, you have to strictly abide by various instructions which are printed on the cover page of each Answer Book. Some of the important guidelines are reproduced here for your benefit.

**Note: The appearance of the candidate is purely on provisional basis subject to determination of eligibility**


1. Always keep the Examination Admit Card/Roll No. Slip with you and show it the supervisory staff/inspection team on duty as and when required/demanded.
2. No candidate shall be allowed to carry inside the Examination Hall, any textual material, printed or written, bits of paper or any other material of like nature. If any candidate is found in possession of such material after commencement of examination- whether in use or not- he/she is liable to be disqualified. Cellular phones, pager and other Electronic devices are not allowed during the examination. Candidates must deposit these items in the custody of the supervisory staff well before the commencement of the Examination.
3. A candidate, who reports after 30 minutes of the commencement of the Examination, shall not be permitted to take the Examination.
4. Write your Roll No./Enrollment No. neatly and correctly on the right side of Answer Book in the box shown below the caption "To be filled by the candidate".
5. Write carefully the Name of Examination, Name of the Subject, Name of Paper/Course, Date of Examination at two places viz on the right side and on the left side of the cover page of the Answer Book at the space provided for purpose.
6. Mention the same Question No. against the answer of a question as given in the Question paper.
7. **After the declaration of result**, if the result of any candidate is captioned as PMA/LO/IR/DE/, he/she should immediately bring it to the notice of the Tabulation Section of Examination Wing within 15 days positively, failing which no claim whatsoever shall be entertained.
8. If a candidate appears in the subject/paper in which He/She is not otherwise eligible, His/Her examination to that subject/paper shall stand automatically cancelled and the candidate will have no claim whatsoever.



# University of Kashmir, Srinagar

## Admit Card

UG 5TH & 6TH Semester Backlog Examination Batch-2015.

<b>Course:</b>	<b>BA</b>	<b>Roll No:</b>	<b>20561763</b>
<b>Session:</b>	<b>Bi-Ann</b>	<b>Year:</b>	<b>2020</b>
<b>Name of the Candidate:</b>	<b>ROMI JAN</b>		
<b>Son/Daughter of:</b>	<b>MOHMMAD ANWAR BHAT</b>		
<b>Centre No:</b>	<b>2</b>		
<b>Name of the Centre:</b>	<b>GOVT DEGREE COLLEGE, ANANTNAG (BOYS)</b>		
<b>Subject(s) in which to be Examined:</b>	<b>ENG06-PS06</b>		

Please admit the candidate (Provisionally) in the center for the subjects(s) mentioned in the statement to be held on the dates as given in the Date Sheet

**Sd/-**  
**Deputy controller of Examination**

### Important Examination and Result Guidelines:

While attempting your question paper in the examination hall, you have to strictly abide by various instructions which are printed on the cover page of each Answer Book. Some of the important guidelines are reproduced here for your benefit.

**Note: The appearance of the candidate is purely on provisional basis subject to determination of eligibility**


1. Always keep the Examination Admit Card/Roll No. Slip with you and show it the supervisory staff/inspection team on duty as and when required/demanded.
2. No candidate shall be allowed to carry inside the Examination Hall, any textual material, printed or written, bits of paper or any other material of like nature. If any candidate is found in possession of such material after commencement of examination- whether in use or not- he/she is liable to be disqualified. Cellular phones, pager and other Electronic devices are not allowed during the examination. Candidates must deposit these items in the custody of the supervisory staff well before the commencement of the Examination.
3. A candidate, who reports after 30 minutes of the commencement of the Examination, shall not be permitted to take the Examination.
4. Write your Roll No./Enrollment No. neatly and correctly on the right side of Answer Book in the box shown below the caption "To be filled by the candidate".
5. Write carefully the Name of Examination, Name of the Subject, Name of Paper/Course, Date of Examination at two places viz on the right side and on the left side of the cover page of the Answer Book at the space provided for purpose.
6. Mention the same Question No. against the answer of a question as given in the Question paper.
7. **After the declaration of result**, if the result of any candidate is captioned as PMA/LO/IR/DE/, he/she should immediately bring it to the notice of the Tabulation Section of Examination Wing within 15 days positively, failing which no claim whatsoever shall be entertained.
8. If a candidate appears in the subject/paper in which He/She is not otherwise eligible, His/Her examination to that subject/paper shall stand automatically cancelled and the candidate will have no claim whatsoever.



# University of Kashmir, Srinagar

## Admit Card

UG 5TH & 6TH Semester Backlog Examination Batch-2015.

<b>Course:</b>	<b>BA</b>	<b>Roll No:</b>	<b>20561764</b>
<b>Session:</b>	<b>Bi-Ann</b>	<b>Year:</b>	<b>2020</b>
<b>Name of the Candidate:</b>	SHAHIDA ASHRAF		
<b>Son/Daughter of:</b>	MOHD ASHRAF BHAT		
<b>Centre No:</b>	2		
<b>Name of the Centre:</b>	GOVT DEGREE COLLEGE, ANANTNAG (BOYS)		
<b>Subject(s) in which to be Examined:</b>	SO06		

Please admit the candidate (Provisionally) in the center for the subjects(s) mentioned in the statement to be held on the dates as given in the Date Sheet

Sd/-  
Deputy controller of Examination

### Important Examination and Result Guidelines:

While attempting your question paper in the examination hall, you have to strictly abide by various instructions which are printed on the cover page of each Answer Book. Some of the important guidelines are reproduced here for your benefit.

**Note: The appearance of the candidate is purely on provisional basis subject to determination of eligibility**


1. Always keep the Examination Admit Card/Roll No. Slip with you and show it the supervisory staff/inspection team on duty as and when required/demanded.
2. No candidate shall be allowed to carry inside the Examination Hall, any textual material, printed or written, bits of paper or any other material of like nature. If any candidate is found in possession of such material after commencement of examination- whether in use or not- he/she is liable to be disqualified. Cellular phones, pager and other Electronic devices are not allowed during the examination. Candidates must deposit these items in the custody of the supervisory staff well before the commencement of the Examination.
3. A candidate, who reports after 30 minutes of the commencement of the Examination, shall not be permitted to take the Examination.
4. Write your Roll No./Enrollment No. neatly and correctly on the right side of Answer Book in the box shown below the caption "To be filled by the candidate".
5. Write carefully the Name of Examination, Name of the Subject, Name of Paper/Course, Date of Examination at two places viz on the right side and on the left side of the cover page of the Answer Book at the space provided for purpose.
6. Mention the same Question No. against the answer of a question as given in the Question paper.
7. **After the declaration of result**, if the result of any candidate is captioned as PMA/LO/IR/DE/, he/she should immediately bring it to the notice of the Tabulation Section of Examination Wing within 15 days positively, failing which no claim whatsoever shall be entertained.
8. If a candidate appears in the subject/paper in which He/She is not otherwise eligible, His/Her examination to that subject/paper shall stand automatically cancelled and the candidate will have no claim whatsoever.



# University of Kashmir, Srinagar

## Admit Card

UG 5TH & 6TH Semester Backlog Examination Batch-2015.

<b>Course:</b>	<b>BA</b>	<b>Roll No:</b>	<b>20561765</b>
<b>Session:</b>	<b>Bi-Ann</b>	<b>Year:</b>	<b>2020</b>
<b>Name of the Candidate:</b>	SABIA FAROOQ		
<b>Son/Daughter of:</b>	FAROOQ AHMED WANI		
<b>Centre No:</b>	2		
<b>Name of the Centre:</b>	GOVT DEGREE COLLEGE, ANANTNAG (BOYS)		
<b>Subject(s) in which to be Examined:</b>	ED06		

Please admit the candidate (Provisionally) in the center for the subjects(s) mentioned in the statement to be held on the dates as given in the Date Sheet

**Sd/-**  
**Deputy controller of Examination**

### Important Examination and Result Guidelines:

While attempting your question paper in the examination hall, you have to strictly abide by various instructions which are printed on the cover page of each Answer Book. Some of the important guidelines are reproduced here for your benefit.

**Note: The appearance of the candidate is purely on provisional basis subject to determination of eligibility**

1. Always keep the Examination Admit Card/Roll No. Slip with you and show it the supervisory staff/inspection team on duty as and when required/demanded.
2. No candidate shall be allowed to carry inside the Examination Hall, any textual material, printed or written, bits of paper or any other material of like nature. If any candidate is found in possession of such material after commencement of examination- whether in use or not- he/she is liable to be disqualified. Cellular phones, pager and other Electronic devices are not allowed during the examination. Candidates must deposit these items in the custody of the supervisory staff well before the commencement of the Examination.
3. A candidate, who reports after 30 minutes of the commencement of the Examination, shall not be permitted to take the Examination.
4. Write your Roll No./Enrollment No. neatly and correctly on the right side of Answer Book in the box shown below the caption "To be filled by the candidate".
5. Write carefully the Name of Examination, Name of the Subject, Name of Paper/Course, Date of Examination at two places viz on the right side and on the left side of the cover page of the Answer Book at the space provided for purpose.
6. Mention the same Question No. against the answer of a question as given in the Question paper.
7. **After the declaration of result**, if the result of any candidate is captioned as PMA/LO/IR/DE/, he/she should immediately bring it to the notice of the Tabulation Section of Examination Wing within 15 days positively, failing which no claim whatsoever shall be entertained.
8. If a candidate appears in the subject/paper in which He/She is not otherwise eligible, His/Her examination to that subject/paper shall stand automatically cancelled and the candidate will have no claim whatsoever.






# University of Kashmir, Srinagar

## Admit Card

UG 5TH & 6TH Semester Backlog Examination Batch-2015.

<b>Course:</b>	<b>BA</b>	<b>Roll No:</b>	<b>20561766</b>
<b>Session:</b>	Bi-Ann	<b>Year:</b>	2020
<b>Name of the Candidate:</b>	RYHANA MUSHTAQ		
<b>Son/Daughter of:</b>	MUSHTAQ AHMAD RATHER		
<b>Centre No:</b>	2		
<b>Name of the Centre:</b>	GOVT DEGREE COLLEGE, ANANTNAG (BOYS)		
<b>Subject(s) in which to be Examined:</b>	KMR06		

Please admit the candidate (Provisionally) in the center for the subjects(s) mentioned in the statement to be held on the dates as given in the Date Sheet

Sd/-  
Deputy controller of Examination

### Important Examination and Result Guidelines:

While attempting your question paper in the examination hall, you have to strictly abide by various instructions which are printed on the cover page of each Answer Book. Some of the important guidelines are reproduced here for your benefit.

**Note: The appearance of the candidate is purely on provisional basis subject to determination of eligibility**


1. Always keep the Examination Admit Card/Roll No. Slip with you and show it the supervisory staff/inspection team on duty as and when required/demanded.
2. No candidate shall be allowed to carry inside the Examination Hall, any textual material, printed or written, bits of paper or any other material of like nature. If any candidate is found in possession of such material after commencement of examination- whether in use or not- he/she is liable to be disqualified. Cellular phones, pager and other Electronic devices are not allowed during the examination. Candidates must deposit these items in the custody of the supervisory staff well before the commencement of the Examination.
3. A candidate, who reports after 30 minutes of the commencement of the Examination, shall not be permitted to take the Examination.
4. Write your Roll No./Enrollment No. neatly and correctly on the right side of Answer Book in the box shown below the caption "To be filled by the candidate".
5. Write carefully the Name of Examination, Name of the Subject, Name of Paper/Course, Date of Examination at two places viz on the right side and on the left side of the cover page of the Answer Book at the space provided for purpose.
6. Mention the same Question No. against the answer of a question as given in the Question paper.
7. **After the declaration of result**, if the result of any candidate is captioned as PMA/LO/IR/DE/, he/she should immediately bring it to the notice of the Tabulation Section of Examination Wing within 15 days positively, failing which no claim whatsoever shall be entertained.
8. If a candidate appears in the subject/paper in which He/She is not otherwise eligible, His/Her examination to that subject/paper shall stand automatically cancelled and the candidate will have no claim whatsoever.



# University of Kashmir, Srinagar

## Admit Card

UG 5TH & 6TH Semester Backlog Examination Batch-2015.

<b>Course:</b>	<b>BA</b>	<b>Roll No:</b>	<b>20561767</b>
<b>Session:</b>	Bi-Ann	<b>Year:</b>	2020
<b>Name of the Candidate:</b>	SAIMA JAN		
<b>Son/Daughter of:</b>	GULZAR AHMAD SHEIKH		
<b>Centre No:</b>	2		
<b>Name of the Centre:</b>	GOVT DEGREE COLLEGE, ANANTNAG (BOYS)		
<b>Subject(s) in which to be Examined:</b>	ENG06		

Please admit the candidate (Provisionally) in the center for the subjects(s) mentioned in the statement to be held on the dates as given in the Date Sheet

Sd/-  
Deputy controller of Examination

### Important Examination and Result Guidelines:

While attempting your question paper in the examination hall, you have to strictly abide by various instructions which are printed on the cover page of each Answer Book. Some of the important guidelines are reproduced here for your benefit.

**Note: The appearance of the candidate is purely on provisional basis subject to determination of eligibility**


1. Always keep the Examination Admit Card/Roll No. Slip with you and show it the supervisory staff/inspection team on duty as and when required/demanded.
2. No candidate shall be allowed to carry inside the Examination Hall, any textual material, printed or written, bits of paper or any other material of like nature. If any candidate is found in possession of such material after commencement of examination- whether in use or not- he/she is liable to be disqualified. Cellular phones, pager and other Electronic devices are not allowed during the examination. Candidates must deposit these items in the custody of the supervisory staff well before the commencement of the Examination.
3. A candidate, who reports after 30 minutes of the commencement of the Examination, shall not be permitted to take the Examination.
4. Write your Roll No./Enrollment No. neatly and correctly on the right side of Answer Book in the box shown below the caption "To be filled by the candidate".
5. Write carefully the Name of Examination, Name of the Subject, Name of Paper/Course, Date of Examination at two places viz on the right side and on the left side of the cover page of the Answer Book at the space provided for purpose.
6. Mention the same Question No. against the answer of a question as given in the Question paper.
7. **After the declaration of result**, if the result of any candidate is captioned as PMA/LO/IR/DE/, he/she should immediately bring it to the notice of the Tabulation Section of Examination Wing within 15 days positively, failing which no claim whatsoever shall be entertained.
8. If a candidate appears in the subject/paper in which He/She is not otherwise eligible, His/Her examination to that subject/paper shall stand automatically cancelled and the candidate will have no claim whatsoever.



# University of Kashmir, Srinagar

## Admit Card

UG 5TH & 6TH Semester Backlog Examination Batch-2015.

<b>Course:</b>	<b>BA</b>	<b>Roll No:</b>	<b>20561768</b>
<b>Session:</b>	<b>Bi-Ann</b>	<b>Year:</b>	<b>2020</b>
<b>Name of the Candidate:</b>	YASMEENA BANOO		
<b>Son/Daughter of:</b>	GH NABI LONE		
<b>Centre No:</b>	2		
<b>Name of the Centre:</b>	GOVT DEGREE COLLEGE, ANANTNAG (BOYS)		
<b>Subject(s) in which to be Examined:</b>	ED06		

Please admit the candidate (Provisionally) in the center for the subjects(s) mentioned in the statement to be held on the dates as given in the Date Sheet

**Sd/-**  
**Deputy controller of Examination**

### Important Examination and Result Guidelines:

While attempting your question paper in the examination hall, you have to strictly abide by various instructions which are printed on the cover page of each Answer Book. Some of the important guidelines are reproduced here for your benefit.

**Note: The appearance of the candidate is purely on provisional basis subject to determination of eligibility**


1. Always keep the Examination Admit Card/Roll No. Slip with you and show it the supervisory staff/inspection team on duty as and when required/demanded.
2. No candidate shall be allowed to carry inside the Examination Hall, any textual material, printed or written, bits of paper or any other material of like nature. If any candidate is found in possession of such material after commencement of examination- whether in use or not- he/she is liable to be disqualified. Cellular phones, pager and other Electronic devices are not allowed during the examination. Candidates must deposit these items in the custody of the supervisory staff well before the commencement of the Examination.
3. A candidate, who reports after 30 minutes of the commencement of the Examination, shall not be permitted to take the Examination.
4. Write your Roll No./Enrollment No. neatly and correctly on the right side of Answer Book in the box shown below the caption "To be filled by the candidate".
5. Write carefully the Name of Examination, Name of the Subject, Name of Paper/Course, Date of Examination at two places viz on the right side and on the left side of the cover page of the Answer Book at the space provided for purpose.
6. Mention the same Question No. against the answer of a question as given in the Question paper.
7. **After the declaration of result**, if the result of any candidate is captioned as PMA/LO/IR/DE/, he/she should immediately bring it to the notice of the Tabulation Section of Examination Wing within 15 days positively, failing which no claim whatsoever shall be entertained.
8. If a candidate appears in the subject/paper in which He/She is not otherwise eligible, His/Her examination to that subject/paper shall stand automatically cancelled and the candidate will have no claim whatsoever.



# University of Kashmir, Srinagar

## Admit Card

UG 5TH & 6TH Semester Backlog Examination Batch-2015.

<b>Course:</b>	<b>BA</b>	<b>Roll No:</b>	<b>20561769</b>
<b>Session:</b>	Bi-Ann	<b>Year:</b>	2020
<b>Name of the Candidate:</b>	SHAYISTA MUSHTAQ		
<b>Son/Daughter of:</b>	MUSHTAQ AHMAD BHAT		
<b>Centre No:</b>	2		
<b>Name of the Centre:</b>	GOVT DEGREE COLLEGE, ANANTNAG (BOYS)		
<b>Subject(s) in which to be Examined:</b>	ED06		

Please admit the candidate (Provisionally) in the center for the subjects(s) mentioned in the statement to be held on the dates as given in the Date Sheet

Sd/-  
Deputy controller of Examination

### Important Examination and Result Guidelines:

While attempting your question paper in the examination hall, you have to strictly abide by various instructions which are printed on the cover page of each Answer Book. Some of the important guidelines are reproduced here for your benefit.

**Note: The appearance of the candidate is purely on provisional basis subject to determination of eligibility**

1. Always keep the Examination Admit Card/Roll No. Slip with you and show it the supervisory staff/inspection team on duty as and when required/demanded.
2. No candidate shall be allowed to carry inside the Examination Hall, any textual material, printed or written, bits of paper or any other material of like nature. If any candidate is found in possession of such material after commencement of examination- whether in use or not- he/she is liable to be disqualified. Cellular phones, pager and other Electronic devices are not allowed during the examination. Candidates must deposit these items in the custody of the supervisory staff well before the commencement of the Examination.
3. A candidate, who reports after 30 minutes of the commencement of the Examination, shall not be permitted to take the Examination.
4. Write your Roll No./Enrollment No. neatly and correctly on the right side of Answer Book in the box shown below the caption "To be filled by the candidate".
5. Write carefully the Name of Examination, Name of the Subject, Name of Paper/Course, Date of Examination at two places viz on the right side and on the left side of the cover page of the Answer Book at the space provided for purpose.
6. Mention the same Question No. against the answer of a question as given in the Question paper.
7. **After the declaration of result**, if the result of any candidate is captioned as PMA/LO/IR/DE/, he/she should immediately bring it to the notice of the Tabulation Section of Examination Wing within 15 days positively, failing which no claim whatsoever shall be entertained.
8. If a candidate appears in the subject/paper in which He/She is not otherwise eligible, His/Her examination to that subject/paper shall stand automatically cancelled and the candidate will have no claim whatsoever.



# University of Kashmir, Srinagar

## Admit Card

UG 5TH & 6TH Semester Backlog Examination Batch-2015.

**Course:** BA **Roll No:** 20561770

**Session:** Bi-Ann **Year:** 2020

**Name of the Candidate:** RUBEY JAN

**Son/Daughter of:** AB REHMAN HAJAM

**Centre No:** 2

**Name of the Centre:** GOVT DEGREE COLLEGE, ANANTNAG (BOYS)

**Subject(s) in which to be Examined:** ENG06



Please admit the candidate (Provisionally) in the center for the subjects(s) mentioned in the statement to be held on the dates as given in the Date Sheet

**Sd/-**  
**Deputy controller of Examination**

### Important Examination and Result Guidelines:

While attempting your question paper in the examination hall, you have to strictly abide by various instructions which are printed on the cover page of each Answer Book. Some of the important guidelines are reproduced here for your benefit.

**Note: The appearance of the candidate is purely on provisional basis subject to determination of eligibility**

1. Always keep the Examination Admit Card/Roll No. Slip with you and show it the supervisory staff/inspection team on duty as and when required/demanded.
2. No candidate shall be allowed to carry inside the Examination Hall, any textual material, printed or written, bits of paper or any other material of like nature. If any candidate is found in possession of such material after commencement of examination- whether in use or not- he/she is liable to be disqualified. Cellular phones, pager and other Electronic devices are not allowed during the examination. Candidates must deposit these items in the custody of the supervisory staff well before the commencement of the Examination.
3. A candidate, who reports after 30 minutes of the commencement of the Examination, shall not be permitted to take the Examination.
4. Write your Roll No./Enrollment No. neatly and correctly on the right side of Answer Book in the box shown below the caption "To be filled by the candidate".
5. Write carefully the Name of Examination, Name of the Subject, Name of Paper/Course, Date of Examination at two places viz on the right side and on the left side of the cover page of the Answer Book at the space provided for purpose.
6. Mention the same Question No. against the answer of a question as given in the Question paper.
7. **After the declaration of result**, if the result of any candidate is captioned as PMA/LO/IR/DE/, he/she should immediately bring it to the notice of the Tabulation Section of Examination Wing within 15 days positively, failing which no claim whatsoever shall be entertained.
8. If a candidate appears in the subject/paper in which He/She is not otherwise eligible, His/Her examination to that subject/paper shall stand automatically cancelled and the candidate will have no claim whatsoever.



# University of Kashmir, Srinagar

## Admit Card

UG 5TH & 6TH Semester Backlog Examination Batch-2015.

<b>Course:</b>	<b>BA</b>	<b>Roll No:</b>	<b>20561771</b>
<b>Session:</b>	<b>Bi-Ann</b>	<b>Year:</b>	<b>2020</b>
<b>Name of the Candidate:</b>	SALMA RASHID		
<b>Son/Daughter of:</b>	ABDUL RASHID NAIK		
<b>Centre No:</b>	2		
<b>Name of the Centre:</b>	GOVT DEGREE COLLEGE, ANANTNAG (BOYS)		
<b>Subject(s) in which to be Examined:</b>	ED06		



Please admit the candidate (Provisionally) in the center for the subjects(s) mentioned in the statement to be held on the dates as given in the Date Sheet

**Sd/-**  
**Deputy controller of Examination**

### Important Examination and Result Guidelines:

While attempting your question paper in the examination hall, you have to strictly abide by various instructions which are printed on the cover page of each Answer Book. Some of the important guidelines are reproduced here for your benefit.

**Note: The appearance of the candidate is purely on provisional basis subject to determination of eligibility**


1. Always keep the Examination Admit Card/Roll No. Slip with you and show it the supervisory staff/inspection team on duty as and when required/demanded.
2. No candidate shall be allowed to carry inside the Examination Hall, any textual material, printed or written, bits of paper or any other material of like nature. If any candidate is found in possession of such material after commencement of examination- whether in use or not- he/she is liable to be disqualified. Cellular phones, pager and other Electronic devices are not allowed during the examination. Candidates must deposit these items in the custody of the supervisory staff well before the commencement of the Examination.
3. A candidate, who reports after 30 minutes of the commencement of the Examination, shall not be permitted to take the Examination.
4. Write your Roll No./Enrollment No. neatly and correctly on the right side of Answer Book in the box shown below the caption "To be filled by the candidate".
5. Write carefully the Name of Examination, Name of the Subject, Name of Paper/Course, Date of Examination at two places viz on the right side and on the left side of the cover page of the Answer Book at the space provided for purpose.
6. Mention the same Question No. against the answer of a question as given in the Question paper.
7. **After the declaration of result**, if the result of any candidate is captioned as PMA/LO/IR/DE/, he/she should immediately bring it to the notice of the Tabulation Section of Examination Wing within 15 days positively, failing which no claim whatsoever shall be entertained.
8. If a candidate appears in the subject/paper in which He/She is not otherwise eligible, His/Her examination to that subject/paper shall stand automatically cancelled and the candidate will have no claim whatsoever.



# University of Kashmir, Srinagar

## Admit Card

UG 5TH & 6TH Semester Backlog Examination Batch-2015.

<b>Course:</b>	<b>BA</b>	<b>Roll No:</b>	<b>20561772</b>
<b>Session:</b>	<b>Bi-Ann</b>	<b>Year:</b>	<b>2020</b>
<b>Name of the Candidate:</b>	SHOBIYA NAZIR		
<b>Son/Daughter of:</b>	NAZIR AHMAD LONE		
<b>Centre No:</b>	2		
<b>Name of the Centre:</b>	GOVT DEGREE COLLEGE, ANANTNAG (BOYS)		
<b>Subject(s) in which to be Examined:</b>	ED06		

Please admit the candidate (Provisionally) in the center for the subjects(s) mentioned in the statement to be held on the dates as given in the Date Sheet

**Sd/-**  
**Deputy controller of Examination**

### Important Examination and Result Guidelines:

While attempting your question paper in the examination hall, you have to strictly abide by various instructions which are printed on the cover page of each Answer Book. Some of the important guidelines are reproduced here for your benefit.

**Note: The appearance of the candidate is purely on provisional basis subject to determination of eligibility**


1. Always keep the Examination Admit Card/Roll No. Slip with you and show it the supervisory staff/inspection team on duty as and when required/demanded.
2. No candidate shall be allowed to carry inside the Examination Hall, any textual material, printed or written, bits of paper or any other material of like nature. If any candidate is found in possession of such material after commencement of examination- whether in use or not- he/she is liable to be disqualified. Cellular phones, pager and other Electronic devices are not allowed during the examination. Candidates must deposit these items in the custody of the supervisory staff well before the commencement of the Examination.
3. A candidate, who reports after 30 minutes of the commencement of the Examination, shall not be permitted to take the Examination.
4. Write your Roll No./Enrollment No. neatly and correctly on the right side of Answer Book in the box shown below the caption "To be filled by the candidate".
5. Write carefully the Name of Examination, Name of the Subject, Name of Paper/Course, Date of Examination at two places viz on the right side and on the left side of the cover page of the Answer Book at the space provided for purpose.
6. Mention the same Question No. against the answer of a question as given in the Question paper.
7. **After the declaration of result**, if the result of any candidate is captioned as PMA/LO/IR/DE/, he/she should immediately bring it to the notice of the Tabulation Section of Examination Wing within 15 days positively, failing which no claim whatsoever shall be entertained.
8. If a candidate appears in the subject/paper in which He/She is not otherwise eligible, His/Her examination to that subject/paper shall stand automatically cancelled and the candidate will have no claim whatsoever.



# University of Kashmir, Srinagar

## Admit Card

UG 5TH & 6TH Semester Backlog Examination Batch-2015.

<b>Course:</b>	<b>BA</b>	<b>Roll No:</b>	<b>20561773</b>
<b>Session:</b>	<b>Bi-Ann</b>	<b>Year:</b>	<b>2020</b>
<b>Name of the Candidate:</b>	IRFANA RASOOL		
<b>Son/Daughter of:</b>	GH RASOOL KHAN		
<b>Centre No:</b>	2		
<b>Name of the Centre:</b>	GOVT DEGREE COLLEGE, ANANTNAG (BOYS)		
<b>Subject(s) in which to be Examined:</b>	ED06		

Please admit the candidate (Provisionally) in the center for the subjects(s) mentioned in the statement to be held on the dates as given in the Date Sheet

**Sd/-**  
**Deputy controller of Examination**

### Important Examination and Result Guidelines:

While attempting your question paper in the examination hall, you have to strictly abide by various instructions which are printed on the cover page of each Answer Book. Some of the important guidelines are reproduced here for your benefit.

**Note: The appearance of the candidate is purely on provisional basis subject to determination of eligibility**

1. Always keep the Examination Admit Card/Roll No. Slip with you and show it the supervisory staff/inspection team on duty as and when required/demanded.
2. No candidate shall be allowed to carry inside the Examination Hall, any textual material, printed or written, bits of paper or any other material of like nature. If any candidate is found in possession of such material after commencement of examination- whether in use or not- he/she is liable to be disqualified. Cellular phones, pager and other Electronic devices are not allowed during the examination. Candidates must deposit these items in the custody of the supervisory staff well before the commencement of the Examination.
3. A candidate, who reports after 30 minutes of the commencement of the Examination, shall not be permitted to take the Examination.
4. Write your Roll No./Enrollment No. neatly and correctly on the right side of Answer Book in the box shown below the caption "To be filled by the candidate".
5. Write carefully the Name of Examination, Name of the Subject, Name of Paper/Course, Date of Examination at two places viz on the right side and on the left side of the cover page of the Answer Book at the space provided for purpose.
6. Mention the same Question No. against the answer of a question as given in the Question paper.
7. **After the declaration of result**, if the result of any candidate is captioned as PMA/LO/IR/DE/, he/she should immediately bring it to the notice of the Tabulation Section of Examination Wing within 15 days positively, failing which no claim whatsoever shall be entertained.
8. If a candidate appears in the subject/paper in which He/She is not otherwise eligible, His/Her examination to that subject/paper shall stand automatically cancelled and the candidate will have no claim whatsoever.






# University of Kashmir, Srinagar

## Admit Card

UG 5TH & 6TH Semester Backlog Examination Batch-2015.

<b>Course:</b>	<b>BA</b>	<b>Roll No:</b>	<b>20561774</b>
<b>Session:</b>	<b>Bi-Ann</b>	<b>Year:</b>	<b>2020</b>
<b>Name of the Candidate:</b>	ROZI JAN		
<b>Son/Daughter of:</b>	AB AZIZ LONE		
<b>Centre No:</b>	2		
<b>Name of the Centre:</b>	GOVT DEGREE COLLEGE, ANANTNAG (BOYS)		
<b>Subject(s) in which to be Examined:</b>	ED06		

Please admit the candidate (Provisionally) in the center for the subjects(s) mentioned in the statement to be held on the dates as given in the Date Sheet

**Sd/-**  
**Deputy controller of Examination**

### Important Examination and Result Guidelines:

While attempting your question paper in the examination hall, you have to strictly abide by various instructions which are printed on the cover page of each Answer Book. Some of the important guidelines are reproduced here for your benefit.

**Note: The appearance of the candidate is purely on provisional basis subject to determination of eligibility**


1. Always keep the Examination Admit Card/Roll No. Slip with you and show it the supervisory staff/inspection team on duty as and when required/demanded.
2. No candidate shall be allowed to carry inside the Examination Hall, any textual material, printed or written, bits of paper or any other material of like nature. If any candidate is found in possession of such material after commencement of examination- whether in use or not- he/she is liable to be disqualified. Cellular phones, pager and other Electronic devices are not allowed during the examination. Candidates must deposit these items in the custody of the supervisory staff well before the commencement of the Examination.
3. A candidate, who reports after 30 minutes of the commencement of the Examination, shall not be permitted to take the Examination.
4. Write your Roll No./Enrollment No. neatly and correctly on the right side of Answer Book in the box shown below the caption "To be filled by the candidate".
5. Write carefully the Name of Examination, Name of the Subject, Name of Paper/Course, Date of Examination at two places viz on the right side and on the left side of the cover page of the Answer Book at the space provided for purpose.
6. Mention the same Question No. against the answer of a question as given in the Question paper.
7. **After the declaration of result**, if the result of any candidate is captioned as PMA/LO/IR/DE/, he/she should immediately bring it to the notice of the Tabulation Section of Examination Wing within 15 days positively, failing which no claim whatsoever shall be entertained.
8. If a candidate appears in the subject/paper in which He/She is not otherwise eligible, His/Her examination to that subject/paper shall stand automatically cancelled and the candidate will have no claim whatsoever.



# University of Kashmir, Srinagar

## Admit Card

UG 5TH & 6TH Semester Backlog Examination Batch-2015.

<b>Course:</b>	<b>BA</b>	<b>Roll No:</b>	<b>20561775</b>
<b>Session:</b>	Bi-Ann	<b>Year:</b>	2020
<b>Name of the Candidate:</b>	SHAHEENA FATIMA		
<b>Son/Daughter of:</b>	GULAM HASSAN SHEIKH		
<b>Centre No:</b>	2		
<b>Name of the Centre:</b>	GOVT DEGREE COLLEGE, ANANTNAG (BOYS)		
<b>Subject(s) in which to be Examined:</b>	EC06		

Please admit the candidate (Provisionally) in the center for the subjects(s) mentioned in the statement to be held on the dates as given in the Date Sheet

Sd/-  
Deputy controller of Examination

### Important Examination and Result Guidelines:

While attempting your question paper in the examination hall, you have to strictly abide by various instructions which are printed on the cover page of each Answer Book. Some of the important guidelines are reproduced here for your benefit.

**Note: The appearance of the candidate is purely on provisional basis subject to determination of eligibility**


1. Always keep the Examination Admit Card/Roll No. Slip with you and show it the supervisory staff/inspection team on duty as and when required/demanded.
2. No candidate shall be allowed to carry inside the Examination Hall, any textual material, printed or written, bits of paper or any other material of like nature. If any candidate is found in possession of such material after commencement of examination- whether in use or not- he/she is liable to be disqualified. Cellular phones, pager and other Electronic devices are not allowed during the examination. Candidates must deposit these items in the custody of the supervisory staff well before the commencement of the Examination.
3. A candidate, who reports after 30 minutes of the commencement of the Examination, shall not be permitted to take the Examination.
4. Write your Roll No./Enrollment No. neatly and correctly on the right side of Answer Book in the box shown below the caption "To be filled by the candidate".
5. Write carefully the Name of Examination, Name of the Subject, Name of Paper/Course, Date of Examination at two places viz on the right side and on the left side of the cover page of the Answer Book at the space provided for purpose.
6. Mention the same Question No. against the answer of a question as given in the Question paper.
7. **After the declaration of result**, if the result of any candidate is captioned as PMA/LO/IR/DE/, he/she should immediately bring it to the notice of the Tabulation Section of Examination Wing within 15 days positively, failing which no claim whatsoever shall be entertained.
8. If a candidate appears in the subject/paper in which He/She is not otherwise eligible, His/Her examination to that subject/paper shall stand automatically cancelled and the candidate will have no claim whatsoever.



# University of Kashmir, Srinagar

## Admit Card

UG 5TH & 6TH Semester Backlog Examination Batch-2015.

<b>Course:</b>	<b>BA</b>	<b>Roll No:</b>	<b>20561776</b>
<b>Session:</b>	<b>Bi-Ann</b>	<b>Year:</b>	<b>2020</b>
<b>Name of the Candidate:</b>	SYED MUNAZA		
<b>Son/Daughter of:</b>	NOOR UD DIN SHAH		
<b>Centre No:</b>	2		
<b>Name of the Centre:</b>	GOVT DEGREE COLLEGE, ANANTNAG (BOYS)		
<b>Subject(s) in which to be Examined:</b>	ED06		

Please admit the candidate (Provisionally) in the center for the subjects(s) mentioned in the statement to be held on the dates as given in the Date Sheet

**Sd/-**  
**Deputy controller of Examination**

### Important Examination and Result Guidelines:

While attempting your question paper in the examination hall, you have to strictly abide by various instructions which are printed on the cover page of each Answer Book. Some of the important guidelines are reproduced here for your benefit.

**Note: The appearance of the candidate is purely on provisional basis subject to determination of eligibility**


1. Always keep the Examination Admit Card/Roll No. Slip with you and show it the supervisory staff/inspection team on duty as and when required/demanded.
2. No candidate shall be allowed to carry inside the Examination Hall, any textual material, printed or written, bits of paper or any other material of like nature. If any candidate is found in possession of such material after commencement of examination- whether in use or not- he/she is liable to be disqualified. Cellular phones, pager and other Electronic devices are not allowed during the examination. Candidates must deposit these items in the custody of the supervisory staff well before the commencement of the Examination.
3. A candidate, who reports after 30 minutes of the commencement of the Examination, shall not be permitted to take the Examination.
4. Write your Roll No./Enrollment No. neatly and correctly on the right side of Answer Book in the box shown below the caption "To be filled by the candidate".
5. Write carefully the Name of Examination, Name of the Subject, Name of Paper/Course, Date of Examination at two places viz on the right side and on the left side of the cover page of the Answer Book at the space provided for purpose.
6. Mention the same Question No. against the answer of a question as given in the Question paper.
7. **After the declaration of result**, if the result of any candidate is captioned as PMA/LO/IR/DE/, he/she should immediately bring it to the notice of the Tabulation Section of Examination Wing within 15 days positively, failing which no claim whatsoever shall be entertained.
8. If a candidate appears in the subject/paper in which He/She is not otherwise eligible, His/Her examination to that subject/paper shall stand automatically cancelled and the candidate will have no claim whatsoever.



# University of Kashmir, Srinagar

## Admit Card

UG 5TH & 6TH Semester Backlog Examination Batch-2015.

<b>Course:</b>	<b>BA</b>	<b>Roll No:</b>	<b>20561777</b>
<b>Session:</b>	<b>Bi-Ann</b>	<b>Year:</b>	<b>2020</b>
<b>Name of the Candidate:</b>	SABEENA BASHIR		
<b>Son/Daughter of:</b>	BASHIR AHMAD SHEIRGOGRI		
<b>Centre No:</b>	2		
<b>Name of the Centre:</b>	GOVT DEGREE COLLEGE, ANANTNAG (BOYS)		
<b>Subject(s) in which to be Examined:</b>	EC06		

Please admit the candidate (Provisionally) in the center for the subjects(s) mentioned in the statement to be held on the dates as given in the Date Sheet

**Sd/-**  
**Deputy controller of Examination**

### Important Examination and Result Guidelines:

While attempting your question paper in the examination hall, you have to strictly abide by various instructions which are printed on the cover page of each Answer Book. Some of the important guidelines are reproduced here for your benefit.

**Note: The appearance of the candidate is purely on provisional basis subject to determination of eligibility**

1. Always keep the Examination Admit Card/Roll No. Slip with you and show it the supervisory staff/inspection team on duty as and when required/demanded.
2. No candidate shall be allowed to carry inside the Examination Hall, any textual material, printed or written, bits of paper or any other material of like nature. If any candidate is found in possession of such material after commencement of examination- whether in use or not- he/she is liable to be disqualified. Cellular phones, pager and other Electronic devices are not allowed during the examination. Candidates must deposit these items in the custody of the supervisory staff well before the commencement of the Examination.
3. A candidate, who reports after 30 minutes of the commencement of the Examination, shall not be permitted to take the Examination.
4. Write your Roll No./Enrollment No. neatly and correctly on the right side of Answer Book in the box shown below the caption "To be filled by the candidate".
5. Write carefully the Name of Examination, Name of the Subject, Name of Paper/Course, Date of Examination at two places viz on the right side and on the left side of the cover page of the Answer Book at the space provided for purpose.
6. Mention the same Question No. against the answer of a question as given in the Question paper.
7. **After the declaration of result**, if the result of any candidate is captioned as PMA/LO/IR/DE/, he/she should immediately bring it to the notice of the Tabulation Section of Examination Wing within 15 days positively, failing which no claim whatsoever shall be entertained.
8. If a candidate appears in the subject/paper in which He/She is not otherwise eligible, His/Her examination to that subject/paper shall stand automatically cancelled and the candidate will have no claim whatsoever.



# University of Kashmir, Srinagar

## Admit Card

UG 5TH & 6TH Semester Backlog Examination Batch-2015.

**Course:** BA **Roll No:** 20561778

**Session:** Bi-Ann **Year:** 2020


**Name of the Candidate:** MUDASERA JAN

**Son/Daughter of:** PEER MOHD YAQOOB

**Centre No:** 2

**Name of the Centre:** GOVT DEGREE COLLEGE, ANANTNAG (BOYS)

**Subject(s) in which to be Examined:** ED06



Please admit the candidate (Provisionally) in the center for the subjects(s) mentioned in the statement to be held on the dates as given in the Date Sheet

**Sd/-**

**Deputy controller of Examination**

### Important Examination and Result Guidelines:

While attempting your question paper in the examination hall, you have to strictly abide by various instructions which are printed on the cover page of each Answer Book. Some of the important guidelines are reproduced here for your benefit.

**Note: The appearance of the candidate is purely on provisional basis subject to determination of eligibility**


1. Always keep the Examination Admit Card/Roll No. Slip with you and show it the supervisory staff/inspection team on duty as and when required/demanded.
2. No candidate shall be allowed to carry inside the Examination Hall, any textual material, printed or written, bits of paper or any other material of like nature. If any candidate is found in possession of such material after commencement of examination- whether in use or not- he/she is liable to be disqualified. Cellular phones, pager and other Electronic devices are not allowed during the examination. Candidates must deposit these items in the custody of the supervisory staff well before the commencement of the Examination.
3. A candidate, who reports after 30 minutes of the commencement of the Examination, shall not be permitted to take the Examination.
4. Write your Roll No./Enrollment No. neatly and correctly on the right side of Answer Book in the box shown below the caption "To be filled by the candidate".
5. Write carefully the Name of Examination, Name of the Subject, Name of Paper/Course, Date of Examination at two places viz on the right side and on the left side of the cover page of the Answer Book at the space provided for purpose.
6. Mention the same Question No. against the answer of a question as given in the Question paper.
7. **After the declaration of result**, if the result of any candidate is captioned as PMA/LO/IR/DE/, he/she should immediately bring it to the notice of the Tabulation Section of Examination Wing within 15 days positively, failing which no claim whatsoever shall be entertained.
8. If a candidate appears in the subject/paper in which He/She is not otherwise eligible, His/Her examination to that subject/paper shall stand automatically cancelled and the candidate will have no claim whatsoever.



# University of Kashmir, Srinagar

## Admit Card

UG 5TH & 6TH Semester Backlog Examination Batch-2015.

<b>Course:</b>	<b>BA</b>	<b>Roll No:</b>	<b>20561779</b>
<b>Session:</b>	<b>Bi-Ann</b>	<b>Year:</b>	<b>2020</b>
<b>Name of the Candidate:</b>	SAHIRA JAN		
<b>Son/Daughter of:</b>	MAQSOOD AHMAD DAR		
<b>Centre No:</b>	2		
<b>Name of the Centre:</b>	GOVT DEGREE COLLEGE, ANANTNAG (BOYS)		
<b>Subject(s) in which to be Examined:</b>	ENG06-ED06		

Please admit the candidate (Provisionally) in the center for the subjects(s) mentioned in the statement to be held on the dates as given in the Date Sheet

Sd/-  
Deputy controller of Examination

### Important Examination and Result Guidelines:

While attempting your question paper in the examination hall, you have to strictly abide by various instructions which are printed on the cover page of each Answer Book. Some of the important guidelines are reproduced here for your benefit.

**Note: The appearance of the candidate is purely on provisional basis subject to determination of eligibility**

1. Always keep the Examination Admit Card/Roll No. Slip with you and show it the supervisory staff/inspection team on duty as and when required/demanded.
2. No candidate shall be allowed to carry inside the Examination Hall, any textual material, printed or written, bits of paper or any other material of like nature. If any candidate is found in possession of such material after commencement of examination- whether in use or not- he/she is liable to be disqualified. Cellular phones, pager and other Electronic devices are not allowed during the examination. Candidates must deposit these items in the custody of the supervisory staff well before the commencement of the Examination.
3. A candidate, who reports after 30 minutes of the commencement of the Examination, shall not be permitted to take the Examination.
4. Write your Roll No./Enrollment No. neatly and correctly on the right side of Answer Book in the box shown below the caption "To be filled by the candidate".
5. Write carefully the Name of Examination, Name of the Subject, Name of Paper/Course, Date of Examination at two places viz on the right side and on the left side of the cover page of the Answer Book at the space provided for purpose.
6. Mention the same Question No. against the answer of a question as given in the Question paper.
7. **After the declaration of result**, if the result of any candidate is captioned as PMA/LO/IR/DE/, he/she should immediately bring it to the notice of the Tabulation Section of Examination Wing within 15 days positively, failing which no claim whatsoever shall be entertained.
8. If a candidate appears in the subject/paper in which He/She is not otherwise eligible, His/Her examination to that subject/paper shall stand automatically cancelled and the candidate will have no claim whatsoever.



# University of Kashmir, Srinagar

## Admit Card

UG 5TH & 6TH Semester Backlog Examination Batch-2015.

<b>Course:</b>	<b>BA</b>	<b>Roll No:</b>	<b>20561780</b>
<b>Session:</b>	Bi-Ann	<b>Year:</b>	2020
<b>Name of the Candidate:</b>	NADIYA GULZAR		
<b>Son/Daughter of:</b>	GULZAR AHMAD LONE		
<b>Centre No:</b>	2		
<b>Name of the Centre:</b>	GOVT DEGREE COLLEGE, ANANTNAG (BOYS)		
<b>Subject(s) in which to be Examined:</b>	ED06		



Please admit the candidate (Provisionally) in the center for the subjects(s) mentioned in the statement to be held on the dates as given in the Date Sheet

**Sd/-**  
**Deputy controller of Examination**

### Important Examination and Result Guidelines:

While attempting your question paper in the examination hall, you have to strictly abide by various instructions which are printed on the cover page of each Answer Book. Some of the important guidelines are reproduced here for your benefit.

**Note: The appearance of the candidate is purely on provisional basis subject to determination of eligibility**

1. Always keep the Examination Admit Card/Roll No. Slip with you and show it the supervisory staff/inspection team on duty as and when required/demanded.
2. No candidate shall be allowed to carry inside the Examination Hall, any textual material, printed or written, bits of paper or any other material of like nature. If any candidate is found in possession of such material after commencement of examination- whether in use or not- he/she is liable to be disqualified. Cellular phones, pager and other Electronic devices are not allowed during the examination. Candidates must deposit these items in the custody of the supervisory staff well before the commencement of the Examination.
3. A candidate, who reports after 30 minutes of the commencement of the Examination, shall not be permitted to take the Examination.
4. Write your Roll No./Enrollment No. neatly and correctly on the right side of Answer Book in the box shown below the caption "To be filled by the candidate".
5. Write carefully the Name of Examination, Name of the Subject, Name of Paper/Course, Date of Examination at two places viz on the right side and on the left side of the cover page of the Answer Book at the space provided for purpose.
6. Mention the same Question No. against the answer of a question as given in the Question paper.
7. **After the declaration of result**, if the result of any candidate is captioned as PMA/LO/IR/DE/, he/she should immediately bring it to the notice of the Tabulation Section of Examination Wing within 15 days positively, failing which no claim whatsoever shall be entertained.
8. If a candidate appears in the subject/paper in which He/She is not otherwise eligible, His/Her examination to that subject/paper shall stand automatically cancelled and the candidate will have no claim whatsoever.



# University of Kashmir, Srinagar

## Admit Card

UG 5TH & 6TH Semester Backlog Examination Batch-2015.

<b>Course:</b>	<b>BA</b>	<b>Roll No:</b>	<b>20561781</b>
<b>Session:</b>	<b>Bi-Ann</b>	<b>Year:</b>	<b>2020</b>
<b>Name of the Candidate:</b>	SAFI JAN		
<b>Son/Daughter of:</b>	GH AHMAD WANI		
<b>Centre No:</b>	2		
<b>Name of the Centre:</b>	GOVT DEGREE COLLEGE, ANANTNAG (BOYS)		
<b>Subject(s) in which to be Examined:</b>	ED06		



Please admit the candidate (Provisionally) in the center for the subjects(s) mentioned in the statement to be held on the dates as given in the Date Sheet

**Sd/-**  
**Deputy controller of Examination**

### Important Examination and Result Guidelines:

While attempting your question paper in the examination hall, you have to strictly abide by various instructions which are printed on the cover page of each Answer Book. Some of the important guidelines are reproduced here for your benefit.

**Note: The appearance of the candidate is purely on provisional basis subject to determination of eligibility**

1. Always keep the Examination Admit Card/Roll No. Slip with you and show it the supervisory staff/inspection team on duty as and when required/demanded.
2. No candidate shall be allowed to carry inside the Examination Hall, any textual material, printed or written, bits of paper or any other material of like nature. If any candidate is found in possession of such material after commencement of examination- whether in use or not- he/she is liable to be disqualified. Cellular phones, pager and other Electronic devices are not allowed during the examination. Candidates must deposit these items in the custody of the supervisory staff well before the commencement of the Examination.
3. A candidate, who reports after 30 minutes of the commencement of the Examination, shall not be permitted to take the Examination.
4. Write your Roll No./Enrollment No. neatly and correctly on the right side of Answer Book in the box shown below the caption "To be filled by the candidate".
5. Write carefully the Name of Examination, Name of the Subject, Name of Paper/Course, Date of Examination at two places viz on the right side and on the left side of the cover page of the Answer Book at the space provided for purpose.
6. Mention the same Question No. against the answer of a question as given in the Question paper.
7. **After the declaration of result**, if the result of any candidate is captioned as PMA/LO/IR/DE/, he/she should immediately bring it to the notice of the Tabulation Section of Examination Wing within 15 days positively, failing which no claim whatsoever shall be entertained.
8. If a candidate appears in the subject/paper in which He/She is not otherwise eligible, His/Her examination to that subject/paper shall stand automatically cancelled and the candidate will have no claim whatsoever.






# University of Kashmir, Srinagar

## Admit Card

UG 5TH & 6TH Semester Backlog Examination Batch-2015.

<b>Course:</b>	<b>BA</b>	<b>Roll No:</b>	<b>20561782</b>
<b>Session:</b>	<b>Bi-Ann</b>	<b>Year:</b>	<b>2020</b>
<b>Name of the Candidate:</b>	HEENA MANZOOR		
<b>Son/Daughter of:</b>	MANZOOR AHMAD WANI		
<b>Centre No:</b>	2		
<b>Name of the Centre:</b>	GOVT DEGREE COLLEGE, ANANTNAG (BOYS)		
<b>Subject(s) in which to be Examined:</b>	UR06		

Please admit the candidate (Provisionally) in the center for the subjects(s) mentioned in the statement to be held on the dates as given in the Date Sheet

**Sd/-**  
**Deputy controller of Examination**

### Important Examination and Result Guidelines:

While attempting your question paper in the examination hall, you have to strictly abide by various instructions which are printed on the cover page of each Answer Book. Some of the important guidelines are reproduced here for your benefit.

**Note: The appearance of the candidate is purely on provisional basis subject to determination of eligibility**


1. Always keep the Examination Admit Card/Roll No. Slip with you and show it the supervisory staff/inspection team on duty as and when required/demanded.
2. No candidate shall be allowed to carry inside the Examination Hall, any textual material, printed or written, bits of paper or any other material of like nature. If any candidate is found in possession of such material after commencement of examination- whether in use or not- he/she is liable to be disqualified. Cellular phones, pager and other Electronic devices are not allowed during the examination. Candidates must deposit these items in the custody of the supervisory staff well before the commencement of the Examination.
3. A candidate, who reports after 30 minutes of the commencement of the Examination, shall not be permitted to take the Examination.
4. Write your Roll No./Enrollment No. neatly and correctly on the right side of Answer Book in the box shown below the caption "To be filled by the candidate".
5. Write carefully the Name of Examination, Name of the Subject, Name of Paper/Course, Date of Examination at two places viz on the right side and on the left side of the cover page of the Answer Book at the space provided for purpose.
6. Mention the same Question No. against the answer of a question as given in the Question paper.
7. **After the declaration of result**, if the result of any candidate is captioned as PMA/LO/IR/DE/, he/she should immediately bring it to the notice of the Tabulation Section of Examination Wing within 15 days positively, failing which no claim whatsoever shall be entertained.
8. If a candidate appears in the subject/paper in which He/She is not otherwise eligible, His/Her examination to that subject/paper shall stand automatically cancelled and the candidate will have no claim whatsoever.



# University of Kashmir, Srinagar

## Admit Card

UG 5TH & 6TH Semester Backlog Examination Batch-2015.

<b>Course:</b>	<b>BA</b>	<b>Roll No:</b>	<b>20561783</b>
<b>Session:</b>	<b>Bi-Ann</b>	<b>Year:</b>	<b>2020</b>
<b>Name of the Candidate:</b>	KOMAL KUMARI		
<b>Son/Daughter of:</b>	ASHOK KUMAR GANJOO		
<b>Centre No:</b>	2		
<b>Name of the Centre:</b>	GOVT DEGREE COLLEGE, ANANTNAG (BOYS)		
<b>Subject(s) in which to be Examined:</b>	EC06		

Please admit the candidate (Provisionally) in the center for the subjects(s) mentioned in the statement to be held on the dates as given in the Date Sheet

**Sd/-**  
**Deputy controller of Examination**

### Important Examination and Result Guidelines:

While attempting your question paper in the examination hall, you have to strictly abide by various instructions which are printed on the cover page of each Answer Book. Some of the important guidelines are reproduced here for your benefit.

**Note: The appearance of the candidate is purely on provisional basis subject to determination of eligibility**

1. Always keep the Examination Admit Card/Roll No. Slip with you and show it the supervisory staff/inspection team on duty as and when required/demanded.
2. No candidate shall be allowed to carry inside the Examination Hall, any textual material, printed or written, bits of paper or any other material of like nature. If any candidate is found in possession of such material after commencement of examination- whether in use or not- he/she is liable to be disqualified. Cellular phones, pager and other Electronic devices are not allowed during the examination. Candidates must deposit these items in the custody of the supervisory staff well before the commencement of the Examination.
3. A candidate, who reports after 30 minutes of the commencement of the Examination, shall not be permitted to take the Examination.
4. Write your Roll No./Enrollment No. neatly and correctly on the right side of Answer Book in the box shown below the caption "To be filled by the candidate".
5. Write carefully the Name of Examination, Name of the Subject, Name of Paper/Course, Date of Examination at two places viz on the right side and on the left side of the cover page of the Answer Book at the space provided for purpose.
6. Mention the same Question No. against the answer of a question as given in the Question paper.
7. **After the declaration of result**, if the result of any candidate is captioned as PMA/LO/IR/DE/, he/she should immediately bring it to the notice of the Tabulation Section of Examination Wing within 15 days positively, failing which no claim whatsoever shall be entertained.
8. If a candidate appears in the subject/paper in which He/She is not otherwise eligible, His/Her examination to that subject/paper shall stand automatically cancelled and the candidate will have no claim whatsoever.



# University of Kashmir, Srinagar

## Admit Card

UG 5TH & 6TH Semester Backlog Examination Batch-2015.

<b>Course:</b>	<b>BA</b>	<b>Roll No:</b>	<b>20561784</b>
<b>Session:</b>	Bi-Ann	<b>Year:</b>	2020
<b>Name of the Candidate:</b>	SHAISTA FAYAZ		
<b>Son/Daughter of:</b>	FAYAZ AHMAD RATHER		
<b>Centre No:</b>	2		
<b>Name of the Centre:</b>	GOVT DEGREE COLLEGE, ANANTNAG (BOYS)		
<b>Subject(s) in which to be Examined:</b>	AR06		



Please admit the candidate (Provisionally) in the center for the subjects(s) mentioned in the statement to be held on the dates as given in the Date Sheet

**Sd/-**  
**Deputy controller of Examination**

### Important Examination and Result Guidelines:

While attempting your question paper in the examination hall, you have to strictly abide by various instructions which are printed on the cover page of each Answer Book. Some of the important guidelines are reproduced here for your benefit.

**Note: The appearance of the candidate is purely on provisional basis subject to determination of eligibility**

1. Always keep the Examination Admit Card/Roll No. Slip with you and show it the supervisory staff/inspection team on duty as and when required/demanded.
2. No candidate shall be allowed to carry inside the Examination Hall, any textual material, printed or written, bits of paper or any other material of like nature. If any candidate is found in possession of such material after commencement of examination- whether in use or not- he/she is liable to be disqualified. Cellular phones, pager and other Electronic devices are not allowed during the examination. Candidates must deposit these items in the custody of the supervisory staff well before the commencement of the Examination.
3. A candidate, who reports after 30 minutes of the commencement of the Examination, shall not be permitted to take the Examination.
4. Write your Roll No./Enrollment No. neatly and correctly on the right side of Answer Book in the box shown below the caption "To be filled by the candidate".
5. Write carefully the Name of Examination, Name of the Subject, Name of Paper/Course, Date of Examination at two places viz on the right side and on the left side of the cover page of the Answer Book at the space provided for purpose.
6. Mention the same Question No. against the answer of a question as given in the Question paper.
7. **After the declaration of result**, if the result of any candidate is captioned as PMA/LO/IR/DE/, he/she should immediately bring it to the notice of the Tabulation Section of Examination Wing within 15 days positively, failing which no claim whatsoever shall be entertained.
8. If a candidate appears in the subject/paper in which He/She is not otherwise eligible, His/Her examination to that subject/paper shall stand automatically cancelled and the candidate will have no claim whatsoever.



# University of Kashmir, Srinagar

## Admit Card

UG 5TH & 6TH Semester Backlog Examination Batch-2015.

<b>Course:</b>	<b>BA</b>	<b>Roll No:</b>	<b>20561785</b>
<b>Session:</b>	<b>Bi-Ann</b>	<b>Year:</b>	<b>2020</b>
<b>Name of the Candidate:</b>	DAIZY AKHTER		
<b>Son/Daughter of:</b>	ALI MOHMAD SHEIKH		
<b>Centre No:</b>	2		
<b>Name of the Centre:</b>	GOVT DEGREE COLLEGE, ANANTNAG (BOYS)		
<b>Subject(s) in which to be Examined:</b>	ED06-KMR06		



Please admit the candidate (Provisionally) in the center for the subjects(s) mentioned in the statement to be held on the dates as given in the Date Sheet

**Sd/-**  
**Deputy controller of Examination**

### Important Examination and Result Guidelines:

While attempting your question paper in the examination hall, you have to strictly abide by various instructions which are printed on the cover page of each Answer Book. Some of the important guidelines are reproduced here for your benefit.

**Note: The appearance of the candidate is purely on provisional basis subject to determination of eligibility**


1. Always keep the Examination Admit Card/Roll No. Slip with you and show it the supervisory staff/inspection team on duty as and when required/demanded.
2. No candidate shall be allowed to carry inside the Examination Hall, any textual material, printed or written, bits of paper or any other material of like nature. If any candidate is found in possession of such material after commencement of examination- whether in use or not- he/she is liable to be disqualified. Cellular phones, pager and other Electronic devices are not allowed during the examination. Candidates must deposit these items in the custody of the supervisory staff well before the commencement of the Examination.
3. A candidate, who reports after 30 minutes of the commencement of the Examination, shall not be permitted to take the Examination.
4. Write your Roll No./Enrollment No. neatly and correctly on the right side of Answer Book in the box shown below the caption "To be filled by the candidate".
5. Write carefully the Name of Examination, Name of the Subject, Name of Paper/Course, Date of Examination at two places viz on the right side and on the left side of the cover page of the Answer Book at the space provided for purpose.
6. Mention the same Question No. against the answer of a question as given in the Question paper.
7. **After the declaration of result**, if the result of any candidate is captioned as PMA/LO/IR/DE/, he/she should immediately bring it to the notice of the Tabulation Section of Examination Wing within 15 days positively, failing which no claim whatsoever shall be entertained.
8. If a candidate appears in the subject/paper in which He/She is not otherwise eligible, His/Her examination to that subject/paper shall stand automatically cancelled and the candidate will have no claim whatsoever.



# University of Kashmir, Srinagar

## Admit Card

UG 5TH & 6TH Semester Backlog Examination Batch-2015.

<b>Course:</b>	<b>BA</b>	<b>Roll No:</b>	<b>20561786</b>
<b>Session:</b>	<b>Bi-Ann</b>	<b>Year:</b>	<b>2020</b>
<b>Name of the Candidate:</b>	SAIMAH GANI		
<b>Son/Daughter of:</b>	ABDUL GANI WANI		
<b>Centre No:</b>	2		
<b>Name of the Centre:</b>	GOVT DEGREE COLLEGE, ANANTNAG (BOYS)		
<b>Subject(s) in which to be Examined:</b>	AR06		

Please admit the candidate (Provisionally) in the center for the subjects(s) mentioned in the statement to be held on the dates as given in the Date Sheet

**Sd/-**  
**Deputy controller of Examination**

### Important Examination and Result Guidelines:

While attempting your question paper in the examination hall, you have to strictly abide by various instructions which are printed on the cover page of each Answer Book. Some of the important guidelines are reproduced here for your benefit.

**Note: The appearance of the candidate is purely on provisional basis subject to determination of eligibility**


1. Always keep the Examination Admit Card/Roll No. Slip with you and show it the supervisory staff/inspection team on duty as and when required/demanded.
2. No candidate shall be allowed to carry inside the Examination Hall, any textual material, printed or written, bits of paper or any other material of like nature. If any candidate is found in possession of such material after commencement of examination- whether in use or not- he/she is liable to be disqualified. Cellular phones, pager and other Electronic devices are not allowed during the examination. Candidates must deposit these items in the custody of the supervisory staff well before the commencement of the Examination.
3. A candidate, who reports after 30 minutes of the commencement of the Examination, shall not be permitted to take the Examination.
4. Write your Roll No./Enrollment No. neatly and correctly on the right side of Answer Book in the box shown below the caption "To be filled by the candidate".
5. Write carefully the Name of Examination, Name of the Subject, Name of Paper/Course, Date of Examination at two places viz on the right side and on the left side of the cover page of the Answer Book at the space provided for purpose.
6. Mention the same Question No. against the answer of a question as given in the Question paper.
7. **After the declaration of result**, if the result of any candidate is captioned as PMA/LO/IR/DE/, he/she should immediately bring it to the notice of the Tabulation Section of Examination Wing within 15 days positively, failing which no claim whatsoever shall be entertained.
8. If a candidate appears in the subject/paper in which He/She is not otherwise eligible, His/Her examination to that subject/paper shall stand automatically cancelled and the candidate will have no claim whatsoever.



# University of Kashmir, Srinagar

## Admit Card

UG 5TH & 6TH Semester Backlog Examination Batch-2015.

<b>Course:</b>	<b>BA</b>	<b>Roll No:</b>	<b>20561787</b>
<b>Session:</b>	Bi-Ann	<b>Year:</b>	2020
<b>Name of the Candidate:</b>	AASIFA AKBAR		
<b>Son/Daughter of:</b>	MOHAMMAD AKBAR LONE		
<b>Centre No:</b>	2		
<b>Name of the Centre:</b>	GOVT DEGREE COLLEGE, ANANTNAG (BOYS)		
<b>Subject(s) in which to be Examined:</b>	PS06		

Please admit the candidate (Provisionally) in the center for the subjects(s) mentioned in the statement to be held on the dates as given in the Date Sheet

Sd/-  
Deputy controller of Examination

### Important Examination and Result Guidelines:

While attempting your question paper in the examination hall, you have to strictly abide by various instructions which are printed on the cover page of each Answer Book. Some of the important guidelines are reproduced here for your benefit.

**Note: The appearance of the candidate is purely on provisional basis subject to determination of eligibility**


1. Always keep the Examination Admit Card/Roll No. Slip with you and show it the supervisory staff/inspection team on duty as and when required/demanded.
2. No candidate shall be allowed to carry inside the Examination Hall, any textual material, printed or written, bits of paper or any other material of like nature. If any candidate is found in possession of such material after commencement of examination- whether in use or not- he/she is liable to be disqualified. Cellular phones, pager and other Electronic devices are not allowed during the examination. Candidates must deposit these items in the custody of the supervisory staff well before the commencement of the Examination.
3. A candidate, who reports after 30 minutes of the commencement of the Examination, shall not be permitted to take the Examination.
4. Write your Roll No./Enrollment No. neatly and correctly on the right side of Answer Book in the box shown below the caption "To be filled by the candidate".
5. Write carefully the Name of Examination, Name of the Subject, Name of Paper/Course, Date of Examination at two places viz on the right side and on the left side of the cover page of the Answer Book at the space provided for purpose.
6. Mention the same Question No. against the answer of a question as given in the Question paper.
7. **After the declaration of result**, if the result of any candidate is captioned as PMA/LO/IR/DE/, he/she should immediately bring it to the notice of the Tabulation Section of Examination Wing within 15 days positively, failing which no claim whatsoever shall be entertained.
8. If a candidate appears in the subject/paper in which He/She is not otherwise eligible, His/Her examination to that subject/paper shall stand automatically cancelled and the candidate will have no claim whatsoever.



# University of Kashmir, Srinagar

## Admit Card

UG 5TH & 6TH Semester Backlog Examination Batch-2015.

<b>Course:</b>	<b>BA</b>	<b>Roll No:</b>	<b>20561788</b>
<b>Session:</b>	Bi-Ann	<b>Year:</b>	2020
<b>Name of the Candidate:</b>	GULSHANA AKHTER		
<b>Son/Daughter of:</b>	GH MOHAMMAD BHAT		
<b>Centre No:</b>	2		
<b>Name of the Centre:</b>	GOVT DEGREE COLLEGE, ANANTNAG (BOYS)		
<b>Subject(s) in which to be Examined:</b>	ED06		

Please admit the candidate (Provisionally) in the center for the subjects(s) mentioned in the statement to be held on the dates as given in the Date Sheet

Sd/-  
Deputy controller of Examination

### Important Examination and Result Guidelines:

While attempting your question paper in the examination hall, you have to strictly abide by various instructions which are printed on the cover page of each Answer Book. Some of the important guidelines are reproduced here for your benefit.

**Note: The appearance of the candidate is purely on provisional basis subject to determination of eligibility**


1. Always keep the Examination Admit Card/Roll No. Slip with you and show it the supervisory staff/inspection team on duty as and when required/demanded.
2. No candidate shall be allowed to carry inside the Examination Hall, any textual material, printed or written, bits of paper or any other material of like nature. If any candidate is found in possession of such material after commencement of examination- whether in use or not- he/she is liable to be disqualified. Cellular phones, pager and other Electronic devices are not allowed during the examination. Candidates must deposit these items in the custody of the supervisory staff well before the commencement of the Examination.
3. A candidate, who reports after 30 minutes of the commencement of the Examination, shall not be permitted to take the Examination.
4. Write your Roll No./Enrollment No. neatly and correctly on the right side of Answer Book in the box shown below the caption "To be filled by the candidate".
5. Write carefully the Name of Examination, Name of the Subject, Name of Paper/Course, Date of Examination at two places viz on the right side and on the left side of the cover page of the Answer Book at the space provided for purpose.
6. Mention the same Question No. against the answer of a question as given in the Question paper.
7. **After the declaration of result**, if the result of any candidate is captioned as PMA/LO/IR/DE/, he/she should immediately bring it to the notice of the Tabulation Section of Examination Wing within 15 days positively, failing which no claim whatsoever shall be entertained.
8. If a candidate appears in the subject/paper in which He/She is not otherwise eligible, His/Her examination to that subject/paper shall stand automatically cancelled and the candidate will have no claim whatsoever.



# University of Kashmir, Srinagar

## Admit Card

UG 5TH & 6TH Semester Backlog Examination Batch-2015.

<b>Course:</b>	<b>BA</b>	<b>Roll No:</b>	<b>20561789</b>
<b>Session:</b>	Bi-Ann	<b>Year:</b>	2020
<b>Name of the Candidate:</b>	ROHI JAN		
<b>Son/Daughter of:</b>	GHULAM RASOOL SALROO		
<b>Centre No:</b>	2		
<b>Name of the Centre:</b>	GOVT DEGREE COLLEGE, ANANTNAG (BOYS)		
<b>Subject(s) in which to be Examined:</b>	SO06		

Please admit the candidate (Provisionally) in the center for the subjects(s) mentioned in the statement to be held on the dates as given in the Date Sheet

**Sd/-**  
**Deputy controller of Examination**

### Important Examination and Result Guidelines:

While attempting your question paper in the examination hall, you have to strictly abide by various instructions which are printed on the cover page of each Answer Book. Some of the important guidelines are reproduced here for your benefit.

**Note: The appearance of the candidate is purely on provisional basis subject to determination of eligibility**

1. Always keep the Examination Admit Card/Roll No. Slip with you and show it the supervisory staff/inspection team on duty as and when required/demanded.
2. No candidate shall be allowed to carry inside the Examination Hall, any textual material, printed or written, bits of paper or any other material of like nature. If any candidate is found in possession of such material after commencement of examination- whether in use or not- he/she is liable to be disqualified. Cellular phones, pager and other Electronic devices are not allowed during the examination. Candidates must deposit these items in the custody of the supervisory staff well before the commencement of the Examination.
3. A candidate, who reports after 30 minutes of the commencement of the Examination, shall not be permitted to take the Examination.
4. Write your Roll No./Enrollment No. neatly and correctly on the right side of Answer Book in the box shown below the caption "To be filled by the candidate".
5. Write carefully the Name of Examination, Name of the Subject, Name of Paper/Course, Date of Examination at two places viz on the right side and on the left side of the cover page of the Answer Book at the space provided for purpose.
6. Mention the same Question No. against the answer of a question as given in the Question paper.
7. **After the declaration of result**, if the result of any candidate is captioned as PMA/LO/IR/DE/, he/she should immediately bring it to the notice of the Tabulation Section of Examination Wing within 15 days positively, failing which no claim whatsoever shall be entertained.
8. If a candidate appears in the subject/paper in which He/She is not otherwise eligible, His/Her examination to that subject/paper shall stand automatically cancelled and the candidate will have no claim whatsoever.






# University of Kashmir, Srinagar

## Admit Card

UG 5TH & 6TH Semester Backlog Examination Batch-2015.

<b>Course:</b>	<b>BA</b>	<b>Roll No:</b>	<b>20561790</b>
<b>Session:</b>	Bi-Ann	<b>Year:</b>	2020
<b>Name of the Candidate:</b>	NUSRAT JAN		
<b>Son/Daughter of:</b>	SHOWKET AHMAD DAR		
<b>Centre No:</b>	2		
<b>Name of the Centre:</b>	GOVT DEGREE COLLEGE, ANANTNAG (BOYS)		
<b>Subject(s) in which to be Examined:</b>	ED06		



Please admit the candidate (Provisionally) in the center for the subjects(s) mentioned in the statement to be held on the dates as given in the Date Sheet

**Sd/-**  
**Deputy controller of Examination**

### Important Examination and Result Guidelines:

While attempting your question paper in the examination hall, you have to strictly abide by various instructions which are printed on the cover page of each Answer Book. Some of the important guidelines are reproduced here for your benefit.

**Note: The appearance of the candidate is purely on provisional basis subject to determination of eligibility**

1. Always keep the Examination Admit Card/Roll No. Slip with you and show it the supervisory staff/inspection team on duty as and when required/demanded.
2. No candidate shall be allowed to carry inside the Examination Hall, any textual material, printed or written, bits of paper or any other material of like nature. If any candidate is found in possession of such material after commencement of examination- whether in use or not- he/she is liable to be disqualified. Cellular phones, pager and other Electronic devices are not allowed during the examination. Candidates must deposit these items in the custody of the supervisory staff well before the commencement of the Examination.
3. A candidate, who reports after 30 minutes of the commencement of the Examination, shall not be permitted to take the Examination.
4. Write your Roll No./Enrollment No. neatly and correctly on the right side of Answer Book in the box shown below the caption "To be filled by the candidate".
5. Write carefully the Name of Examination, Name of the Subject, Name of Paper/Course, Date of Examination at two places viz on the right side and on the left side of the cover page of the Answer Book at the space provided for purpose.
6. Mention the same Question No. against the answer of a question as given in the Question paper.
7. **After the declaration of result**, if the result of any candidate is captioned as PMA/LO/IR/DE/, he/she should immediately bring it to the notice of the Tabulation Section of Examination Wing within 15 days positively, failing which no claim whatsoever shall be entertained.
8. If a candidate appears in the subject/paper in which He/She is not otherwise eligible, His/Her examination to that subject/paper shall stand automatically cancelled and the candidate will have no claim whatsoever.



# University of Kashmir, Srinagar

## Admit Card

UG 5TH & 6TH Semester Backlog Examination Batch-2015.

**Course:** BA **Roll No:** 20561791

**Session:** Bi-Ann **Year:** 2020

**Name of the Candidate:** LUBNA JAN

**Son/Daughter of:** GHULAM NABI MIR

**Centre No:** 2

**Name of the Centre:** GOVT DEGREE COLLEGE, ANANTNAG (BOYS)

**Subject(s) in which to be Examined:** ENG06



Please admit the candidate (Provisionally) in the center for the subjects(s) mentioned in the statement to be held on the dates as given in the Date Sheet

**Sd/-**  
**Deputy controller of Examination**

### Important Examination and Result Guidelines:

While attempting your question paper in the examination hall, you have to strictly abide by various instructions which are printed on the cover page of each Answer Book. Some of the important guidelines are reproduced here for your benefit.

**Note: The appearance of the candidate is purely on provisional basis subject to determination of eligibility**


1. Always keep the Examination Admit Card/Roll No. Slip with you and show it the supervisory staff/inspection team on duty as and when required/demanded.
2. No candidate shall be allowed to carry inside the Examination Hall, any textual material, printed or written, bits of paper or any other material of like nature. If any candidate is found in possession of such material after commencement of examination- whether in use or not- he/she is liable to be disqualified. Cellular phones, pager and other Electronic devices are not allowed during the examination. Candidates must deposit these items in the custody of the supervisory staff well before the commencement of the Examination.
3. A candidate, who reports after 30 minutes of the commencement of the Examination, shall not be permitted to take the Examination.
4. Write your Roll No./Enrollment No. neatly and correctly on the right side of Answer Book in the box shown below the caption "To be filled by the candidate".
5. Write carefully the Name of Examination, Name of the Subject, Name of Paper/Course, Date of Examination at two places viz on the right side and on the left side of the cover page of the Answer Book at the space provided for purpose.
6. Mention the same Question No. against the answer of a question as given in the Question paper.
7. **After the declaration of result**, if the result of any candidate is captioned as PMA/LO/IR/DE/, he/she should immediately bring it to the notice of the Tabulation Section of Examination Wing within 15 days positively, failing which no claim whatsoever shall be entertained.
8. If a candidate appears in the subject/paper in which He/She is not otherwise eligible, His/Her examination to that subject/paper shall stand automatically cancelled and the candidate will have no claim whatsoever.



# University of Kashmir, Srinagar

## Admit Card

UG 5TH & 6TH Semester Backlog Examination Batch-2015.

<b>Course:</b>	<b>BA</b>	<b>Roll No:</b>	<b>20561792</b>
<b>Session:</b>	<b>Bi-Ann</b>	<b>Year:</b>	<b>2020</b>
<b>Name of the Candidate:</b>	AMEERA JAN		
<b>Son/Daughter of:</b>	GH HASSAN SOFI		
<b>Centre No:</b>	2		
<b>Name of the Centre:</b>	GOVT DEGREE COLLEGE, ANANTNAG (BOYS)		
<b>Subject(s) in which to be Examined:</b>	ED06		

Please admit the candidate (Provisionally) in the center for the subjects(s) mentioned in the statement to be held on the dates as given in the Date Sheet

**Sd/-**  
**Deputy controller of Examination**

### Important Examination and Result Guidelines:

While attempting your question paper in the examination hall, you have to strictly abide by various instructions which are printed on the cover page of each Answer Book. Some of the important guidelines are reproduced here for your benefit.

**Note: The appearance of the candidate is purely on provisional basis subject to determination of eligibility**

1. Always keep the Examination Admit Card/Roll No. Slip with you and show it the supervisory staff/inspection team on duty as and when required/demanded.
2. No candidate shall be allowed to carry inside the Examination Hall, any textual material, printed or written, bits of paper or any other material of like nature. If any candidate is found in possession of such material after commencement of examination- whether in use or not- he/she is liable to be disqualified. Cellular phones, pager and other Electronic devices are not allowed during the examination. Candidates must deposit these items in the custody of the supervisory staff well before the commencement of the Examination.
3. A candidate, who reports after 30 minutes of the commencement of the Examination, shall not be permitted to take the Examination.
4. Write your Roll No./Enrollment No. neatly and correctly on the right side of Answer Book in the box shown below the caption "To be filled by the candidate".
5. Write carefully the Name of Examination, Name of the Subject, Name of Paper/Course, Date of Examination at two places viz on the right side and on the left side of the cover page of the Answer Book at the space provided for purpose.
6. Mention the same Question No. against the answer of a question as given in the Question paper.
7. **After the declaration of result**, if the result of any candidate is captioned as PMA/LO/IR/DE/, he/she should immediately bring it to the notice of the Tabulation Section of Examination Wing within 15 days positively, failing which no claim whatsoever shall be entertained.
8. If a candidate appears in the subject/paper in which He/She is not otherwise eligible, His/Her examination to that subject/paper shall stand automatically cancelled and the candidate will have no claim whatsoever.



# University of Kashmir, Srinagar

## Admit Card

UG 5TH & 6TH Semester Backlog Examination Batch-2015.

<b>Course:</b>	<b>BA</b>	<b>Roll No:</b>	<b>20561793</b>
<b>Session:</b>	<b>Bi-Ann</b>	<b>Year:</b>	<b>2020</b>
<b>Name of the Candidate:</b>	SUBIYA JAN		
<b>Son/Daughter of:</b>	MOHAMAD AFZAL MALIK		
<b>Centre No:</b>	2		
<b>Name of the Centre:</b>	GOVT DEGREE COLLEGE, ANANTNAG (BOYS)		
<b>Subject(s) in which to be Examined:</b>	ED06		



Please admit the candidate (Provisionally) in the center for the subjects(s) mentioned in the statement to be held on the dates as given in the Date Sheet

**Sd/-**  
**Deputy controller of Examination**

### Important Examination and Result Guidelines:

While attempting your question paper in the examination hall, you have to strictly abide by various instructions which are printed on the cover page of each Answer Book. Some of the important guidelines are reproduced here for your benefit.

**Note: The appearance of the candidate is purely on provisional basis subject to determination of eligibility**


1. Always keep the Examination Admit Card/Roll No. Slip with you and show it the supervisory staff/inspection team on duty as and when required/demanded.
2. No candidate shall be allowed to carry inside the Examination Hall, any textual material, printed or written, bits of paper or any other material of like nature. If any candidate is found in possession of such material after commencement of examination- whether in use or not- he/she is liable to be disqualified. Cellular phones, pager and other Electronic devices are not allowed during the examination. Candidates must deposit these items in the custody of the supervisory staff well before the commencement of the Examination.
3. A candidate, who reports after 30 minutes of the commencement of the Examination, shall not be permitted to take the Examination.
4. Write your Roll No./Enrollment No. neatly and correctly on the right side of Answer Book in the box shown below the caption "To be filled by the candidate".
5. Write carefully the Name of Examination, Name of the Subject, Name of Paper/Course, Date of Examination at two places viz on the right side and on the left side of the cover page of the Answer Book at the space provided for purpose.
6. Mention the same Question No. against the answer of a question as given in the Question paper.
7. **After the declaration of result**, if the result of any candidate is captioned as PMA/LO/IR/DE/, he/she should immediately bring it to the notice of the Tabulation Section of Examination Wing within 15 days positively, failing which no claim whatsoever shall be entertained.
8. If a candidate appears in the subject/paper in which He/She is not otherwise eligible, His/Her examination to that subject/paper shall stand automatically cancelled and the candidate will have no claim whatsoever.



# University of Kashmir, Srinagar

## Admit Card

UG 5TH & 6TH Semester Backlog Examination Batch-2015.

<b>Course:</b>	<b>BA</b>	<b>Roll No:</b>	<b>20561794</b>
<b>Session:</b>	<b>Bi-Ann</b>	<b>Year:</b>	<b>2020</b>
<b>Name of the Candidate:</b>	SHEERAZA HALEEM		
<b>Son/Daughter of:</b>	MOHAMMAD YOUSUF SHAH		
<b>Centre No:</b>	2		
<b>Name of the Centre:</b>	GOVT DEGREE COLLEGE, ANANTNAG (BOYS)		
<b>Subject(s) in which to be Examined:</b>	ENG06		

Please admit the candidate (Provisionally) in the center for the subjects(s) mentioned in the statement to be held on the dates as given in the Date Sheet

**Sd/-**  
**Deputy controller of Examination**

### Important Examination and Result Guidelines:

While attempting your question paper in the examination hall, you have to strictly abide by various instructions which are printed on the cover page of each Answer Book. Some of the important guidelines are reproduced here for your benefit.

**Note: The appearance of the candidate is purely on provisional basis subject to determination of eligibility**


1. Always keep the Examination Admit Card/Roll No. Slip with you and show it the supervisory staff/inspection team on duty as and when required/demanded.
2. No candidate shall be allowed to carry inside the Examination Hall, any textual material, printed or written, bits of paper or any other material of like nature. If any candidate is found in possession of such material after commencement of examination- whether in use or not- he/she is liable to be disqualified. Cellular phones, pager and other Electronic devices are not allowed during the examination. Candidates must deposit these items in the custody of the supervisory staff well before the commencement of the Examination.
3. A candidate, who reports after 30 minutes of the commencement of the Examination, shall not be permitted to take the Examination.
4. Write your Roll No./Enrollment No. neatly and correctly on the right side of Answer Book in the box shown below the caption "To be filled by the candidate".
5. Write carefully the Name of Examination, Name of the Subject, Name of Paper/Course, Date of Examination at two places viz on the right side and on the left side of the cover page of the Answer Book at the space provided for purpose.
6. Mention the same Question No. against the answer of a question as given in the Question paper.
7. **After the declaration of result**, if the result of any candidate is captioned as PMA/LO/IR/DE/, he/she should immediately bring it to the notice of the Tabulation Section of Examination Wing within 15 days positively, failing which no claim whatsoever shall be entertained.
8. If a candidate appears in the subject/paper in which He/She is not otherwise eligible, His/Her examination to that subject/paper shall stand automatically cancelled and the candidate will have no claim whatsoever.



# University of Kashmir, Srinagar

## Admit Card

UG 5TH & 6TH Semester Backlog Examination Batch-2015.

<b>Course:</b>	<b>BA</b>	<b>Roll No:</b>	<b>20561795</b>
<b>Session:</b>	Bi-Ann	<b>Year:</b>	2020
<b>Name of the Candidate:</b>	LEEZU REHMAN		
<b>Son/Daughter of:</b>	AB REHMAN BHAT		
<b>Centre No:</b>	2		
<b>Name of the Centre:</b>	GOVT DEGREE COLLEGE, ANANTNAG (BOYS)		
<b>Subject(s) in which to be Examined:</b>	KMR06		

Please admit the candidate (Provisionally) in the center for the subjects(s) mentioned in the statement to be held on the dates as given in the Date Sheet

**Sd/-**  
**Deputy controller of Examination**

### Important Examination and Result Guidelines:

While attempting your question paper in the examination hall, you have to strictly abide by various instructions which are printed on the cover page of each Answer Book. Some of the important guidelines are reproduced here for your benefit.

**Note: The appearance of the candidate is purely on provisional basis subject to determination of eligibility**

1. Always keep the Examination Admit Card/Roll No. Slip with you and show it the supervisory staff/inspection team on duty as and when required/demanded.
2. No candidate shall be allowed to carry inside the Examination Hall, any textual material, printed or written, bits of paper or any other material of like nature. If any candidate is found in possession of such material after commencement of examination- whether in use or not- he/she is liable to be disqualified. Cellular phones, pager and other Electronic devices are not allowed during the examination. Candidates must deposit these items in the custody of the supervisory staff well before the commencement of the Examination.
3. A candidate, who reports after 30 minutes of the commencement of the Examination, shall not be permitted to take the Examination.
4. Write your Roll No./Enrollment No. neatly and correctly on the right side of Answer Book in the box shown below the caption "To be filled by the candidate".
5. Write carefully the Name of Examination, Name of the Subject, Name of Paper/Course, Date of Examination at two places viz on the right side and on the left side of the cover page of the Answer Book at the space provided for purpose.
6. Mention the same Question No. against the answer of a question as given in the Question paper.
7. **After the declaration of result**, if the result of any candidate is captioned as PMA/LO/IR/DE/, he/she should immediately bring it to the notice of the Tabulation Section of Examination Wing within 15 days positively, failing which no claim whatsoever shall be entertained.
8. If a candidate appears in the subject/paper in which He/She is not otherwise eligible, His/Her examination to that subject/paper shall stand automatically cancelled and the candidate will have no claim whatsoever.



# University of Kashmir, Srinagar

## Admit Card

UG 5TH & 6TH Semester Backlog Examination Batch-2015.

<b>Course:</b>	<b>BA</b>	<b>Roll No:</b>	<b>20561796</b>
<b>Session:</b>	<b>Bi-Ann</b>	<b>Year:</b>	<b>2020</b>
<b>Name of the Candidate:</b>	SAIMA JAN		
<b>Son/Daughter of:</b>	MOHD ANWAR BHAT		
<b>Centre No:</b>	2		
<b>Name of the Centre:</b>	GOVT DEGREE COLLEGE, ANANTNAG (BOYS)		
<b>Subject(s) in which to be Examined:</b>	ED06		



Please admit the candidate (Provisionally) in the center for the subjects(s) mentioned in the statement to be held on the dates as given in the Date Sheet

**Sd/-**  
**Deputy controller of Examination**

### Important Examination and Result Guidelines:

While attempting your question paper in the examination hall, you have to strictly abide by various instructions which are printed on the cover page of each Answer Book. Some of the important guidelines are reproduced here for your benefit.

**Note: The appearance of the candidate is purely on provisional basis subject to determination of eligibility**


1. Always keep the Examination Admit Card/Roll No. Slip with you and show it the supervisory staff/inspection team on duty as and when required/demanded.
2. No candidate shall be allowed to carry inside the Examination Hall, any textual material, printed or written, bits of paper or any other material of like nature. If any candidate is found in possession of such material after commencement of examination- whether in use or not- he/she is liable to be disqualified. Cellular phones, pager and other Electronic devices are not allowed during the examination. Candidates must deposit these items in the custody of the supervisory staff well before the commencement of the Examination.
3. A candidate, who reports after 30 minutes of the commencement of the Examination, shall not be permitted to take the Examination.
4. Write your Roll No./Enrollment No. neatly and correctly on the right side of Answer Book in the box shown below the caption "To be filled by the candidate".
5. Write carefully the Name of Examination, Name of the Subject, Name of Paper/Course, Date of Examination at two places viz on the right side and on the left side of the cover page of the Answer Book at the space provided for purpose.
6. Mention the same Question No. against the answer of a question as given in the Question paper.
7. **After the declaration of result**, if the result of any candidate is captioned as PMA/LO/IR/DE/, he/she should immediately bring it to the notice of the Tabulation Section of Examination Wing within 15 days positively, failing which no claim whatsoever shall be entertained.
8. If a candidate appears in the subject/paper in which He/She is not otherwise eligible, His/Her examination to that subject/paper shall stand automatically cancelled and the candidate will have no claim whatsoever.



# University of Kashmir, Srinagar

## Admit Card

UG 5TH & 6TH Semester Backlog Examination Batch-2015.

<b>Course:</b>	<b>BA</b>	<b>Roll No:</b>	<b>20561797</b>
<b>Session:</b>	<b>Bi-Ann</b>	<b>Year:</b>	<b>2020</b>
<b>Name of the Candidate:</b>	SAIMA WALI		
<b>Son/Daughter of:</b>	WALI MOHD SHEIKH		
<b>Centre No:</b>	2		
<b>Name of the Centre:</b>	GOVT DEGREE COLLEGE, ANANTNAG (BOYS)		
<b>Subject(s) in which to be Examined:</b>	ED06		

Please admit the candidate (Provisionally) in the center for the subjects(s) mentioned in the statement to be held on the dates as given in the Date Sheet

**Sd/-**  
**Deputy controller of Examination**

### Important Examination and Result Guidelines:

While attempting your question paper in the examination hall, you have to strictly abide by various instructions which are printed on the cover page of each Answer Book. Some of the important guidelines are reproduced here for your benefit.

**Note: The appearance of the candidate is purely on provisional basis subject to determination of eligibility**

1. Always keep the Examination Admit Card/Roll No. Slip with you and show it the supervisory staff/inspection team on duty as and when required/demanded.
2. No candidate shall be allowed to carry inside the Examination Hall, any textual material, printed or written, bits of paper or any other material of like nature. If any candidate is found in possession of such material after commencement of examination- whether in use or not- he/she is liable to be disqualified. Cellular phones, pager and other Electronic devices are not allowed during the examination. Candidates must deposit these items in the custody of the supervisory staff well before the commencement of the Examination.
3. A candidate, who reports after 30 minutes of the commencement of the Examination, shall not be permitted to take the Examination.
4. Write your Roll No./Enrollment No. neatly and correctly on the right side of Answer Book in the box shown below the caption "To be filled by the candidate".
5. Write carefully the Name of Examination, Name of the Subject, Name of Paper/Course, Date of Examination at two places viz on the right side and on the left side of the cover page of the Answer Book at the space provided for purpose.
6. Mention the same Question No. against the answer of a question as given in the Question paper.
7. **After the declaration of result**, if the result of any candidate is captioned as PMA/LO/IR/DE/, he/she should immediately bring it to the notice of the Tabulation Section of Examination Wing within 15 days positively, failing which no claim whatsoever shall be entertained.
8. If a candidate appears in the subject/paper in which He/She is not otherwise eligible, His/Her examination to that subject/paper shall stand automatically cancelled and the candidate will have no claim whatsoever.






# University of Kashmir, Srinagar

## Admit Card

UG 5TH & 6TH Semester Backlog Examination Batch-2015.

<b>Course:</b>	<b>BA</b>	<b>Roll No:</b>	<b>20561798</b>
<b>Session:</b>	<b>Bi-Ann</b>	<b>Year:</b>	<b>2020</b>
<b>Name of the Candidate:</b>	GAZALA RASHID		
<b>Son/Daughter of:</b>	AB RASHID GANIE		
<b>Centre No:</b>	2		
<b>Name of the Centre:</b>	GOVT DEGREE COLLEGE, ANANTNAG (BOYS)		
<b>Subject(s) in which to be Examined:</b>	ED06		

Please admit the candidate (Provisionally) in the center for the subjects(s) mentioned in the statement to be held on the dates as given in the Date Sheet

**Sd/-**  
**Deputy controller of Examination**

### Important Examination and Result Guidelines:

While attempting your question paper in the examination hall, you have to strictly abide by various instructions which are printed on the cover page of each Answer Book. Some of the important guidelines are reproduced here for your benefit.

**Note: The appearance of the candidate is purely on provisional basis subject to determination of eligibility**


1. Always keep the Examination Admit Card/Roll No. Slip with you and show it the supervisory staff/inspection team on duty as and when required/demanded.
2. No candidate shall be allowed to carry inside the Examination Hall, any textual material, printed or written, bits of paper or any other material of like nature. If any candidate is found in possession of such material after commencement of examination- whether in use or not- he/she is liable to be disqualified. Cellular phones, pager and other Electronic devices are not allowed during the examination. Candidates must deposit these items in the custody of the supervisory staff well before the commencement of the Examination.
3. A candidate, who reports after 30 minutes of the commencement of the Examination, shall not be permitted to take the Examination.
4. Write your Roll No./Enrollment No. neatly and correctly on the right side of Answer Book in the box shown below the caption "To be filled by the candidate".
5. Write carefully the Name of Examination, Name of the Subject, Name of Paper/Course, Date of Examination at two places viz on the right side and on the left side of the cover page of the Answer Book at the space provided for purpose.
6. Mention the same Question No. against the answer of a question as given in the Question paper.
7. **After the declaration of result**, if the result of any candidate is captioned as PMA/LO/IR/DE/, he/she should immediately bring it to the notice of the Tabulation Section of Examination Wing within 15 days positively, failing which no claim whatsoever shall be entertained.
8. If a candidate appears in the subject/paper in which He/She is not otherwise eligible, His/Her examination to that subject/paper shall stand automatically cancelled and the candidate will have no claim whatsoever.



# University of Kashmir, Srinagar

## Admit Card

UG 5TH & 6TH Semester Backlog Examination Batch-2015.

<b>Course:</b>	<b>BA</b>	<b>Roll No:</b>	<b>20561799</b>
<b>Session:</b>	<b>Bi-Ann</b>	<b>Year:</b>	<b>2020</b>
<b>Name of the Candidate:</b>	SAIMA JAN		
<b>Son/Daughter of:</b>	GH NABI KHAN		
<b>Centre No:</b>	2		
<b>Name of the Centre:</b>	GOVT DEGREE COLLEGE, ANANTNAG (BOYS)		
<b>Subject(s) in which to be Examined:</b>	ENG06		

Please admit the candidate (Provisionally) in the center for the subjects(s) mentioned in the statement to be held on the dates as given in the Date Sheet

**Sd/-**  
**Deputy controller of Examination**

### Important Examination and Result Guidelines:

While attempting your question paper in the examination hall, you have to strictly abide by various instructions which are printed on the cover page of each Answer Book. Some of the important guidelines are reproduced here for your benefit.

**Note: The appearance of the candidate is purely on provisional basis subject to determination of eligibility**


1. Always keep the Examination Admit Card/Roll No. Slip with you and show it the supervisory staff/inspection team on duty as and when required/demanded.
2. No candidate shall be allowed to carry inside the Examination Hall, any textual material, printed or written, bits of paper or any other material of like nature. If any candidate is found in possession of such material after commencement of examination- whether in use or not- he/she is liable to be disqualified. Cellular phones, pager and other Electronic devices are not allowed during the examination. Candidates must deposit these items in the custody of the supervisory staff well before the commencement of the Examination.
3. A candidate, who reports after 30 minutes of the commencement of the Examination, shall not be permitted to take the Examination.
4. Write your Roll No./Enrollment No. neatly and correctly on the right side of Answer Book in the box shown below the caption "To be filled by the candidate".
5. Write carefully the Name of Examination, Name of the Subject, Name of Paper/Course, Date of Examination at two places viz on the right side and on the left side of the cover page of the Answer Book at the space provided for purpose.
6. Mention the same Question No. against the answer of a question as given in the Question paper.
7. **After the declaration of result**, if the result of any candidate is captioned as PMA/LO/IR/DE/, he/she should immediately bring it to the notice of the Tabulation Section of Examination Wing within 15 days positively, failing which no claim whatsoever shall be entertained.
8. If a candidate appears in the subject/paper in which He/She is not otherwise eligible, His/Her examination to that subject/paper shall stand automatically cancelled and the candidate will have no claim whatsoever.



# University of Kashmir, Srinagar

## Admit Card

UG 5TH & 6TH Semester Backlog Examination Batch-2015.

<b>Course:</b>	<b>BA</b>	<b>Roll No:</b>	<b>20561800</b>
<b>Session:</b>	<b>Bi-Ann</b>	<b>Year:</b>	<b>2020</b>
<b>Name of the Candidate:</b>	RUKAYA MAJEED		
<b>Son/Daughter of:</b>	AB MAJEED NAIK		
<b>Centre No:</b>	2		
<b>Name of the Centre:</b>	GOVT DEGREE COLLEGE, ANANTNAG (BOYS)		
<b>Subject(s) in which to be Examined:</b>	SO06		

Please admit the candidate (Provisionally) in the center for the subjects(s) mentioned in the statement to be held on the dates as given in the Date Sheet

**Sd/-**  
**Deputy controller of Examination**

### Important Examination and Result Guidelines:

While attempting your question paper in the examination hall, you have to strictly abide by various instructions which are printed on the cover page of each Answer Book. Some of the important guidelines are reproduced here for your benefit.

**Note: The appearance of the candidate is purely on provisional basis subject to determination of eligibility**


1. Always keep the Examination Admit Card/Roll No. Slip with you and show it the supervisory staff/inspection team on duty as and when required/demanded.
2. No candidate shall be allowed to carry inside the Examination Hall, any textual material, printed or written, bits of paper or any other material of like nature. If any candidate is found in possession of such material after commencement of examination- whether in use or not- he/she is liable to be disqualified. Cellular phones, pager and other Electronic devices are not allowed during the examination. Candidates must deposit these items in the custody of the supervisory staff well before the commencement of the Examination.
3. A candidate, who reports after 30 minutes of the commencement of the Examination, shall not be permitted to take the Examination.
4. Write your Roll No./Enrollment No. neatly and correctly on the right side of Answer Book in the box shown below the caption "To be filled by the candidate".
5. Write carefully the Name of Examination, Name of the Subject, Name of Paper/Course, Date of Examination at two places viz on the right side and on the left side of the cover page of the Answer Book at the space provided for purpose.
6. Mention the same Question No. against the answer of a question as given in the Question paper.
7. **After the declaration of result**, if the result of any candidate is captioned as PMA/LO/IR/DE/, he/she should immediately bring it to the notice of the Tabulation Section of Examination Wing within 15 days positively, failing which no claim whatsoever shall be entertained.
8. If a candidate appears in the subject/paper in which He/She is not otherwise eligible, His/Her examination to that subject/paper shall stand automatically cancelled and the candidate will have no claim whatsoever.



# University of Kashmir, Srinagar

## Admit Card

UG 5TH & 6TH Semester Backlog Examination Batch-2015.

<b>Course:</b>	<b>BA</b>	<b>Roll No:</b>	<b>20561801</b>
<b>Session:</b>	<b>Bi-Ann</b>	<b>Year:</b>	<b>2020</b>
<b>Name of the Candidate:</b>	NEELOFAR JAN		
<b>Son/Daughter of:</b>	GHULAM NABI NAJAR		
<b>Centre No:</b>	2		
<b>Name of the Centre:</b>	GOVT DEGREE COLLEGE, ANANTNAG (BOYS)		
<b>Subject(s) in which to be Examined:</b>	EC06		

Please admit the candidate (Provisionally) in the center for the subjects(s) mentioned in the statement to be held on the dates as given in the Date Sheet

**Sd/-**  
**Deputy controller of Examination**

### Important Examination and Result Guidelines:

While attempting your question paper in the examination hall, you have to strictly abide by various instructions which are printed on the cover page of each Answer Book. Some of the important guidelines are reproduced here for your benefit.

**Note: The appearance of the candidate is purely on provisional basis subject to determination of eligibility**

1. Always keep the Examination Admit Card/Roll No. Slip with you and show it the supervisory staff/inspection team on duty as and when required/demanded.
2. No candidate shall be allowed to carry inside the Examination Hall, any textual material, printed or written, bits of paper or any other material of like nature. If any candidate is found in possession of such material after commencement of examination- whether in use or not- he/she is liable to be disqualified. Cellular phones, pager and other Electronic devices are not allowed during the examination. Candidates must deposit these items in the custody of the supervisory staff well before the commencement of the Examination.
3. A candidate, who reports after 30 minutes of the commencement of the Examination, shall not be permitted to take the Examination.
4. Write your Roll No./Enrollment No. neatly and correctly on the right side of Answer Book in the box shown below the caption "To be filled by the candidate".
5. Write carefully the Name of Examination, Name of the Subject, Name of Paper/Course, Date of Examination at two places viz on the right side and on the left side of the cover page of the Answer Book at the space provided for purpose.
6. Mention the same Question No. against the answer of a question as given in the Question paper.
7. **After the declaration of result**, if the result of any candidate is captioned as PMA/LO/IR/DE/, he/she should immediately bring it to the notice of the Tabulation Section of Examination Wing within 15 days positively, failing which no claim whatsoever shall be entertained.
8. If a candidate appears in the subject/paper in which He/She is not otherwise eligible, His/Her examination to that subject/paper shall stand automatically cancelled and the candidate will have no claim whatsoever.



# University of Kashmir, Srinagar

## Admit Card

UG 5TH & 6TH Semester Backlog Examination Batch-2015.

<b>Course:</b>	<b>BA</b>	<b>Roll No:</b>	<b>20561802</b>
<b>Session:</b>	<b>Bi-Ann</b>	<b>Year:</b>	<b>2020</b>
<b>Name of the Candidate:</b>	AZRA BASHIR		
<b>Son/Daughter of:</b>	BASHIR AHMAD TRAMBOO		
<b>Centre No:</b>	2		
<b>Name of the Centre:</b>	GOVT DEGREE COLLEGE, ANANTNAG (BOYS)		
<b>Subject(s) in which to be Examined:</b>	ED06		



Please admit the candidate (Provisionally) in the center for the subjects(s) mentioned in the statement to be held on the dates as given in the Date Sheet

**Sd/-**  
**Deputy controller of Examination**

### Important Examination and Result Guidelines:

While attempting your question paper in the examination hall, you have to strictly abide by various instructions which are printed on the cover page of each Answer Book. Some of the important guidelines are reproduced here for your benefit.

**Note: The appearance of the candidate is purely on provisional basis subject to determination of eligibility**


1. Always keep the Examination Admit Card/Roll No. Slip with you and show it the supervisory staff/inspection team on duty as and when required/demanded.
2. No candidate shall be allowed to carry inside the Examination Hall, any textual material, printed or written, bits of paper or any other material of like nature. If any candidate is found in possession of such material after commencement of examination- whether in use or not- he/she is liable to be disqualified. Cellular phones, pager and other Electronic devices are not allowed during the examination. Candidates must deposit these items in the custody of the supervisory staff well before the commencement of the Examination.
3. A candidate, who reports after 30 minutes of the commencement of the Examination, shall not be permitted to take the Examination.
4. Write your Roll No./Enrollment No. neatly and correctly on the right side of Answer Book in the box shown below the caption "To be filled by the candidate".
5. Write carefully the Name of Examination, Name of the Subject, Name of Paper/Course, Date of Examination at two places viz on the right side and on the left side of the cover page of the Answer Book at the space provided for purpose.
6. Mention the same Question No. against the answer of a question as given in the Question paper.
7. **After the declaration of result**, if the result of any candidate is captioned as PMA/LO/IR/DE/, he/she should immediately bring it to the notice of the Tabulation Section of Examination Wing within 15 days positively, failing which no claim whatsoever shall be entertained.
8. If a candidate appears in the subject/paper in which He/She is not otherwise eligible, His/Her examination to that subject/paper shall stand automatically cancelled and the candidate will have no claim whatsoever.



# University of Kashmir, Srinagar

## Admit Card

UG 5TH & 6TH Semester Backlog Examination Batch-2015.

<b>Course:</b>	<b>BA</b>	<b>Roll No:</b>	<b>20561803</b>
<b>Session:</b>	<b>Bi-Ann</b>	<b>Year:</b>	<b>2020</b>
<b>Name of the Candidate:</b>	URFI JAN		
<b>Son/Daughter of:</b>	GH MOHD ZARGAR		
<b>Centre No:</b>	2		
<b>Name of the Centre:</b>	GOVT DEGREE COLLEGE, ANANTNAG (BOYS)		
<b>Subject(s) in which to be Examined:</b>	PS06		

Please admit the candidate (Provisionally) in the center for the subjects(s) mentioned in the statement to be held on the dates as given in the Date Sheet

**Sd/-**  
**Deputy controller of Examination**

### Important Examination and Result Guidelines:

While attempting your question paper in the examination hall, you have to strictly abide by various instructions which are printed on the cover page of each Answer Book. Some of the important guidelines are reproduced here for your benefit.

**Note: The appearance of the candidate is purely on provisional basis subject to determination of eligibility**

1. Always keep the Examination Admit Card/Roll No. Slip with you and show it the supervisory staff/inspection team on duty as and when required/demanded.
2. No candidate shall be allowed to carry inside the Examination Hall, any textual material, printed or written, bits of paper or any other material of like nature. If any candidate is found in possession of such material after commencement of examination- whether in use or not- he/she is liable to be disqualified. Cellular phones, pager and other Electronic devices are not allowed during the examination. Candidates must deposit these items in the custody of the supervisory staff well before the commencement of the Examination.
3. A candidate, who reports after 30 minutes of the commencement of the Examination, shall not be permitted to take the Examination.
4. Write your Roll No./Enrollment No. neatly and correctly on the right side of Answer Book in the box shown below the caption "To be filled by the candidate".
5. Write carefully the Name of Examination, Name of the Subject, Name of Paper/Course, Date of Examination at two places viz on the right side and on the left side of the cover page of the Answer Book at the space provided for purpose.
6. Mention the same Question No. against the answer of a question as given in the Question paper.
7. **After the declaration of result**, if the result of any candidate is captioned as PMA/LO/IR/DE/, he/she should immediately bring it to the notice of the Tabulation Section of Examination Wing within 15 days positively, failing which no claim whatsoever shall be entertained.
8. If a candidate appears in the subject/paper in which He/She is not otherwise eligible, His/Her examination to that subject/paper shall stand automatically cancelled and the candidate will have no claim whatsoever.



# University of Kashmir, Srinagar

## Admit Card

UG 5TH & 6TH Semester Backlog Examination Batch-2015.

<b>Course:</b>	<b>BA</b>	<b>Roll No:</b>	<b>20561804</b>
<b>Session:</b>	<b>Bi-Ann</b>	<b>Year:</b>	<b>2020</b>
<b>Name of the Candidate:</b>	HUMEERA JAN		
<b>Son/Daughter of:</b>	PEERZADA MEARAJ UD DIN		
<b>Centre No:</b>	2		
<b>Name of the Centre:</b>	GOVT DEGREE COLLEGE, ANANTNAG (BOYS)		
<b>Subject(s) in which to be Examined:</b>	ENG06-EC06		



Please admit the candidate (Provisionally) in the center for the subjects(s) mentioned in the statement to be held on the dates as given in the Date Sheet

**Sd/-**  
**Deputy controller of Examination**

### Important Examination and Result Guidelines:

While attempting your question paper in the examination hall, you have to strictly abide by various instructions which are printed on the cover page of each Answer Book. Some of the important guidelines are reproduced here for your benefit.

**Note: The appearance of the candidate is purely on provisional basis subject to determination of eligibility**


1. Always keep the Examination Admit Card/Roll No. Slip with you and show it the supervisory staff/inspection team on duty as and when required/demanded.
2. No candidate shall be allowed to carry inside the Examination Hall, any textual material, printed or written, bits of paper or any other material of like nature. If any candidate is found in possession of such material after commencement of examination- whether in use or not- he/she is liable to be disqualified. Cellular phones, pager and other Electronic devices are not allowed during the examination. Candidates must deposit these items in the custody of the supervisory staff well before the commencement of the Examination.
3. A candidate, who reports after 30 minutes of the commencement of the Examination, shall not be permitted to take the Examination.
4. Write your Roll No./Enrollment No. neatly and correctly on the right side of Answer Book in the box shown below the caption "To be filled by the candidate".
5. Write carefully the Name of Examination, Name of the Subject, Name of Paper/Course, Date of Examination at two places viz on the right side and on the left side of the cover page of the Answer Book at the space provided for purpose.
6. Mention the same Question No. against the answer of a question as given in the Question paper.
7. **After the declaration of result**, if the result of any candidate is captioned as PMA/LO/IR/DE/, he/she should immediately bring it to the notice of the Tabulation Section of Examination Wing within 15 days positively, failing which no claim whatsoever shall be entertained.
8. If a candidate appears in the subject/paper in which He/She is not otherwise eligible, His/Her examination to that subject/paper shall stand automatically cancelled and the candidate will have no claim whatsoever.



# University of Kashmir, Srinagar

## Admit Card

UG 5TH & 6TH Semester Backlog Examination Batch-2015.

<b>Course:</b>	<b>BA</b>	<b>Roll No:</b>	<b>20561805</b>
<b>Session:</b>	Bi-Ann	<b>Year:</b>	2020
<b>Name of the Candidate:</b>	NELOFAR JAN		
<b>Son/Daughter of:</b>	BASHIR AHMED CHESTI		
<b>Centre No:</b>	2		
<b>Name of the Centre:</b>	GOVT DEGREE COLLEGE, ANANTNAG (BOYS)		
<b>Subject(s) in which to be Examined:</b>	ED06		

Please admit the candidate (Provisionally) in the center for the subjects(s) mentioned in the statement to be held on the dates as given in the Date Sheet

**Sd/-**  
**Deputy controller of Examination**

### Important Examination and Result Guidelines:

While attempting your question paper in the examination hall, you have to strictly abide by various instructions which are printed on the cover page of each Answer Book. Some of the important guidelines are reproduced here for your benefit.

**Note: The appearance of the candidate is purely on provisional basis subject to determination of eligibility**

1. Always keep the Examination Admit Card/Roll No. Slip with you and show it the supervisory staff/inspection team on duty as and when required/demanded.
2. No candidate shall be allowed to carry inside the Examination Hall, any textual material, printed or written, bits of paper or any other material of like nature. If any candidate is found in possession of such material after commencement of examination- whether in use or not- he/she is liable to be disqualified. Cellular phones, pager and other Electronic devices are not allowed during the examination. Candidates must deposit these items in the custody of the supervisory staff well before the commencement of the Examination.
3. A candidate, who reports after 30 minutes of the commencement of the Examination, shall not be permitted to take the Examination.
4. Write your Roll No./Enrollment No. neatly and correctly on the right side of Answer Book in the box shown below the caption "To be filled by the candidate".
5. Write carefully the Name of Examination, Name of the Subject, Name of Paper/Course, Date of Examination at two places viz on the right side and on the left side of the cover page of the Answer Book at the space provided for purpose.
6. Mention the same Question No. against the answer of a question as given in the Question paper.
7. **After the declaration of result**, if the result of any candidate is captioned as PMA/LO/IR/DE/, he/she should immediately bring it to the notice of the Tabulation Section of Examination Wing within 15 days positively, failing which no claim whatsoever shall be entertained.
8. If a candidate appears in the subject/paper in which He/She is not otherwise eligible, His/Her examination to that subject/paper shall stand automatically cancelled and the candidate will have no claim whatsoever.






# University of Kashmir, Srinagar

## Admit Card

UG 5TH & 6TH Semester Backlog Examination Batch-2015.

<b>Course:</b>	<b>BA</b>	<b>Roll No:</b>	<b>20561806</b>
<b>Session:</b>	<b>Bi-Ann</b>	<b>Year:</b>	<b>2020</b>
<b>Name of the Candidate:</b>	ASMAT IMTIYAZ		
<b>Son/Daughter of:</b>	MOHD IMTIYAZ MALIK		
<b>Centre No:</b>	2		
<b>Name of the Centre:</b>	GOVT DEGREE COLLEGE, ANANTNAG (BOYS)		
<b>Subject(s) in which to be Examined:</b>	PS06-SO06		

Please admit the candidate (Provisionally) in the center for the subjects(s) mentioned in the statement to be held on the dates as given in the Date Sheet

**Sd/-**  
**Deputy controller of Examination**

### Important Examination and Result Guidelines:

While attempting your question paper in the examination hall, you have to strictly abide by various instructions which are printed on the cover page of each Answer Book. Some of the important guidelines are reproduced here for your benefit.

**Note: The appearance of the candidate is purely on provisional basis subject to determination of eligibility**


1. Always keep the Examination Admit Card/Roll No. Slip with you and show it the supervisory staff/inspection team on duty as and when required/demanded.
2. No candidate shall be allowed to carry inside the Examination Hall, any textual material, printed or written, bits of paper or any other material of like nature. If any candidate is found in possession of such material after commencement of examination- whether in use or not- he/she is liable to be disqualified. Cellular phones, pager and other Electronic devices are not allowed during the examination. Candidates must deposit these items in the custody of the supervisory staff well before the commencement of the Examination.
3. A candidate, who reports after 30 minutes of the commencement of the Examination, shall not be permitted to take the Examination.
4. Write your Roll No./Enrollment No. neatly and correctly on the right side of Answer Book in the box shown below the caption "To be filled by the candidate".
5. Write carefully the Name of Examination, Name of the Subject, Name of Paper/Course, Date of Examination at two places viz on the right side and on the left side of the cover page of the Answer Book at the space provided for purpose.
6. Mention the same Question No. against the answer of a question as given in the Question paper.
7. **After the declaration of result**, if the result of any candidate is captioned as PMA/LO/IR/DE/, he/she should immediately bring it to the notice of the Tabulation Section of Examination Wing within 15 days positively, failing which no claim whatsoever shall be entertained.
8. If a candidate appears in the subject/paper in which He/She is not otherwise eligible, His/Her examination to that subject/paper shall stand automatically cancelled and the candidate will have no claim whatsoever.



# University of Kashmir, Srinagar

## Admit Card

UG 5TH & 6TH Semester Backlog Examination Batch-2015.

<b>Course:</b>	<b>BA</b>	<b>Roll No:</b>	<b>20561807</b>
<b>Session:</b>	Bi-Ann	<b>Year:</b>	2020
<b>Name of the Candidate:</b>	RUBIYA JAN		
<b>Son/Daughter of:</b>	MOHD SHAFI MIR		
<b>Centre No:</b>	2		
<b>Name of the Centre:</b>	GOVT DEGREE COLLEGE, ANANTNAG (BOYS)		
<b>Subject(s) in which to be Examined:</b>	PS06		

Please admit the candidate (Provisionally) in the center for the subjects(s) mentioned in the statement to be held on the dates as given in the Date Sheet

Sd/-  
Deputy controller of Examination

### Important Examination and Result Guidelines:

While attempting your question paper in the examination hall, you have to strictly abide by various instructions which are printed on the cover page of each Answer Book. Some of the important guidelines are reproduced here for your benefit.

**Note: The appearance of the candidate is purely on provisional basis subject to determination of eligibility**

1. Always keep the Examination Admit Card/Roll No. Slip with you and show it the supervisory staff/inspection team on duty as and when required/demanded.
2. No candidate shall be allowed to carry inside the Examination Hall, any textual material, printed or written, bits of paper or any other material of like nature. If any candidate is found in possession of such material after commencement of examination- whether in use or not- he/she is liable to be disqualified. Cellular phones, pager and other Electronic devices are not allowed during the examination. Candidates must deposit these items in the custody of the supervisory staff well before the commencement of the Examination.
3. A candidate, who reports after 30 minutes of the commencement of the Examination, shall not be permitted to take the Examination.
4. Write your Roll No./Enrollment No. neatly and correctly on the right side of Answer Book in the box shown below the caption "To be filled by the candidate".
5. Write carefully the Name of Examination, Name of the Subject, Name of Paper/Course, Date of Examination at two places viz on the right side and on the left side of the cover page of the Answer Book at the space provided for purpose.
6. Mention the same Question No. against the answer of a question as given in the Question paper.
7. **After the declaration of result**, if the result of any candidate is captioned as PMA/LO/IR/DE/, he/she should immediately bring it to the notice of the Tabulation Section of Examination Wing within 15 days positively, failing which no claim whatsoever shall be entertained.
8. If a candidate appears in the subject/paper in which He/She is not otherwise eligible, His/Her examination to that subject/paper shall stand automatically cancelled and the candidate will have no claim whatsoever.



# University of Kashmir, Srinagar

## Admit Card

UG 5TH & 6TH Semester Backlog Examination Batch-2015.

<b>Course:</b>	<b>BA</b>	<b>Roll No:</b>	<b>20561808</b>
<b>Session:</b>	Bi-Ann	<b>Year:</b>	2020
<b>Name of the Candidate:</b>	UNJMAN RASHID		
<b>Son/Daughter of:</b>	AB RASHID SHAH		
<b>Centre No:</b>	2		
<b>Name of the Centre:</b>	GOVT DEGREE COLLEGE, ANANTNAG (BOYS)		
<b>Subject(s) in which to be Examined:</b>	KMR06		



Please admit the candidate (Provisionally) in the center for the subjects(s) mentioned in the statement to be held on the dates as given in the Date Sheet

**Sd/-**  
**Deputy controller of Examination**

### Important Examination and Result Guidelines:

While attempting your question paper in the examination hall, you have to strictly abide by various instructions which are printed on the cover page of each Answer Book. Some of the important guidelines are reproduced here for your benefit.

**Note: The appearance of the candidate is purely on provisional basis subject to determination of eligibility**

1. Always keep the Examination Admit Card/Roll No. Slip with you and show it the supervisory staff/inspection team on duty as and when required/demanded.
2. No candidate shall be allowed to carry inside the Examination Hall, any textual material, printed or written, bits of paper or any other material of like nature. If any candidate is found in possession of such material after commencement of examination- whether in use or not- he/she is liable to be disqualified. Cellular phones, pager and other Electronic devices are not allowed during the examination. Candidates must deposit these items in the custody of the supervisory staff well before the commencement of the Examination.
3. A candidate, who reports after 30 minutes of the commencement of the Examination, shall not be permitted to take the Examination.
4. Write your Roll No./Enrollment No. neatly and correctly on the right side of Answer Book in the box shown below the caption "To be filled by the candidate".
5. Write carefully the Name of Examination, Name of the Subject, Name of Paper/Course, Date of Examination at two places viz on the right side and on the left side of the cover page of the Answer Book at the space provided for purpose.
6. Mention the same Question No. against the answer of a question as given in the Question paper.
7. **After the declaration of result**, if the result of any candidate is captioned as PMA/LO/IR/DE/, he/she should immediately bring it to the notice of the Tabulation Section of Examination Wing within 15 days positively, failing which no claim whatsoever shall be entertained.
8. If a candidate appears in the subject/paper in which He/She is not otherwise eligible, His/Her examination to that subject/paper shall stand automatically cancelled and the candidate will have no claim whatsoever.



# University of Kashmir, Srinagar

## Admit Card

UG 5TH & 6TH Semester Backlog Examination Batch-2015.

<b>Course:</b>	<b>BA</b>	<b>Roll No:</b>	<b>20561809</b>
<b>Session:</b>	<b>Bi-Ann</b>	<b>Year:</b>	<b>2020</b>
<b>Name of the Candidate:</b>	UZMA SHOWKAT		
<b>Son/Daughter of:</b>	SHOWKAT AHMAD BHAT		
<b>Centre No:</b>	2		
<b>Name of the Centre:</b>	GOVT DEGREE COLLEGE, ANANTNAG (BOYS)		
<b>Subject(s) in which to be Examined:</b>	AR06		



Please admit the candidate (Provisionally) in the center for the subjects(s) mentioned in the statement to be held on the dates as given in the Date Sheet

**Sd/-**  
**Deputy controller of Examination**

### Important Examination and Result Guidelines:

While attempting your question paper in the examination hall, you have to strictly abide by various instructions which are printed on the cover page of each Answer Book. Some of the important guidelines are reproduced here for your benefit.

**Note: The appearance of the candidate is purely on provisional basis subject to determination of eligibility**


1. Always keep the Examination Admit Card/Roll No. Slip with you and show it the supervisory staff/inspection team on duty as and when required/demanded.
2. No candidate shall be allowed to carry inside the Examination Hall, any textual material, printed or written, bits of paper or any other material of like nature. If any candidate is found in possession of such material after commencement of examination- whether in use or not- he/she is liable to be disqualified. Cellular phones, pager and other Electronic devices are not allowed during the examination. Candidates must deposit these items in the custody of the supervisory staff well before the commencement of the Examination.
3. A candidate, who reports after 30 minutes of the commencement of the Examination, shall not be permitted to take the Examination.
4. Write your Roll No./Enrollment No. neatly and correctly on the right side of Answer Book in the box shown below the caption "To be filled by the candidate".
5. Write carefully the Name of Examination, Name of the Subject, Name of Paper/Course, Date of Examination at two places viz on the right side and on the left side of the cover page of the Answer Book at the space provided for purpose.
6. Mention the same Question No. against the answer of a question as given in the Question paper.
7. **After the declaration of result**, if the result of any candidate is captioned as PMA/LO/IR/DE/, he/she should immediately bring it to the notice of the Tabulation Section of Examination Wing within 15 days positively, failing which no claim whatsoever shall be entertained.
8. If a candidate appears in the subject/paper in which He/She is not otherwise eligible, His/Her examination to that subject/paper shall stand automatically cancelled and the candidate will have no claim whatsoever.



# University of Kashmir, Srinagar

## Admit Card

UG 5TH & 6TH Semester Backlog Examination Batch-2015.

<b>Course:</b>	<b>BA</b>	<b>Roll No:</b>	<b>20561810</b>
<b>Session:</b>	<b>Bi-Ann</b>	<b>Year:</b>	<b>2020</b>
<b>Name of the Candidate:</b>	SHUJAUT HASSAN		
<b>Son/Daughter of:</b>	GH HASSAN SHAH		
<b>Centre No:</b>	2		
<b>Name of the Centre:</b>	GOVT DEGREE COLLEGE, ANANTNAG (BOYS)		
<b>Subject(s) in which to be Examined:</b>	ED06-UR06		

Please admit the candidate (Provisionally) in the center for the subjects(s) mentioned in the statement to be held on the dates as given in the Date Sheet

**Sd/-**  
**Deputy controller of Examination**

### Important Examination and Result Guidelines:

While attempting your question paper in the examination hall, you have to strictly abide by various instructions which are printed on the cover page of each Answer Book. Some of the important guidelines are reproduced here for your benefit.

**Note: The appearance of the candidate is purely on provisional basis subject to determination of eligibility**


1. Always keep the Examination Admit Card/Roll No. Slip with you and show it the supervisory staff/inspection team on duty as and when required/demanded.
2. No candidate shall be allowed to carry inside the Examination Hall, any textual material, printed or written, bits of paper or any other material of like nature. If any candidate is found in possession of such material after commencement of examination- whether in use or not- he/she is liable to be disqualified. Cellular phones, pager and other Electronic devices are not allowed during the examination. Candidates must deposit these items in the custody of the supervisory staff well before the commencement of the Examination.
3. A candidate, who reports after 30 minutes of the commencement of the Examination, shall not be permitted to take the Examination.
4. Write your Roll No./Enrollment No. neatly and correctly on the right side of Answer Book in the box shown below the caption "To be filled by the candidate".
5. Write carefully the Name of Examination, Name of the Subject, Name of Paper/Course, Date of Examination at two places viz on the right side and on the left side of the cover page of the Answer Book at the space provided for purpose.
6. Mention the same Question No. against the answer of a question as given in the Question paper.
7. **After the declaration of result**, if the result of any candidate is captioned as PMA/LO/IR/DE/, he/she should immediately bring it to the notice of the Tabulation Section of Examination Wing within 15 days positively, failing which no claim whatsoever shall be entertained.
8. If a candidate appears in the subject/paper in which He/She is not otherwise eligible, His/Her examination to that subject/paper shall stand automatically cancelled and the candidate will have no claim whatsoever.



# University of Kashmir, Srinagar

## Admit Card

UG 5TH & 6TH Semester Backlog Examination Batch-2015.

<b>Course:</b>	<b>BA</b>	<b>Roll No:</b>	<b>20561811</b>
<b>Session:</b>	<b>Bi-Ann</b>	<b>Year:</b>	<b>2020</b>
<b>Name of the Candidate:</b>	HUMIRA SALAM		
<b>Son/Daughter of:</b>	ABDUL SALAM BHAT		
<b>Centre No:</b>	2		
<b>Name of the Centre:</b>	GOVT DEGREE COLLEGE, ANANTNAG (BOYS)		
<b>Subject(s) in which to be Examined:</b>	PS06		

Please admit the candidate (Provisionally) in the center for the subjects(s) mentioned in the statement to be held on the dates as given in the Date Sheet

**Sd/-**  
**Deputy controller of Examination**

### Important Examination and Result Guidelines:

While attempting your question paper in the examination hall, you have to strictly abide by various instructions which are printed on the cover page of each Answer Book. Some of the important guidelines are reproduced here for your benefit.

**Note: The appearance of the candidate is purely on provisional basis subject to determination of eligibility**


1. Always keep the Examination Admit Card/Roll No. Slip with you and show it the supervisory staff/inspection team on duty as and when required/demanded.
2. No candidate shall be allowed to carry inside the Examination Hall, any textual material, printed or written, bits of paper or any other material of like nature. If any candidate is found in possession of such material after commencement of examination- whether in use or not- he/she is liable to be disqualified. Cellular phones, pager and other Electronic devices are not allowed during the examination. Candidates must deposit these items in the custody of the supervisory staff well before the commencement of the Examination.
3. A candidate, who reports after 30 minutes of the commencement of the Examination, shall not be permitted to take the Examination.
4. Write your Roll No./Enrollment No. neatly and correctly on the right side of Answer Book in the box shown below the caption "To be filled by the candidate".
5. Write carefully the Name of Examination, Name of the Subject, Name of Paper/Course, Date of Examination at two places viz on the right side and on the left side of the cover page of the Answer Book at the space provided for purpose.
6. Mention the same Question No. against the answer of a question as given in the Question paper.
7. **After the declaration of result**, if the result of any candidate is captioned as PMA/LO/IR/DE/, he/she should immediately bring it to the notice of the Tabulation Section of Examination Wing within 15 days positively, failing which no claim whatsoever shall be entertained.
8. If a candidate appears in the subject/paper in which He/She is not otherwise eligible, His/Her examination to that subject/paper shall stand automatically cancelled and the candidate will have no claim whatsoever.



# University of Kashmir, Srinagar

## Admit Card

UG 5TH & 6TH Semester Backlog Examination Batch-2015.

<b>Course:</b>	<b>BA</b>	<b>Roll No:</b>	<b>20561812</b>
<b>Session:</b>	<b>Bi-Ann</b>	<b>Year:</b>	<b>2020</b>
<b>Name of the Candidate:</b>	NUZHAT JAN BAIG		
<b>Son/Daughter of:</b>	ABDUL RASHID BAIG		
<b>Centre No:</b>	2		
<b>Name of the Centre:</b>	GOVT DEGREE COLLEGE, ANANTNAG (BOYS)		
<b>Subject(s) in which to be Examined:</b>	ED06		

Please admit the candidate (Provisionally) in the center for the subjects(s) mentioned in the statement to be held on the dates as given in the Date Sheet

**Sd/-**  
**Deputy controller of Examination**

### Important Examination and Result Guidelines:

While attempting your question paper in the examination hall, you have to strictly abide by various instructions which are printed on the cover page of each Answer Book. Some of the important guidelines are reproduced here for your benefit.

**Note: The appearance of the candidate is purely on provisional basis subject to determination of eligibility**

1. Always keep the Examination Admit Card/Roll No. Slip with you and show it the supervisory staff/inspection team on duty as and when required/demanded.
2. No candidate shall be allowed to carry inside the Examination Hall, any textual material, printed or written, bits of paper or any other material of like nature. If any candidate is found in possession of such material after commencement of examination- whether in use or not- he/she is liable to be disqualified. Cellular phones, pager and other Electronic devices are not allowed during the examination. Candidates must deposit these items in the custody of the supervisory staff well before the commencement of the Examination.
3. A candidate, who reports after 30 minutes of the commencement of the Examination, shall not be permitted to take the Examination.
4. Write your Roll No./Enrollment No. neatly and correctly on the right side of Answer Book in the box shown below the caption "To be filled by the candidate".
5. Write carefully the Name of Examination, Name of the Subject, Name of Paper/Course, Date of Examination at two places viz on the right side and on the left side of the cover page of the Answer Book at the space provided for purpose.
6. Mention the same Question No. against the answer of a question as given in the Question paper.
7. **After the declaration of result**, if the result of any candidate is captioned as PMA/LO/IR/DE/, he/she should immediately bring it to the notice of the Tabulation Section of Examination Wing within 15 days positively, failing which no claim whatsoever shall be entertained.
8. If a candidate appears in the subject/paper in which He/She is not otherwise eligible, His/Her examination to that subject/paper shall stand automatically cancelled and the candidate will have no claim whatsoever.



# University of Kashmir, Srinagar

## Admit Card

UG 5TH & 6TH Semester Backlog Examination Batch-2015.

<b>Course:</b>	<b>BA</b>	<b>Roll No:</b>	<b>20561813</b>
<b>Session:</b>	Bi-Ann	<b>Year:</b>	2020
<b>Name of the Candidate:</b>	ALIYA AYOUB		
<b>Son/Daughter of:</b>	MOHD AYOUB BHAT		
<b>Centre No:</b>	2		
<b>Name of the Centre:</b>	GOVT DEGREE COLLEGE, ANANTNAG (BOYS)		
<b>Subject(s) in which to be Examined:</b>	ED06-AR06		



Please admit the candidate (Provisionally) in the center for the subjects(s) mentioned in the statement to be held on the dates as given in the Date Sheet

Sd/-  
Deputy controller of Examination

### Important Examination and Result Guidelines:

While attempting your question paper in the examination hall, you have to strictly abide by various instructions which are printed on the cover page of each Answer Book. Some of the important guidelines are reproduced here for your benefit.

**Note: The appearance of the candidate is purely on provisional basis subject to determination of eligibility**

1. Always keep the Examination Admit Card/Roll No. Slip with you and show it the supervisory staff/inspection team on duty as and when required/demanded.
2. No candidate shall be allowed to carry inside the Examination Hall, any textual material, printed or written, bits of paper or any other material of like nature. If any candidate is found in possession of such material after commencement of examination- whether in use or not- he/she is liable to be disqualified. Cellular phones, pager and other Electronic devices are not allowed during the examination. Candidates must deposit these items in the custody of the supervisory staff well before the commencement of the Examination.
3. A candidate, who reports after 30 minutes of the commencement of the Examination, shall not be permitted to take the Examination.
4. Write your Roll No./Enrollment No. neatly and correctly on the right side of Answer Book in the box shown below the caption "To be filled by the candidate".
5. Write carefully the Name of Examination, Name of the Subject, Name of Paper/Course, Date of Examination at two places viz on the right side and on the left side of the cover page of the Answer Book at the space provided for purpose.
6. Mention the same Question No. against the answer of a question as given in the Question paper.
7. **After the declaration of result**, if the result of any candidate is captioned as PMA/LO/IR/DE/, he/she should immediately bring it to the notice of the Tabulation Section of Examination Wing within 15 days positively, failing which no claim whatsoever shall be entertained.
8. If a candidate appears in the subject/paper in which He/She is not otherwise eligible, His/Her examination to that subject/paper shall stand automatically cancelled and the candidate will have no claim whatsoever.





# University of Kashmir, Srinagar

## Admit Card

UG 5TH & 6TH Semester Backlog Examination Batch-2015.

<b>Course:</b>	<b>BA</b>	<b>Roll No:</b>	<b>20561814</b>
<b>Session:</b>	<b>Bi-Ann</b>	<b>Year:</b>	<b>2020</b>
<b>Name of the Candidate:</b>	MEENU ALTAF		
<b>Son/Daughter of:</b>	MOHD ALTAF GANAI		
<b>Centre No:</b>	2		
<b>Name of the Centre:</b>	GOVT DEGREE COLLEGE, ANANTNAG (BOYS)		
<b>Subject(s) in which to be Examined:</b>	ENG06		



Please admit the candidate (Provisionally) in the center for the subjects(s) mentioned in the statement to be held on the dates as given in the Date Sheet

**Sd/-**  
**Deputy controller of Examination**

### Important Examination and Result Guidelines:

While attempting your question paper in the examination hall, you have to strictly abide by various instructions which are printed on the cover page of each Answer Book. Some of the important guidelines are reproduced here for your benefit.

**Note: The appearance of the candidate is purely on provisional basis subject to determination of eligibility**

1. Always keep the Examination Admit Card/Roll No. Slip with you and show it the supervisory staff/inspection team on duty as and when required/demanded.
2. No candidate shall be allowed to carry inside the Examination Hall, any textual material, printed or written, bits of paper or any other material of like nature. If any candidate is found in possession of such material after commencement of examination- whether in use or not- he/she is liable to be disqualified. Cellular phones, pager and other Electronic devices are not allowed during the examination. Candidates must deposit these items in the custody of the supervisory staff well before the commencement of the Examination.
3. A candidate, who reports after 30 minutes of the commencement of the Examination, shall not be permitted to take the Examination.
4. Write your Roll No./Enrollment No. neatly and correctly on the right side of Answer Book in the box shown below the caption "To be filled by the candidate".
5. Write carefully the Name of Examination, Name of the Subject, Name of Paper/Course, Date of Examination at two places viz on the right side and on the left side of the cover page of the Answer Book at the space provided for purpose.
6. Mention the same Question No. against the answer of a question as given in the Question paper.
7. **After the declaration of result**, if the result of any candidate is captioned as PMA/LO/IR/DE/, he/she should immediately bring it to the notice of the Tabulation Section of Examination Wing within 15 days positively, failing which no claim whatsoever shall be entertained.
8. If a candidate appears in the subject/paper in which He/She is not otherwise eligible, His/Her examination to that subject/paper shall stand automatically cancelled and the candidate will have no claim whatsoever.



# University of Kashmir, Srinagar

## Admit Card

UG 5TH & 6TH Semester Backlog Examination Batch-2015.

<b>Course:</b>	<b>BA</b>	<b>Roll No:</b>	<b>20561815</b>
<b>Session:</b>	<b>Bi-Ann</b>	<b>Year:</b>	<b>2020</b>
<b>Name of the Candidate:</b>	BISMA JAN		
<b>Son/Daughter of:</b>	GH NABI BHAT		
<b>Centre No:</b>	2		
<b>Name of the Centre:</b>	GOVT DEGREE COLLEGE, ANANTNAG (BOYS)		
<b>Subject(s) in which to be Examined:</b>	PSY06-SO06-		



Please admit the candidate (Provisionally) in the center for the subjects(s) mentioned in the statement to be held on the dates as given in the Date Sheet

**Sd/-**  
**Deputy controller of Examination**

### Important Examination and Result Guidelines:

While attempting your question paper in the examination hall, you have to strictly abide by various instructions which are printed on the cover page of each Answer Book. Some of the important guidelines are reproduced here for your benefit.

**Note: The appearance of the candidate is purely on provisional basis subject to determination of eligibility**


1. Always keep the Examination Admit Card/Roll No. Slip with you and show it the supervisory staff/inspection team on duty as and when required/demanded.
2. No candidate shall be allowed to carry inside the Examination Hall, any textual material, printed or written, bits of paper or any other material of like nature. If any candidate is found in possession of such material after commencement of examination- whether in use or not- he/she is liable to be disqualified. Cellular phones, pager and other Electronic devices are not allowed during the examination. Candidates must deposit these items in the custody of the supervisory staff well before the commencement of the Examination.
3. A candidate, who reports after 30 minutes of the commencement of the Examination, shall not be permitted to take the Examination.
4. Write your Roll No./Enrollment No. neatly and correctly on the right side of Answer Book in the box shown below the caption "To be filled by the candidate".
5. Write carefully the Name of Examination, Name of the Subject, Name of Paper/Course, Date of Examination at two places viz on the right side and on the left side of the cover page of the Answer Book at the space provided for purpose.
6. Mention the same Question No. against the answer of a question as given in the Question paper.
7. **After the declaration of result**, if the result of any candidate is captioned as PMA/LO/IR/DE/, he/she should immediately bring it to the notice of the Tabulation Section of Examination Wing within 15 days positively, failing which no claim whatsoever shall be entertained.
8. If a candidate appears in the subject/paper in which He/She is not otherwise eligible, His/Her examination to that subject/paper shall stand automatically cancelled and the candidate will have no claim whatsoever.



# University of Kashmir, Srinagar

## Admit Card

UG 5TH & 6TH Semester Backlog Examination Batch-2015.

<b>Course:</b>	<b>BA</b>	<b>Roll No:</b>	<b>20561816</b>
<b>Session:</b>	<b>Bi-Ann</b>	<b>Year:</b>	<b>2020</b>
<b>Name of the Candidate:</b>	SAIMA AKHTER		
<b>Son/Daughter of:</b>	ALI MOHAMMAD BHAT		
<b>Centre No:</b>	2		
<b>Name of the Centre:</b>	GOVT DEGREE COLLEGE, ANANTNAG (BOYS)		
<b>Subject(s) in which to be Examined:</b>	ENG06		

Please admit the candidate (Provisionally) in the center for the subjects(s) mentioned in the statement to be held on the dates as given in the Date Sheet

**Sd/-**  
**Deputy controller of Examination**

### Important Examination and Result Guidelines:

While attempting your question paper in the examination hall, you have to strictly abide by various instructions which are printed on the cover page of each Answer Book. Some of the important guidelines are reproduced here for your benefit.

**Note: The appearance of the candidate is purely on provisional basis subject to determination of eligibility**

1. Always keep the Examination Admit Card/Roll No. Slip with you and show it the supervisory staff/inspection team on duty as and when required/demanded.
2. No candidate shall be allowed to carry inside the Examination Hall, any textual material, printed or written, bits of paper or any other material of like nature. If any candidate is found in possession of such material after commencement of examination- whether in use or not- he/she is liable to be disqualified. Cellular phones, pager and other Electronic devices are not allowed during the examination. Candidates must deposit these items in the custody of the supervisory staff well before the commencement of the Examination.
3. A candidate, who reports after 30 minutes of the commencement of the Examination, shall not be permitted to take the Examination.
4. Write your Roll No./Enrollment No. neatly and correctly on the right side of Answer Book in the box shown below the caption "To be filled by the candidate".
5. Write carefully the Name of Examination, Name of the Subject, Name of Paper/Course, Date of Examination at two places viz on the right side and on the left side of the cover page of the Answer Book at the space provided for purpose.
6. Mention the same Question No. against the answer of a question as given in the Question paper.
7. **After the declaration of result**, if the result of any candidate is captioned as PMA/LO/IR/DE/, he/she should immediately bring it to the notice of the Tabulation Section of Examination Wing within 15 days positively, failing which no claim whatsoever shall be entertained.
8. If a candidate appears in the subject/paper in which He/She is not otherwise eligible, His/Her examination to that subject/paper shall stand automatically cancelled and the candidate will have no claim whatsoever.



# University of Kashmir, Srinagar

## Admit Card

UG 5TH & 6TH Semester Backlog Examination Batch-2015.

<b>Course:</b>	<b>BA</b>	<b>Roll No:</b>	<b>20561817</b>
<b>Session:</b>	Bi-Ann	<b>Year:</b>	2020
<b>Name of the Candidate:</b>	SAIMA JAN		
<b>Son/Daughter of:</b>	AB GAFFAR WANI		
<b>Centre No:</b>	2		
<b>Name of the Centre:</b>	GOVT DEGREE COLLEGE, ANANTNAG (BOYS)		
<b>Subject(s) in which to be Examined:</b>	UR06		



Please admit the candidate (Provisionally) in the center for the subjects(s) mentioned in the statement to be held on the dates as given in the Date Sheet

**Sd/-**  
**Deputy controller of Examination**

### Important Examination and Result Guidelines:

While attempting your question paper in the examination hall, you have to strictly abide by various instructions which are printed on the cover page of each Answer Book. Some of the important guidelines are reproduced here for your benefit.

**Note: The appearance of the candidate is purely on provisional basis subject to determination of eligibility**


1. Always keep the Examination Admit Card/Roll No. Slip with you and show it the supervisory staff/inspection team on duty as and when required/demanded.
2. No candidate shall be allowed to carry inside the Examination Hall, any textual material, printed or written, bits of paper or any other material of like nature. If any candidate is found in possession of such material after commencement of examination- whether in use or not- he/she is liable to be disqualified. Cellular phones, pager and other Electronic devices are not allowed during the examination. Candidates must deposit these items in the custody of the supervisory staff well before the commencement of the Examination.
3. A candidate, who reports after 30 minutes of the commencement of the Examination, shall not be permitted to take the Examination.
4. Write your Roll No./Enrollment No. neatly and correctly on the right side of Answer Book in the box shown below the caption "To be filled by the candidate".
5. Write carefully the Name of Examination, Name of the Subject, Name of Paper/Course, Date of Examination at two places viz on the right side and on the left side of the cover page of the Answer Book at the space provided for purpose.
6. Mention the same Question No. against the answer of a question as given in the Question paper.
7. **After the declaration of result**, if the result of any candidate is captioned as PMA/LO/IR/DE/, he/she should immediately bring it to the notice of the Tabulation Section of Examination Wing within 15 days positively, failing which no claim whatsoever shall be entertained.
8. If a candidate appears in the subject/paper in which He/She is not otherwise eligible, His/Her examination to that subject/paper shall stand automatically cancelled and the candidate will have no claim whatsoever.



# University of Kashmir, Srinagar

## Admit Card

UG 5TH & 6TH Semester Backlog Examination Batch-2015.

<b>Course:</b>	<b>BA</b>	<b>Roll No:</b>	<b>20561818</b>
<b>Session:</b>	<b>Bi-Ann</b>	<b>Year:</b>	<b>2020</b>
<b>Name of the Candidate:</b>	SAIKA HUSSAIN		
<b>Son/Daughter of:</b>	MOHD HUSSAIN MIR		
<b>Centre No:</b>	2		
<b>Name of the Centre:</b>	GOVT DEGREE COLLEGE, ANANTNAG (BOYS)		
<b>Subject(s) in which to be Examined:</b>	ENG06		

Please admit the candidate (Provisionally) in the center for the subjects(s) mentioned in the statement to be held on the dates as given in the Date Sheet

Sd/-  
Deputy controller of Examination

### Important Examination and Result Guidelines:

While attempting your question paper in the examination hall, you have to strictly abide by various instructions which are printed on the cover page of each Answer Book. Some of the important guidelines are reproduced here for your benefit.

**Note: The appearance of the candidate is purely on provisional basis subject to determination of eligibility**


1. Always keep the Examination Admit Card/Roll No. Slip with you and show it the supervisory staff/inspection team on duty as and when required/demanded.
2. No candidate shall be allowed to carry inside the Examination Hall, any textual material, printed or written, bits of paper or any other material of like nature. If any candidate is found in possession of such material after commencement of examination- whether in use or not- he/she is liable to be disqualified. Cellular phones, pager and other Electronic devices are not allowed during the examination. Candidates must deposit these items in the custody of the supervisory staff well before the commencement of the Examination.
3. A candidate, who reports after 30 minutes of the commencement of the Examination, shall not be permitted to take the Examination.
4. Write your Roll No./Enrollment No. neatly and correctly on the right side of Answer Book in the box shown below the caption "To be filled by the candidate".
5. Write carefully the Name of Examination, Name of the Subject, Name of Paper/Course, Date of Examination at two places viz on the right side and on the left side of the cover page of the Answer Book at the space provided for purpose.
6. Mention the same Question No. against the answer of a question as given in the Question paper.
7. **After the declaration of result**, if the result of any candidate is captioned as PMA/LO/IR/DE/, he/she should immediately bring it to the notice of the Tabulation Section of Examination Wing within 15 days positively, failing which no claim whatsoever shall be entertained.
8. If a candidate appears in the subject/paper in which He/She is not otherwise eligible, His/Her examination to that subject/paper shall stand automatically cancelled and the candidate will have no claim whatsoever.



# University of Kashmir, Srinagar

## Admit Card

UG 5TH & 6TH Semester Backlog Examination Batch-2015.

<b>Course:</b>	<b>BA</b>	<b>Roll No:</b>	<b>20561819</b>
<b>Session:</b>	<b>Bi-Ann</b>	<b>Year:</b>	<b>2020</b>
<b>Name of the Candidate:</b>	RAHEELA RASHID		
<b>Son/Daughter of:</b>	AB RASHID THOKAR		
<b>Centre No:</b>	2		
<b>Name of the Centre:</b>	GOVT DEGREE COLLEGE, ANANTNAG (BOYS)		
<b>Subject(s) in which to be Examined:</b>	ENG06		

Please admit the candidate (Provisionally) in the center for the subjects(s) mentioned in the statement to be held on the dates as given in the Date Sheet

**Sd/-**  
**Deputy controller of Examination**

### Important Examination and Result Guidelines:

While attempting your question paper in the examination hall, you have to strictly abide by various instructions which are printed on the cover page of each Answer Book. Some of the important guidelines are reproduced here for your benefit.

**Note: The appearance of the candidate is purely on provisional basis subject to determination of eligibility**


1. Always keep the Examination Admit Card/Roll No. Slip with you and show it the supervisory staff/inspection team on duty as and when required/demanded.
2. No candidate shall be allowed to carry inside the Examination Hall, any textual material, printed or written, bits of paper or any other material of like nature. If any candidate is found in possession of such material after commencement of examination- whether in use or not- he/she is liable to be disqualified. Cellular phones, pager and other Electronic devices are not allowed during the examination. Candidates must deposit these items in the custody of the supervisory staff well before the commencement of the Examination.
3. A candidate, who reports after 30 minutes of the commencement of the Examination, shall not be permitted to take the Examination.
4. Write your Roll No./Enrollment No. neatly and correctly on the right side of Answer Book in the box shown below the caption "To be filled by the candidate".
5. Write carefully the Name of Examination, Name of the Subject, Name of Paper/Course, Date of Examination at two places viz on the right side and on the left side of the cover page of the Answer Book at the space provided for purpose.
6. Mention the same Question No. against the answer of a question as given in the Question paper.
7. **After the declaration of result**, if the result of any candidate is captioned as PMA/LO/IR/DE/, he/she should immediately bring it to the notice of the Tabulation Section of Examination Wing within 15 days positively, failing which no claim whatsoever shall be entertained.
8. If a candidate appears in the subject/paper in which He/She is not otherwise eligible, His/Her examination to that subject/paper shall stand automatically cancelled and the candidate will have no claim whatsoever.



# University of Kashmir, Srinagar

## Admit Card

UG 5TH & 6TH Semester Backlog Examination Batch-2015.

<b>Course:</b>	<b>BA</b>	<b>Roll No:</b>	<b>20561820</b>
<b>Session:</b>	<b>Bi-Ann</b>	<b>Year:</b>	<b>2020</b>
<b>Name of the Candidate:</b>	SALMA MUZAFER		
<b>Son/Daughter of:</b>	MUZAFER AHMAD NAIK		
<b>Centre No:</b>	2		
<b>Name of the Centre:</b>	GOVT DEGREE COLLEGE, ANANTNAG (BOYS)		
<b>Subject(s) in which to be Examined:</b>	ENG06		

Please admit the candidate (Provisionally) in the center for the subjects(s) mentioned in the statement to be held on the dates as given in the Date Sheet

**Sd/-**  
**Deputy controller of Examination**

### Important Examination and Result Guidelines:

While attempting your question paper in the examination hall, you have to strictly abide by various instructions which are printed on the cover page of each Answer Book. Some of the important guidelines are reproduced here for your benefit.

**Note: The appearance of the candidate is purely on provisional basis subject to determination of eligibility**


1. Always keep the Examination Admit Card/Roll No. Slip with you and show it the supervisory staff/inspection team on duty as and when required/demanded.
2. No candidate shall be allowed to carry inside the Examination Hall, any textual material, printed or written, bits of paper or any other material of like nature. If any candidate is found in possession of such material after commencement of examination- whether in use or not- he/she is liable to be disqualified. Cellular phones, pager and other Electronic devices are not allowed during the examination. Candidates must deposit these items in the custody of the supervisory staff well before the commencement of the Examination.
3. A candidate, who reports after 30 minutes of the commencement of the Examination, shall not be permitted to take the Examination.
4. Write your Roll No./Enrollment No. neatly and correctly on the right side of Answer Book in the box shown below the caption "To be filled by the candidate".
5. Write carefully the Name of Examination, Name of the Subject, Name of Paper/Course, Date of Examination at two places viz on the right side and on the left side of the cover page of the Answer Book at the space provided for purpose.
6. Mention the same Question No. against the answer of a question as given in the Question paper.
7. **After the declaration of result**, if the result of any candidate is captioned as PMA/LO/IR/DE/, he/she should immediately bring it to the notice of the Tabulation Section of Examination Wing within 15 days positively, failing which no claim whatsoever shall be entertained.
8. If a candidate appears in the subject/paper in which He/She is not otherwise eligible, His/Her examination to that subject/paper shall stand automatically cancelled and the candidate will have no claim whatsoever.



# University of Kashmir, Srinagar

## Admit Card

UG 5TH & 6TH Semester Backlog Examination Batch-2015.

<b>Course:</b>	<b>BA</b>	<b>Roll No:</b>	<b>20561821</b>
<b>Session:</b>	<b>Bi-Ann</b>	<b>Year:</b>	<b>2020</b>
<b>Name of the Candidate:</b>	UZMAH AFZAL		
<b>Son/Daughter of:</b>	MOHD AFZAL DAR		
<b>Centre No:</b>	2		
<b>Name of the Centre:</b>	GOVT DEGREE COLLEGE, ANANTNAG (BOYS)		
<b>Subject(s) in which to be Examined:</b>	UR06		

Please admit the candidate (Provisionally) in the center for the subjects(s) mentioned in the statement to be held on the dates as given in the Date Sheet

**Sd/-**  
**Deputy controller of Examination**

### Important Examination and Result Guidelines:

While attempting your question paper in the examination hall, you have to strictly abide by various instructions which are printed on the cover page of each Answer Book. Some of the important guidelines are reproduced here for your benefit.

**Note: The appearance of the candidate is purely on provisional basis subject to determination of eligibility**

1. Always keep the Examination Admit Card/Roll No. Slip with you and show it the supervisory staff/inspection team on duty as and when required/demanded.
2. No candidate shall be allowed to carry inside the Examination Hall, any textual material, printed or written, bits of paper or any other material of like nature. If any candidate is found in possession of such material after commencement of examination- whether in use or not- he/she is liable to be disqualified. Cellular phones, pager and other Electronic devices are not allowed during the examination. Candidates must deposit these items in the custody of the supervisory staff well before the commencement of the Examination.
3. A candidate, who reports after 30 minutes of the commencement of the Examination, shall not be permitted to take the Examination.
4. Write your Roll No./Enrollment No. neatly and correctly on the right side of Answer Book in the box shown below the caption "To be filled by the candidate".
5. Write carefully the Name of Examination, Name of the Subject, Name of Paper/Course, Date of Examination at two places viz on the right side and on the left side of the cover page of the Answer Book at the space provided for purpose.
6. Mention the same Question No. against the answer of a question as given in the Question paper.
7. **After the declaration of result**, if the result of any candidate is captioned as PMA/LO/IR/DE/, he/she should immediately bring it to the notice of the Tabulation Section of Examination Wing within 15 days positively, failing which no claim whatsoever shall be entertained.
8. If a candidate appears in the subject/paper in which He/She is not otherwise eligible, His/Her examination to that subject/paper shall stand automatically cancelled and the candidate will have no claim whatsoever.






# University of Kashmir, Srinagar

## Admit Card

UG 5TH & 6TH Semester Backlog Examination Batch-2015.

<b>Course:</b>	<b>BA</b>	<b>Roll No:</b>	<b>20561822</b>
<b>Session:</b>	<b>Bi-Ann</b>	<b>Year:</b>	<b>2020</b>
<b>Name of the Candidate:</b>	RAHINA TABASUM		
<b>Son/Daughter of:</b>	GH QADIR SHEIKH		
<b>Centre No:</b>	2		
<b>Name of the Centre:</b>	GOVT DEGREE COLLEGE, ANANTNAG (BOYS)		
<b>Subject(s) in which to be Examined:</b>	ENG06		

Please admit the candidate (Provisionally) in the center for the subjects(s) mentioned in the statement to be held on the dates as given in the Date Sheet

**Sd/-**  
**Deputy controller of Examination**

### Important Examination and Result Guidelines:

While attempting your question paper in the examination hall, you have to strictly abide by various instructions which are printed on the cover page of each Answer Book. Some of the important guidelines are reproduced here for your benefit.

**Note: The appearance of the candidate is purely on provisional basis subject to determination of eligibility**


1. Always keep the Examination Admit Card/Roll No. Slip with you and show it the supervisory staff/inspection team on duty as and when required/demanded.
2. No candidate shall be allowed to carry inside the Examination Hall, any textual material, printed or written, bits of paper or any other material of like nature. If any candidate is found in possession of such material after commencement of examination- whether in use or not- he/she is liable to be disqualified. Cellular phones, pager and other Electronic devices are not allowed during the examination. Candidates must deposit these items in the custody of the supervisory staff well before the commencement of the Examination.
3. A candidate, who reports after 30 minutes of the commencement of the Examination, shall not be permitted to take the Examination.
4. Write your Roll No./Enrollment No. neatly and correctly on the right side of Answer Book in the box shown below the caption "To be filled by the candidate".
5. Write carefully the Name of Examination, Name of the Subject, Name of Paper/Course, Date of Examination at two places viz on the right side and on the left side of the cover page of the Answer Book at the space provided for purpose.
6. Mention the same Question No. against the answer of a question as given in the Question paper.
7. **After the declaration of result**, if the result of any candidate is captioned as PMA/LO/IR/DE/, he/she should immediately bring it to the notice of the Tabulation Section of Examination Wing within 15 days positively, failing which no claim whatsoever shall be entertained.
8. If a candidate appears in the subject/paper in which He/She is not otherwise eligible, His/Her examination to that subject/paper shall stand automatically cancelled and the candidate will have no claim whatsoever.



# University of Kashmir, Srinagar

## Admit Card

UG 5TH & 6TH Semester Backlog Examination Batch-2015.

<b>Course:</b>	<b>BA</b>	<b>Roll No:</b>	<b>20561823</b>
<b>Session:</b>	Bi-Ann	<b>Year:</b>	2020
<b>Name of the Candidate:</b>	SAIMA MAQBOOL		
<b>Son/Daughter of:</b>	MOHD MAQBOOL KHANDAY		
<b>Centre No:</b>	2		
<b>Name of the Centre:</b>	GOVT DEGREE COLLEGE, ANANTNAG (BOYS)		
<b>Subject(s) in which to be Examined:</b>	HS06-UR06		

Please admit the candidate (Provisionally) in the center for the subjects(s) mentioned in the statement to be held on the dates as given in the Date Sheet

Sd/-  
Deputy controller of Examination

### Important Examination and Result Guidelines:

While attempting your question paper in the examination hall, you have to strictly abide by various instructions which are printed on the cover page of each Answer Book. Some of the important guidelines are reproduced here for your benefit.

**Note: The appearance of the candidate is purely on provisional basis subject to determination of eligibility**

1. Always keep the Examination Admit Card/Roll No. Slip with you and show it the supervisory staff/inspection team on duty as and when required/demanded.
2. No candidate shall be allowed to carry inside the Examination Hall, any textual material, printed or written, bits of paper or any other material of like nature. If any candidate is found in possession of such material after commencement of examination- whether in use or not- he/she is liable to be disqualified. Cellular phones, pager and other Electronic devices are not allowed during the examination. Candidates must deposit these items in the custody of the supervisory staff well before the commencement of the Examination.
3. A candidate, who reports after 30 minutes of the commencement of the Examination, shall not be permitted to take the Examination.
4. Write your Roll No./Enrollment No. neatly and correctly on the right side of Answer Book in the box shown below the caption "To be filled by the candidate".
5. Write carefully the Name of Examination, Name of the Subject, Name of Paper/Course, Date of Examination at two places viz on the right side and on the left side of the cover page of the Answer Book at the space provided for purpose.
6. Mention the same Question No. against the answer of a question as given in the Question paper.
7. **After the declaration of result**, if the result of any candidate is captioned as PMA/LO/IR/DE/, he/she should immediately bring it to the notice of the Tabulation Section of Examination Wing within 15 days positively, failing which no claim whatsoever shall be entertained.
8. If a candidate appears in the subject/paper in which He/She is not otherwise eligible, His/Her examination to that subject/paper shall stand automatically cancelled and the candidate will have no claim whatsoever.



# University of Kashmir, Srinagar

## Admit Card

UG 5TH & 6TH Semester Backlog Examination Batch-2015.

<b>Course:</b>	<b>BA</b>	<b>Roll No:</b>	<b>20561824</b>
<b>Session:</b>	<b>Bi-Ann</b>	<b>Year:</b>	<b>2020</b>
<b>Name of the Candidate:</b>	NISHA FAYAZ		
<b>Son/Daughter of:</b>	FAYAZ AHMAD MIR		
<b>Centre No:</b>	2		
<b>Name of the Centre:</b>	GOVT DEGREE COLLEGE, ANANTNAG (BOYS)		
<b>Subject(s) in which to be Examined:</b>	UR06		



Please admit the candidate (Provisionally) in the center for the subjects(s) mentioned in the statement to be held on the dates as given in the Date Sheet

**Sd/-**  
**Deputy controller of Examination**

### Important Examination and Result Guidelines:

While attempting your question paper in the examination hall, you have to strictly abide by various instructions which are printed on the cover page of each Answer Book. Some of the important guidelines are reproduced here for your benefit.

**Note: The appearance of the candidate is purely on provisional basis subject to determination of eligibility**

1. Always keep the Examination Admit Card/Roll No. Slip with you and show it the supervisory staff/inspection team on duty as and when required/demanded.
2. No candidate shall be allowed to carry inside the Examination Hall, any textual material, printed or written, bits of paper or any other material of like nature. If any candidate is found in possession of such material after commencement of examination- whether in use or not- he/she is liable to be disqualified. Cellular phones, pager and other Electronic devices are not allowed during the examination. Candidates must deposit these items in the custody of the supervisory staff well before the commencement of the Examination.
3. A candidate, who reports after 30 minutes of the commencement of the Examination, shall not be permitted to take the Examination.
4. Write your Roll No./Enrollment No. neatly and correctly on the right side of Answer Book in the box shown below the caption "To be filled by the candidate".
5. Write carefully the Name of Examination, Name of the Subject, Name of Paper/Course, Date of Examination at two places viz on the right side and on the left side of the cover page of the Answer Book at the space provided for purpose.
6. Mention the same Question No. against the answer of a question as given in the Question paper.
7. **After the declaration of result**, if the result of any candidate is captioned as PMA/LO/IR/DE/, he/she should immediately bring it to the notice of the Tabulation Section of Examination Wing within 15 days positively, failing which no claim whatsoever shall be entertained.
8. If a candidate appears in the subject/paper in which He/She is not otherwise eligible, His/Her examination to that subject/paper shall stand automatically cancelled and the candidate will have no claim whatsoever.



# University of Kashmir, Srinagar

## Admit Card

UG 5TH & 6TH Semester Backlog Examination Batch-2015.

<b>Course:</b>	<b>BA</b>	<b>Roll No:</b>	<b>20563963</b>
<b>Session:</b>	<b>Bi-Ann</b>	<b>Year:</b>	<b>2020</b>
<b>Name of the Candidate:</b>	AYAZ AHMAD RATHER		
<b>Son/Daughter of:</b>	GULAM MOHAMMAD RATHER		
<b>Centre No:</b>	2		
<b>Name of the Centre:</b>	GOVT DEGREE COLLEGE, ANANTNAG (BOYS)		
<b>Subject(s) in which to be Examined:</b>	PS05		



Please admit the candidate (Provisionally) in the center for the subjects(s) mentioned in the statement to be held on the dates as given in the Date Sheet

**Sd/-**  
**Deputy controller of Examination**

### Important Examination and Result Guidelines:

While attempting your question paper in the examination hall, you have to strictly abide by various instructions which are printed on the cover page of each Answer Book. Some of the important guidelines are reproduced here for your benefit.

**Note: The appearance of the candidate is purely on provisional basis subject to determination of eligibility**

1. Always keep the Examination Admit Card/Roll No. Slip with you and show it the supervisory staff/inspection team on duty as and when required/demanded.
2. No candidate shall be allowed to carry inside the Examination Hall, any textual material, printed or written, bits of paper or any other material of like nature. If any candidate is found in possession of such material after commencement of examination- whether in use or not- he/she is liable to be disqualified. Cellular phones, pager and other Electronic devices are not allowed during the examination. Candidates must deposit these items in the custody of the supervisory staff well before the commencement of the Examination.
3. A candidate, who reports after 30 minutes of the commencement of the Examination, shall not be permitted to take the Examination.
4. Write your Roll No./Enrollment No. neatly and correctly on the right side of Answer Book in the box shown below the caption "To be filled by the candidate".
5. Write carefully the Name of Examination, Name of the Subject, Name of Paper/Course, Date of Examination at two places viz on the right side and on the left side of the cover page of the Answer Book at the space provided for purpose.
6. Mention the same Question No. against the answer of a question as given in the Question paper.
7. **After the declaration of result**, if the result of any candidate is captioned as PMA/LO/IR/DE/, he/she should immediately bring it to the notice of the Tabulation Section of Examination Wing within 15 days positively, failing which no claim whatsoever shall be entertained.
8. If a candidate appears in the subject/paper in which He/She is not otherwise eligible, His/Her examination to that subject/paper shall stand automatically cancelled and the candidate will have no claim whatsoever.




# University of Kashmir, Srinagar

## Admit Card

UG 5TH & 6TH Semester Backlog Examination Batch-2015.

<b>Course:</b>	<b>BA</b>	<b>Roll No:</b>	<b>20563964</b>
<b>Session:</b>	<b>Bi-Ann</b>	<b>Year:</b>	<b>2020</b>
<b>Name of the Candidate:</b>	YAWAR HUSSAIN RATHER		
<b>Son/Daughter of:</b>	GULAM MOHD RATHER		
<b>Centre No:</b>	2		
<b>Name of the Centre:</b>	GOVT DEGREE COLLEGE, ANANTNAG (BOYS)		
<b>Subject(s) in which to be Examined:</b>	HS05-HS06		



Please admit the candidate (Provisionally) in the center for the subjects(s) mentioned in the statement to be held on the dates as given in the Date Sheet

**Sd/-**  
**Deputy controller of Examination**

### Important Examination and Result Guidelines:

While attempting your question paper in the examination hall, you have to strictly abide by various instructions which are printed on the cover page of each Answer Book. Some of the important guidelines are reproduced here for your benefit.

**Note: The appearance of the candidate is purely on provisional basis subject to determination of eligibility**


1. Always keep the Examination Admit Card/Roll No. Slip with you and show it the supervisory staff/inspection team on duty as and when required/demanded.
2. No candidate shall be allowed to carry inside the Examination Hall, any textual material, printed or written, bits of paper or any other material of like nature. If any candidate is found in possession of such material after commencement of examination- whether in use or not- he/she is liable to be disqualified. Cellular phones, pager and other Electronic devices are not allowed during the examination. Candidates must deposit these items in the custody of the supervisory staff well before the commencement of the Examination.
3. A candidate, who reports after 30 minutes of the commencement of the Examination, shall not be permitted to take the Examination.
4. Write your Roll No./Enrollment No. neatly and correctly on the right side of Answer Book in the box shown below the caption "To be filled by the candidate".
5. Write carefully the Name of Examination, Name of the Subject, Name of Paper/Course, Date of Examination at two places viz on the right side and on the left side of the cover page of the Answer Book at the space provided for purpose.
6. Mention the same Question No. against the answer of a question as given in the Question paper.
7. **After the declaration of result**, if the result of any candidate is captioned as PMA/LO/IR/DE/, he/she should immediately bring it to the notice of the Tabulation Section of Examination Wing within 15 days positively, failing which no claim whatsoever shall be entertained.
8. If a candidate appears in the subject/paper in which He/She is not otherwise eligible, His/Her examination to that subject/paper shall stand automatically cancelled and the candidate will have no claim whatsoever.



# University of Kashmir, Srinagar

## Admit Card

UG 5TH & 6TH Semester Backlog Examination Batch-2015.

<b>Course:</b>	<b>BA</b>	<b>Roll No:</b>	<b>20563965</b>
<b>Session:</b>	<b>Bi-Ann</b>	<b>Year:</b>	<b>2020</b>
<b>Name of the Candidate:</b>	AASIF NAZIR THOKER		
<b>Son/Daughter of:</b>	NAZIR AHMAD THOKER		
<b>Centre No:</b>	2		
<b>Name of the Centre:</b>	GOVT DEGREE COLLEGE, ANANTNAG (BOYS)		
<b>Subject(s) in which to be Examined:</b>	ENG05-AR05		

Please admit the candidate (Provisionally) in the center for the subjects(s) mentioned in the statement to be held on the dates as given in the Date Sheet

**Sd/-**  
**Deputy controller of Examination**

### Important Examination and Result Guidelines:

While attempting your question paper in the examination hall, you have to strictly abide by various instructions which are printed on the cover page of each Answer Book. Some of the important guidelines are reproduced here for your benefit.

**Note: The appearance of the candidate is purely on provisional basis subject to determination of eligibility**

1. Always keep the Examination Admit Card/Roll No. Slip with you and show it the supervisory staff/inspection team on duty as and when required/demanded.
2. No candidate shall be allowed to carry inside the Examination Hall, any textual material, printed or written, bits of paper or any other material of like nature. If any candidate is found in possession of such material after commencement of examination- whether in use or not- he/she is liable to be disqualified. Cellular phones, pager and other Electronic devices are not allowed during the examination. Candidates must deposit these items in the custody of the supervisory staff well before the commencement of the Examination.
3. A candidate, who reports after 30 minutes of the commencement of the Examination, shall not be permitted to take the Examination.
4. Write your Roll No./Enrollment No. neatly and correctly on the right side of Answer Book in the box shown below the caption "To be filled by the candidate".
5. Write carefully the Name of Examination, Name of the Subject, Name of Paper/Course, Date of Examination at two places viz on the right side and on the left side of the cover page of the Answer Book at the space provided for purpose.
6. Mention the same Question No. against the answer of a question as given in the Question paper.
7. **After the declaration of result**, if the result of any candidate is captioned as PMA/LO/IR/DE/, he/she should immediately bring it to the notice of the Tabulation Section of Examination Wing within 15 days positively, failing which no claim whatsoever shall be entertained.
8. If a candidate appears in the subject/paper in which He/She is not otherwise eligible, His/Her examination to that subject/paper shall stand automatically cancelled and the candidate will have no claim whatsoever.



# University of Kashmir, Srinagar

## Admit Card

UG 5TH & 6TH Semester Backlog Examination Batch-2015.

<b>Course:</b>	<b>BA</b>	<b>Roll No:</b>	<b>20563966</b>
<b>Session:</b>	<b>Bi-Ann</b>	<b>Year:</b>	<b>2020</b>
<b>Name of the Candidate:</b>	WASIM AHMAD THOKER		
<b>Son/Daughter of:</b>	FAYAZ AHMAD THOKER		
<b>Centre No:</b>	2		
<b>Name of the Centre:</b>	GOVT DEGREE COLLEGE, ANANTNAG (BOYS)		
<b>Subject(s) in which to be Examined:</b>	ENG05		



Please admit the candidate (Provisionally) in the center for the subjects(s) mentioned in the statement to be held on the dates as given in the Date Sheet

**Sd/-**  
**Deputy controller of Examination**

### Important Examination and Result Guidelines:

While attempting your question paper in the examination hall, you have to strictly abide by various instructions which are printed on the cover page of each Answer Book. Some of the important guidelines are reproduced here for your benefit.

**Note: The appearance of the candidate is purely on provisional basis subject to determination of eligibility**


1. Always keep the Examination Admit Card/Roll No. Slip with you and show it the supervisory staff/inspection team on duty as and when required/demanded.
2. No candidate shall be allowed to carry inside the Examination Hall, any textual material, printed or written, bits of paper or any other material of like nature. If any candidate is found in possession of such material after commencement of examination- whether in use or not- he/she is liable to be disqualified. Cellular phones, pager and other Electronic devices are not allowed during the examination. Candidates must deposit these items in the custody of the supervisory staff well before the commencement of the Examination.
3. A candidate, who reports after 30 minutes of the commencement of the Examination, shall not be permitted to take the Examination.
4. Write your Roll No./Enrollment No. neatly and correctly on the right side of Answer Book in the box shown below the caption "To be filled by the candidate".
5. Write carefully the Name of Examination, Name of the Subject, Name of Paper/Course, Date of Examination at two places viz on the right side and on the left side of the cover page of the Answer Book at the space provided for purpose.
6. Mention the same Question No. against the answer of a question as given in the Question paper.
7. **After the declaration of result**, if the result of any candidate is captioned as PMA/LO/IR/DE/, he/she should immediately bring it to the notice of the Tabulation Section of Examination Wing within 15 days positively, failing which no claim whatsoever shall be entertained.
8. If a candidate appears in the subject/paper in which He/She is not otherwise eligible, His/Her examination to that subject/paper shall stand automatically cancelled and the candidate will have no claim whatsoever.



# University of Kashmir, Srinagar

## Admit Card

UG 5TH & 6TH Semester Backlog Examination Batch-2015.

<b>Course:</b>	<b>BA</b>	<b>Roll No:</b>	<b>20563967</b>
<b>Session:</b>	<b>Bi-Ann</b>	<b>Year:</b>	<b>2020</b>
<b>Name of the Candidate:</b>	RAIES AHMAD SHEIKH		
<b>Son/Daughter of:</b>	GULAM MUHAMMAD SHEIKH		
<b>Centre No:</b>	2		
<b>Name of the Centre:</b>	GOVT DEGREE COLLEGE, ANANTNAG (BOYS)		
<b>Subject(s) in which to be Examined:</b>	CA05		

Please admit the candidate (Provisionally) in the center for the subjects(s) mentioned in the statement to be held on the dates as given in the Date Sheet

**Sd/-**  
**Deputy controller of Examination**

### Important Examination and Result Guidelines:

While attempting your question paper in the examination hall, you have to strictly abide by various instructions which are printed on the cover page of each Answer Book. Some of the important guidelines are reproduced here for your benefit.

**Note: The appearance of the candidate is purely on provisional basis subject to determination of eligibility**

1. Always keep the Examination Admit Card/Roll No. Slip with you and show it the supervisory staff/inspection team on duty as and when required/demanded.
2. No candidate shall be allowed to carry inside the Examination Hall, any textual material, printed or written, bits of paper or any other material of like nature. If any candidate is found in possession of such material after commencement of examination- whether in use or not- he/she is liable to be disqualified. Cellular phones, pager and other Electronic devices are not allowed during the examination. Candidates must deposit these items in the custody of the supervisory staff well before the commencement of the Examination.
3. A candidate, who reports after 30 minutes of the commencement of the Examination, shall not be permitted to take the Examination.
4. Write your Roll No./Enrollment No. neatly and correctly on the right side of Answer Book in the box shown below the caption "To be filled by the candidate".
5. Write carefully the Name of Examination, Name of the Subject, Name of Paper/Course, Date of Examination at two places viz on the right side and on the left side of the cover page of the Answer Book at the space provided for purpose.
6. Mention the same Question No. against the answer of a question as given in the Question paper.
7. **After the declaration of result**, if the result of any candidate is captioned as PMA/LO/IR/DE/, he/she should immediately bring it to the notice of the Tabulation Section of Examination Wing within 15 days positively, failing which no claim whatsoever shall be entertained.
8. If a candidate appears in the subject/paper in which He/She is not otherwise eligible, His/Her examination to that subject/paper shall stand automatically cancelled and the candidate will have no claim whatsoever.





# University of Kashmir, Srinagar

## Admit Card

UG 5TH & 6TH Semester Backlog Examination Batch-2015.

<b>Course:</b>	<b>BA</b>	<b>Roll No:</b>	<b>20563968</b>
<b>Session:</b>	<b>Bi-Ann</b>	<b>Year:</b>	<b>2020</b>
<b>Name of the Candidate:</b>	MUDASIR AHMAD MIR		
<b>Son/Daughter of:</b>	AB HAMID MIR		
<b>Centre No:</b>	2		
<b>Name of the Centre:</b>	GOVT DEGREE COLLEGE, ANANTNAG (BOYS)		
<b>Subject(s) in which to be Examined:</b>	PS05		



Please admit the candidate (Provisionally) in the center for the subjects(s) mentioned in the statement to be held on the dates as given in the Date Sheet

**Sd/-**  
**Deputy controller of Examination**

### Important Examination and Result Guidelines:

While attempting your question paper in the examination hall, you have to strictly abide by various instructions which are printed on the cover page of each Answer Book. Some of the important guidelines are reproduced here for your benefit.

**Note: The appearance of the candidate is purely on provisional basis subject to determination of eligibility**

1. Always keep the Examination Admit Card/Roll No. Slip with you and show it the supervisory staff/inspection team on duty as and when required/demanded.
2. No candidate shall be allowed to carry inside the Examination Hall, any textual material, printed or written, bits of paper or any other material of like nature. If any candidate is found in possession of such material after commencement of examination- whether in use or not- he/she is liable to be disqualified. Cellular phones, pager and other Electronic devices are not allowed during the examination. Candidates must deposit these items in the custody of the supervisory staff well before the commencement of the Examination.
3. A candidate, who reports after 30 minutes of the commencement of the Examination, shall not be permitted to take the Examination.
4. Write your Roll No./Enrollment No. neatly and correctly on the right side of Answer Book in the box shown below the caption "To be filled by the candidate".
5. Write carefully the Name of Examination, Name of the Subject, Name of Paper/Course, Date of Examination at two places viz on the right side and on the left side of the cover page of the Answer Book at the space provided for purpose.
6. Mention the same Question No. against the answer of a question as given in the Question paper.
7. **After the declaration of result**, if the result of any candidate is captioned as PMA/LO/IR/DE/, he/she should immediately bring it to the notice of the Tabulation Section of Examination Wing within 15 days positively, failing which no claim whatsoever shall be entertained.
8. If a candidate appears in the subject/paper in which He/She is not otherwise eligible, His/Her examination to that subject/paper shall stand automatically cancelled and the candidate will have no claim whatsoever.



# University of Kashmir, Srinagar

## Admit Card

UG 5TH & 6TH Semester Backlog Examination Batch-2015.

<b>Course:</b>	<b>BA</b>	<b>Roll No:</b>	<b>20563969</b>
<b>Session:</b>	Bi-Ann	<b>Year:</b>	2020
<b>Name of the Candidate:</b>	JAVAID GULZAR MIR		
<b>Son/Daughter of:</b>	GULZAR AHMAD MIR		
<b>Centre No:</b>	2		
<b>Name of the Centre:</b>	GOVT DEGREE COLLEGE, ANANTNAG (BOYS)		
<b>Subject(s) in which to be Examined:</b>	IS05		



Please admit the candidate (Provisionally) in the center for the subjects(s) mentioned in the statement to be held on the dates as given in the Date Sheet

**Sd/-**  
**Deputy controller of Examination**

### Important Examination and Result Guidelines:

While attempting your question paper in the examination hall, you have to strictly abide by various instructions which are printed on the cover page of each Answer Book. Some of the important guidelines are reproduced here for your benefit.

**Note: The appearance of the candidate is purely on provisional basis subject to determination of eligibility**


1. Always keep the Examination Admit Card/Roll No. Slip with you and show it the supervisory staff/inspection team on duty as and when required/demanded.
2. No candidate shall be allowed to carry inside the Examination Hall, any textual material, printed or written, bits of paper or any other material of like nature. If any candidate is found in possession of such material after commencement of examination- whether in use or not- he/she is liable to be disqualified. Cellular phones, pager and other Electronic devices are not allowed during the examination. Candidates must deposit these items in the custody of the supervisory staff well before the commencement of the Examination.
3. A candidate, who reports after 30 minutes of the commencement of the Examination, shall not be permitted to take the Examination.
4. Write your Roll No./Enrollment No. neatly and correctly on the right side of Answer Book in the box shown below the caption "To be filled by the candidate".
5. Write carefully the Name of Examination, Name of the Subject, Name of Paper/Course, Date of Examination at two places viz on the right side and on the left side of the cover page of the Answer Book at the space provided for purpose.
6. Mention the same Question No. against the answer of a question as given in the Question paper.
7. **After the declaration of result**, if the result of any candidate is captioned as PMA/LO/IR/DE/, he/she should immediately bring it to the notice of the Tabulation Section of Examination Wing within 15 days positively, failing which no claim whatsoever shall be entertained.
8. If a candidate appears in the subject/paper in which He/She is not otherwise eligible, His/Her examination to that subject/paper shall stand automatically cancelled and the candidate will have no claim whatsoever.



# University of Kashmir, Srinagar

## Admit Card

UG 5TH & 6TH Semester Backlog Examination Batch-2015.

<b>Course:</b>	<b>BA</b>	<b>Roll No:</b>	<b>20563970</b>
<b>Session:</b>	Bi-Ann	<b>Year:</b>	2020
<b>Name of the Candidate:</b>	SAJAD AHMED BHAT		
<b>Son/Daughter of:</b>	AB AZIZ BHAT		
<b>Centre No:</b>	2		
<b>Name of the Centre:</b>	GOVT DEGREE COLLEGE, ANANTNAG (BOYS)		
<b>Subject(s) in which to be Examined:</b>	CA05		

Please admit the candidate (Provisionally) in the center for the subjects(s) mentioned in the statement to be held on the dates as given in the Date Sheet

Sd/-  
Deputy controller of Examination

### Important Examination and Result Guidelines:

While attempting your question paper in the examination hall, you have to strictly abide by various instructions which are printed on the cover page of each Answer Book. Some of the important guidelines are reproduced here for your benefit.

**Note: The appearance of the candidate is purely on provisional basis subject to determination of eligibility**

1. Always keep the Examination Admit Card/Roll No. Slip with you and show it the supervisory staff/inspection team on duty as and when required/demanded.
2. No candidate shall be allowed to carry inside the Examination Hall, any textual material, printed or written, bits of paper or any other material of like nature. If any candidate is found in possession of such material after commencement of examination- whether in use or not- he/she is liable to be disqualified. Cellular phones, pager and other Electronic devices are not allowed during the examination. Candidates must deposit these items in the custody of the supervisory staff well before the commencement of the Examination.
3. A candidate, who reports after 30 minutes of the commencement of the Examination, shall not be permitted to take the Examination.
4. Write your Roll No./Enrollment No. neatly and correctly on the right side of Answer Book in the box shown below the caption "To be filled by the candidate".
5. Write carefully the Name of Examination, Name of the Subject, Name of Paper/Course, Date of Examination at two places viz on the right side and on the left side of the cover page of the Answer Book at the space provided for purpose.
6. Mention the same Question No. against the answer of a question as given in the Question paper.
7. **After the declaration of result**, if the result of any candidate is captioned as PMA/LO/IR/DE/, he/she should immediately bring it to the notice of the Tabulation Section of Examination Wing within 15 days positively, failing which no claim whatsoever shall be entertained.
8. If a candidate appears in the subject/paper in which He/She is not otherwise eligible, His/Her examination to that subject/paper shall stand automatically cancelled and the candidate will have no claim whatsoever.



# University of Kashmir, Srinagar

## Admit Card

UG 5TH & 6TH Semester Backlog Examination Batch-2015.

<b>Course:</b>	<b>BA</b>	<b>Roll No:</b>	<b>20563971</b>
<b>Session:</b>	<b>Bi-Ann</b>	<b>Year:</b>	<b>2020</b>
<b>Name of the Candidate:</b>	AQIF AHMAD TANTRAY		
<b>Son/Daughter of:</b>	MOHAMMAD SHABAN TANTRAY		
<b>Centre No:</b>	2		
<b>Name of the Centre:</b>	GOVT DEGREE COLLEGE, ANANTNAG (BOYS)		
<b>Subject(s) in which to be Examined:</b>	HS05		



Please admit the candidate (Provisionally) in the center for the subjects(s) mentioned in the statement to be held on the dates as given in the Date Sheet

**Sd/-**  
**Deputy controller of Examination**

### Important Examination and Result Guidelines:

While attempting your question paper in the examination hall, you have to strictly abide by various instructions which are printed on the cover page of each Answer Book. Some of the important guidelines are reproduced here for your benefit.

**Note: The appearance of the candidate is purely on provisional basis subject to determination of eligibility**

1. Always keep the Examination Admit Card/Roll No. Slip with you and show it the supervisory staff/inspection team on duty as and when required/demanded.
2. No candidate shall be allowed to carry inside the Examination Hall, any textual material, printed or written, bits of paper or any other material of like nature. If any candidate is found in possession of such material after commencement of examination- whether in use or not- he/she is liable to be disqualified. Cellular phones, pager and other Electronic devices are not allowed during the examination. Candidates must deposit these items in the custody of the supervisory staff well before the commencement of the Examination.
3. A candidate, who reports after 30 minutes of the commencement of the Examination, shall not be permitted to take the Examination.
4. Write your Roll No./Enrollment No. neatly and correctly on the right side of Answer Book in the box shown below the caption "To be filled by the candidate".
5. Write carefully the Name of Examination, Name of the Subject, Name of Paper/Course, Date of Examination at two places viz on the right side and on the left side of the cover page of the Answer Book at the space provided for purpose.
6. Mention the same Question No. against the answer of a question as given in the Question paper.
7. **After the declaration of result**, if the result of any candidate is captioned as PMA/LO/IR/DE/, he/she should immediately bring it to the notice of the Tabulation Section of Examination Wing within 15 days positively, failing which no claim whatsoever shall be entertained.
8. If a candidate appears in the subject/paper in which He/She is not otherwise eligible, His/Her examination to that subject/paper shall stand automatically cancelled and the candidate will have no claim whatsoever.



# University of Kashmir, Srinagar

## Admit Card

UG 5TH & 6TH Semester Backlog Examination Batch-2015.

<b>Course:</b>	<b>BA</b>	<b>Roll No:</b>	<b>20563972</b>
<b>Session:</b>	Bi-Ann	<b>Year:</b>	2020
<b>Name of the Candidate:</b>	IFSHANA SIDIQ		
<b>Son/Daughter of:</b>	MOHD SIDIQ LONE		
<b>Centre No:</b>	2		
<b>Name of the Centre:</b>	GOVT DEGREE COLLEGE, ANANTNAG (BOYS)		
<b>Subject(s) in which to be Examined:</b>	CA05-HS06		

Please admit the candidate (Provisionally) in the center for the subjects(s) mentioned in the statement to be held on the dates as given in the Date Sheet

**Sd/-**  
**Deputy controller of Examination**

### Important Examination and Result Guidelines:

While attempting your question paper in the examination hall, you have to strictly abide by various instructions which are printed on the cover page of each Answer Book. Some of the important guidelines are reproduced here for your benefit.

**Note: The appearance of the candidate is purely on provisional basis subject to determination of eligibility**

1. Always keep the Examination Admit Card/Roll No. Slip with you and show it the supervisory staff/inspection team on duty as and when required/demanded.
2. No candidate shall be allowed to carry inside the Examination Hall, any textual material, printed or written, bits of paper or any other material of like nature. If any candidate is found in possession of such material after commencement of examination- whether in use or not- he/she is liable to be disqualified. Cellular phones, pager and other Electronic devices are not allowed during the examination. Candidates must deposit these items in the custody of the supervisory staff well before the commencement of the Examination.
3. A candidate, who reports after 30 minutes of the commencement of the Examination, shall not be permitted to take the Examination.
4. Write your Roll No./Enrollment No. neatly and correctly on the right side of Answer Book in the box shown below the caption "To be filled by the candidate".
5. Write carefully the Name of Examination, Name of the Subject, Name of Paper/Course, Date of Examination at two places viz on the right side and on the left side of the cover page of the Answer Book at the space provided for purpose.
6. Mention the same Question No. against the answer of a question as given in the Question paper.
7. **After the declaration of result**, if the result of any candidate is captioned as PMA/LO/IR/DE/, he/she should immediately bring it to the notice of the Tabulation Section of Examination Wing within 15 days positively, failing which no claim whatsoever shall be entertained.
8. If a candidate appears in the subject/paper in which He/She is not otherwise eligible, His/Her examination to that subject/paper shall stand automatically cancelled and the candidate will have no claim whatsoever.



# University of Kashmir, Srinagar

## Admit Card

UG 5TH & 6TH Semester Backlog Examination Batch-2015.

<b>Course:</b>	<b>BA</b>	<b>Roll No:</b>	<b>20563973</b>
<b>Session:</b>	<b>Bi-Ann</b>	<b>Year:</b>	<b>2020</b>
<b>Name of the Candidate:</b>	JAVAID AHMAD MALIK		
<b>Son/Daughter of:</b>	AB AHAD MALIK		
<b>Centre No:</b>	2		
<b>Name of the Centre:</b>	GOVT DEGREE COLLEGE, ANANTNAG (BOYS)		
<b>Subject(s) in which to be Examined:</b>	ENG05-PS05-IS06		



Please admit the candidate (Provisionally) in the center for the subjects(s) mentioned in the statement to be held on the dates as given in the Date Sheet

**Sd/-**  
**Deputy controller of Examination**

### Important Examination and Result Guidelines:

While attempting your question paper in the examination hall, you have to strictly abide by various instructions which are printed on the cover page of each Answer Book. Some of the important guidelines are reproduced here for your benefit.

**Note: The appearance of the candidate is purely on provisional basis subject to determination of eligibility**

1. Always keep the Examination Admit Card/Roll No. Slip with you and show it the supervisory staff/inspection team on duty as and when required/demanded.
2. No candidate shall be allowed to carry inside the Examination Hall, any textual material, printed or written, bits of paper or any other material of like nature. If any candidate is found in possession of such material after commencement of examination- whether in use or not- he/she is liable to be disqualified. Cellular phones, pager and other Electronic devices are not allowed during the examination. Candidates must deposit these items in the custody of the supervisory staff well before the commencement of the Examination.
3. A candidate, who reports after 30 minutes of the commencement of the Examination, shall not be permitted to take the Examination.
4. Write your Roll No./Enrollment No. neatly and correctly on the right side of Answer Book in the box shown below the caption "To be filled by the candidate".
5. Write carefully the Name of Examination, Name of the Subject, Name of Paper/Course, Date of Examination at two places viz on the right side and on the left side of the cover page of the Answer Book at the space provided for purpose.
6. Mention the same Question No. against the answer of a question as given in the Question paper.
7. **After the declaration of result**, if the result of any candidate is captioned as PMA/LO/IR/DE/, he/she should immediately bring it to the notice of the Tabulation Section of Examination Wing within 15 days positively, failing which no claim whatsoever shall be entertained.
8. If a candidate appears in the subject/paper in which He/She is not otherwise eligible, His/Her examination to that subject/paper shall stand automatically cancelled and the candidate will have no claim whatsoever.



# University of Kashmir, Srinagar

## Admit Card

UG 5TH & 6TH Semester Backlog Examination Batch-2015.

<b>Course:</b>	<b>BA</b>	<b>Roll No:</b>	<b>20563974</b>
<b>Session:</b>	<b>Bi-Ann</b>	<b>Year:</b>	<b>2020</b>
<b>Name of the Candidate:</b>	AADIL MOHAMMAD KHANDAY		
<b>Son/Daughter of:</b>	ABDUL KHALIQ KHANDAY		
<b>Centre No:</b>	2		
<b>Name of the Centre:</b>	GOVT DEGREE COLLEGE, ANANTNAG (BOYS)		
<b>Subject(s) in which to be Examined:</b>	PS05		



Please admit the candidate (Provisionally) in the center for the subjects(s) mentioned in the statement to be held on the dates as given in the Date Sheet

**Sd/-**  
**Deputy controller of Examination**

### Important Examination and Result Guidelines:

While attempting your question paper in the examination hall, you have to strictly abide by various instructions which are printed on the cover page of each Answer Book. Some of the important guidelines are reproduced here for your benefit.

**Note: The appearance of the candidate is purely on provisional basis subject to determination of eligibility**

1. Always keep the Examination Admit Card/Roll No. Slip with you and show it the supervisory staff/inspection team on duty as and when required/demanded.
2. No candidate shall be allowed to carry inside the Examination Hall, any textual material, printed or written, bits of paper or any other material of like nature. If any candidate is found in possession of such material after commencement of examination- whether in use or not- he/she is liable to be disqualified. Cellular phones, pager and other Electronic devices are not allowed during the examination. Candidates must deposit these items in the custody of the supervisory staff well before the commencement of the Examination.
3. A candidate, who reports after 30 minutes of the commencement of the Examination, shall not be permitted to take the Examination.
4. Write your Roll No./Enrollment No. neatly and correctly on the right side of Answer Book in the box shown below the caption "To be filled by the candidate".
5. Write carefully the Name of Examination, Name of the Subject, Name of Paper/Course, Date of Examination at two places viz on the right side and on the left side of the cover page of the Answer Book at the space provided for purpose.
6. Mention the same Question No. against the answer of a question as given in the Question paper.
7. **After the declaration of result**, if the result of any candidate is captioned as PMA/LO/IR/DE/, he/she should immediately bring it to the notice of the Tabulation Section of Examination Wing within 15 days positively, failing which no claim whatsoever shall be entertained.
8. If a candidate appears in the subject/paper in which He/She is not otherwise eligible, His/Her examination to that subject/paper shall stand automatically cancelled and the candidate will have no claim whatsoever.



# University of Kashmir, Srinagar

## Admit Card

UG 5TH & 6TH Semester Backlog Examination Batch-2015.

<b>Course:</b>	<b>BA</b>	<b>Roll No:</b>	<b>20563975</b>
<b>Session:</b>	<b>Bi-Ann</b>	<b>Year:</b>	<b>2020</b>
<b>Name of the Candidate:</b>	TEHZEBA AKHTER		
<b>Son/Daughter of:</b>	MOHMMAD ISMAIL TEELI		
<b>Centre No:</b>	2		
<b>Name of the Centre:</b>	GOVT DEGREE COLLEGE, ANANTNAG (BOYS)		
<b>Subject(s) in which to be Examined:</b>	IS05		



Please admit the candidate (Provisionally) in the center for the subjects(s) mentioned in the statement to be held on the dates as given in the Date Sheet

**Sd/-**  
**Deputy controller of Examination**

### Important Examination and Result Guidelines:

While attempting your question paper in the examination hall, you have to strictly abide by various instructions which are printed on the cover page of each Answer Book. Some of the important guidelines are reproduced here for your benefit.

**Note: The appearance of the candidate is purely on provisional basis subject to determination of eligibility**

1. Always keep the Examination Admit Card/Roll No. Slip with you and show it the supervisory staff/inspection team on duty as and when required/demanded.
2. No candidate shall be allowed to carry inside the Examination Hall, any textual material, printed or written, bits of paper or any other material of like nature. If any candidate is found in possession of such material after commencement of examination- whether in use or not- he/she is liable to be disqualified. Cellular phones, pager and other Electronic devices are not allowed during the examination. Candidates must deposit these items in the custody of the supervisory staff well before the commencement of the Examination.
3. A candidate, who reports after 30 minutes of the commencement of the Examination, shall not be permitted to take the Examination.
4. Write your Roll No./Enrollment No. neatly and correctly on the right side of Answer Book in the box shown below the caption "To be filled by the candidate".
5. Write carefully the Name of Examination, Name of the Subject, Name of Paper/Course, Date of Examination at two places viz on the right side and on the left side of the cover page of the Answer Book at the space provided for purpose.
6. Mention the same Question No. against the answer of a question as given in the Question paper.
7. **After the declaration of result**, if the result of any candidate is captioned as PMA/LO/IR/DE/, he/she should immediately bring it to the notice of the Tabulation Section of Examination Wing within 15 days positively, failing which no claim whatsoever shall be entertained.
8. If a candidate appears in the subject/paper in which He/She is not otherwise eligible, His/Her examination to that subject/paper shall stand automatically cancelled and the candidate will have no claim whatsoever.






# University of Kashmir, Srinagar

## Admit Card

UG 5TH & 6TH Semester Backlog Examination Batch-2015.

<b>Course:</b>	<b>BA</b>	<b>Roll No:</b>	<b>20563976</b>
<b>Session:</b>	<b>Bi-Ann</b>	<b>Year:</b>	<b>2020</b>
<b>Name of the Candidate:</b>	KIFAYAT AHMAD MIR		
<b>Son/Daughter of:</b>	GHULAM AHMAD MIR		
<b>Centre No:</b>	2		
<b>Name of the Centre:</b>	GOVT DEGREE COLLEGE, ANANTNAG (BOYS)		
<b>Subject(s) in which to be Examined:</b>	PS05		

Please admit the candidate (Provisionally) in the center for the subjects(s) mentioned in the statement to be held on the dates as given in the Date Sheet

**Sd/-**  
**Deputy controller of Examination**

### Important Examination and Result Guidelines:

While attempting your question paper in the examination hall, you have to strictly abide by various instructions which are printed on the cover page of each Answer Book. Some of the important guidelines are reproduced here for your benefit.

**Note: The appearance of the candidate is purely on provisional basis subject to determination of eligibility**

1. Always keep the Examination Admit Card/Roll No. Slip with you and show it the supervisory staff/inspection team on duty as and when required/demanded.
2. No candidate shall be allowed to carry inside the Examination Hall, any textual material, printed or written, bits of paper or any other material of like nature. If any candidate is found in possession of such material after commencement of examination- whether in use or not- he/she is liable to be disqualified. Cellular phones, pager and other Electronic devices are not allowed during the examination. Candidates must deposit these items in the custody of the supervisory staff well before the commencement of the Examination.
3. A candidate, who reports after 30 minutes of the commencement of the Examination, shall not be permitted to take the Examination.
4. Write your Roll No./Enrollment No. neatly and correctly on the right side of Answer Book in the box shown below the caption "To be filled by the candidate".
5. Write carefully the Name of Examination, Name of the Subject, Name of Paper/Course, Date of Examination at two places viz on the right side and on the left side of the cover page of the Answer Book at the space provided for purpose.
6. Mention the same Question No. against the answer of a question as given in the Question paper.
7. **After the declaration of result**, if the result of any candidate is captioned as PMA/LO/IR/DE/, he/she should immediately bring it to the notice of the Tabulation Section of Examination Wing within 15 days positively, failing which no claim whatsoever shall be entertained.
8. If a candidate appears in the subject/paper in which He/She is not otherwise eligible, His/Her examination to that subject/paper shall stand automatically cancelled and the candidate will have no claim whatsoever.



# University of Kashmir, Srinagar

## Admit Card

UG 5TH & 6TH Semester Backlog Examination Batch-2015.

<b>Course:</b>	<b>BA</b>	<b>Roll No:</b>	<b>20563977</b>
<b>Session:</b>	<b>Bi-Ann</b>	<b>Year:</b>	<b>2020</b>
<b>Name of the Candidate:</b>	SHAHNAWAZ AHMAD KHAN		
<b>Son/Daughter of:</b>	MOHAMAD ASHRAF KHAN		
<b>Centre No:</b>	2		
<b>Name of the Centre:</b>	GOVT DEGREE COLLEGE, ANANTNAG (BOYS)		
<b>Subject(s) in which to be Examined:</b>	AR05		



Please admit the candidate (Provisionally) in the center for the subjects(s) mentioned in the statement to be held on the dates as given in the Date Sheet

**Sd/-**  
**Deputy controller of Examination**

### Important Examination and Result Guidelines:

While attempting your question paper in the examination hall, you have to strictly abide by various instructions which are printed on the cover page of each Answer Book. Some of the important guidelines are reproduced here for your benefit.

**Note: The appearance of the candidate is purely on provisional basis subject to determination of eligibility**

1. Always keep the Examination Admit Card/Roll No. Slip with you and show it the supervisory staff/inspection team on duty as and when required/demanded.
2. No candidate shall be allowed to carry inside the Examination Hall, any textual material, printed or written, bits of paper or any other material of like nature. If any candidate is found in possession of such material after commencement of examination- whether in use or not- he/she is liable to be disqualified. Cellular phones, pager and other Electronic devices are not allowed during the examination. Candidates must deposit these items in the custody of the supervisory staff well before the commencement of the Examination.
3. A candidate, who reports after 30 minutes of the commencement of the Examination, shall not be permitted to take the Examination.
4. Write your Roll No./Enrollment No. neatly and correctly on the right side of Answer Book in the box shown below the caption "To be filled by the candidate".
5. Write carefully the Name of Examination, Name of the Subject, Name of Paper/Course, Date of Examination at two places viz on the right side and on the left side of the cover page of the Answer Book at the space provided for purpose.
6. Mention the same Question No. against the answer of a question as given in the Question paper.
7. **After the declaration of result**, if the result of any candidate is captioned as PMA/LO/IR/DE/, he/she should immediately bring it to the notice of the Tabulation Section of Examination Wing within 15 days positively, failing which no claim whatsoever shall be entertained.
8. If a candidate appears in the subject/paper in which He/She is not otherwise eligible, His/Her examination to that subject/paper shall stand automatically cancelled and the candidate will have no claim whatsoever.



# University of Kashmir, Srinagar

## Admit Card

UG 5TH & 6TH Semester Backlog Examination Batch-2015.

<b>Course:</b>	<b>BA</b>	<b>Roll No:</b>	<b>20563978</b>
<b>Session:</b>	<b>Bi-Ann</b>	<b>Year:</b>	<b>2020</b>
<b>Name of the Candidate:</b>	RADIFA MUBEEN		
<b>Son/Daughter of:</b>	NAZIR AHMAD BHAT		
<b>Centre No:</b>	2		
<b>Name of the Centre:</b>	GOVT DEGREE COLLEGE, ANANTNAG (BOYS)		
<b>Subject(s) in which to be Examined:</b>	AR05		



Please admit the candidate (Provisionally) in the center for the subjects(s) mentioned in the statement to be held on the dates as given in the Date Sheet

**Sd/-**  
**Deputy controller of Examination**

### Important Examination and Result Guidelines:

While attempting your question paper in the examination hall, you have to strictly abide by various instructions which are printed on the cover page of each Answer Book. Some of the important guidelines are reproduced here for your benefit.

**Note: The appearance of the candidate is purely on provisional basis subject to determination of eligibility**

1. Always keep the Examination Admit Card/Roll No. Slip with you and show it the supervisory staff/inspection team on duty as and when required/demanded.
2. No candidate shall be allowed to carry inside the Examination Hall, any textual material, printed or written, bits of paper or any other material of like nature. If any candidate is found in possession of such material after commencement of examination- whether in use or not- he/she is liable to be disqualified. Cellular phones, pager and other Electronic devices are not allowed during the examination. Candidates must deposit these items in the custody of the supervisory staff well before the commencement of the Examination.
3. A candidate, who reports after 30 minutes of the commencement of the Examination, shall not be permitted to take the Examination.
4. Write your Roll No./Enrollment No. neatly and correctly on the right side of Answer Book in the box shown below the caption "To be filled by the candidate".
5. Write carefully the Name of Examination, Name of the Subject, Name of Paper/Course, Date of Examination at two places viz on the right side and on the left side of the cover page of the Answer Book at the space provided for purpose.
6. Mention the same Question No. against the answer of a question as given in the Question paper.
7. **After the declaration of result**, if the result of any candidate is captioned as PMA/LO/IR/DE/, he/she should immediately bring it to the notice of the Tabulation Section of Examination Wing within 15 days positively, failing which no claim whatsoever shall be entertained.
8. If a candidate appears in the subject/paper in which He/She is not otherwise eligible, His/Her examination to that subject/paper shall stand automatically cancelled and the candidate will have no claim whatsoever.



# University of Kashmir, Srinagar

## Admit Card

UG 5TH & 6TH Semester Backlog Examination Batch-2015.

<b>Course:</b>	<b>BA</b>	<b>Roll No:</b>	<b>20563979</b>
<b>Session:</b>	Bi-Ann	<b>Year:</b>	2020
<b>Name of the Candidate:</b>	AQIB MAQBOOL		
<b>Son/Daughter of:</b>	MOHD MAQBOOL RESHI		
<b>Centre No:</b>	2		
<b>Name of the Centre:</b>	GOVT DEGREE COLLEGE, ANANTNAG (BOYS)		
<b>Subject(s) in which to be Examined:</b>	AR05		

Please admit the candidate (Provisionally) in the center for the subjects(s) mentioned in the statement to be held on the dates as given in the Date Sheet

**Sd/-**  
**Deputy controller of Examination**

### Important Examination and Result Guidelines:

While attempting your question paper in the examination hall, you have to strictly abide by various instructions which are printed on the cover page of each Answer Book. Some of the important guidelines are reproduced here for your benefit.

**Note: The appearance of the candidate is purely on provisional basis subject to determination of eligibility**


1. Always keep the Examination Admit Card/Roll No. Slip with you and show it the supervisory staff/inspection team on duty as and when required/demanded.
2. No candidate shall be allowed to carry inside the Examination Hall, any textual material, printed or written, bits of paper or any other material of like nature. If any candidate is found in possession of such material after commencement of examination- whether in use or not- he/she is liable to be disqualified. Cellular phones, pager and other Electronic devices are not allowed during the examination. Candidates must deposit these items in the custody of the supervisory staff well before the commencement of the Examination.
3. A candidate, who reports after 30 minutes of the commencement of the Examination, shall not be permitted to take the Examination.
4. Write your Roll No./Enrollment No. neatly and correctly on the right side of Answer Book in the box shown below the caption "To be filled by the candidate".
5. Write carefully the Name of Examination, Name of the Subject, Name of Paper/Course, Date of Examination at two places viz on the right side and on the left side of the cover page of the Answer Book at the space provided for purpose.
6. Mention the same Question No. against the answer of a question as given in the Question paper.
7. **After the declaration of result**, if the result of any candidate is captioned as PMA/LO/IR/DE/, he/she should immediately bring it to the notice of the Tabulation Section of Examination Wing within 15 days positively, failing which no claim whatsoever shall be entertained.
8. If a candidate appears in the subject/paper in which He/She is not otherwise eligible, His/Her examination to that subject/paper shall stand automatically cancelled and the candidate will have no claim whatsoever.



# University of Kashmir, Srinagar

## Admit Card

UG 5TH & 6TH Semester Backlog Examination Batch-2015.

<b>Course:</b>	<b>BA</b>	<b>Roll No:</b>	<b>20563980</b>
<b>Session:</b>	<b>Bi-Ann</b>	<b>Year:</b>	<b>2020</b>
<b>Name of the Candidate:</b>	NUZHAT MOHMAD		
<b>Son/Daughter of:</b>	GULAM MOHAMMAD TEELI		
<b>Centre No:</b>	2		
<b>Name of the Centre:</b>	GOVT DEGREE COLLEGE, ANANTNAG (BOYS)		
<b>Subject(s) in which to be Examined:</b>	AR05		

Please admit the candidate (Provisionally) in the center for the subjects(s) mentioned in the statement to be held on the dates as given in the Date Sheet

**Sd/-**  
**Deputy controller of Examination**

### Important Examination and Result Guidelines:

While attempting your question paper in the examination hall, you have to strictly abide by various instructions which are printed on the cover page of each Answer Book. Some of the important guidelines are reproduced here for your benefit.

**Note: The appearance of the candidate is purely on provisional basis subject to determination of eligibility**


1. Always keep the Examination Admit Card/Roll No. Slip with you and show it the supervisory staff/inspection team on duty as and when required/demanded.
2. No candidate shall be allowed to carry inside the Examination Hall, any textual material, printed or written, bits of paper or any other material of like nature. If any candidate is found in possession of such material after commencement of examination- whether in use or not- he/she is liable to be disqualified. Cellular phones, pager and other Electronic devices are not allowed during the examination. Candidates must deposit these items in the custody of the supervisory staff well before the commencement of the Examination.
3. A candidate, who reports after 30 minutes of the commencement of the Examination, shall not be permitted to take the Examination.
4. Write your Roll No./Enrollment No. neatly and correctly on the right side of Answer Book in the box shown below the caption "To be filled by the candidate".
5. Write carefully the Name of Examination, Name of the Subject, Name of Paper/Course, Date of Examination at two places viz on the right side and on the left side of the cover page of the Answer Book at the space provided for purpose.
6. Mention the same Question No. against the answer of a question as given in the Question paper.
7. **After the declaration of result**, if the result of any candidate is captioned as PMA/LO/IR/DE/, he/she should immediately bring it to the notice of the Tabulation Section of Examination Wing within 15 days positively, failing which no claim whatsoever shall be entertained.
8. If a candidate appears in the subject/paper in which He/She is not otherwise eligible, His/Her examination to that subject/paper shall stand automatically cancelled and the candidate will have no claim whatsoever.



# University of Kashmir, Srinagar

## Admit Card

UG 5TH & 6TH Semester Backlog Examination Batch-2015.

<b>Course:</b>	<b>BA</b>	<b>Roll No:</b>	<b>20563981</b>
<b>Session:</b>	<b>Bi-Ann</b>	<b>Year:</b>	<b>2020</b>
<b>Name of the Candidate:</b>	RUQIYA ALI		
<b>Son/Daughter of:</b>	ALI MOHAMMED WANI		
<b>Centre No:</b>	2		
<b>Name of the Centre:</b>	GOVT DEGREE COLLEGE, ANANTNAG (BOYS)		
<b>Subject(s) in which to be Examined:</b>	AR05		

Please admit the candidate (Provisionally) in the center for the subjects(s) mentioned in the statement to be held on the dates as given in the Date Sheet

**Sd/-**  
**Deputy controller of Examination**

### Important Examination and Result Guidelines:

While attempting your question paper in the examination hall, you have to strictly abide by various instructions which are printed on the cover page of each Answer Book. Some of the important guidelines are reproduced here for your benefit.

**Note: The appearance of the candidate is purely on provisional basis subject to determination of eligibility**


1. Always keep the Examination Admit Card/Roll No. Slip with you and show it the supervisory staff/inspection team on duty as and when required/demanded.
2. No candidate shall be allowed to carry inside the Examination Hall, any textual material, printed or written, bits of paper or any other material of like nature. If any candidate is found in possession of such material after commencement of examination- whether in use or not- he/she is liable to be disqualified. Cellular phones, pager and other Electronic devices are not allowed during the examination. Candidates must deposit these items in the custody of the supervisory staff well before the commencement of the Examination.
3. A candidate, who reports after 30 minutes of the commencement of the Examination, shall not be permitted to take the Examination.
4. Write your Roll No./Enrollment No. neatly and correctly on the right side of Answer Book in the box shown below the caption "To be filled by the candidate".
5. Write carefully the Name of Examination, Name of the Subject, Name of Paper/Course, Date of Examination at two places viz on the right side and on the left side of the cover page of the Answer Book at the space provided for purpose.
6. Mention the same Question No. against the answer of a question as given in the Question paper.
7. **After the declaration of result**, if the result of any candidate is captioned as PMA/LO/IR/DE/, he/she should immediately bring it to the notice of the Tabulation Section of Examination Wing within 15 days positively, failing which no claim whatsoever shall be entertained.
8. If a candidate appears in the subject/paper in which He/She is not otherwise eligible, His/Her examination to that subject/paper shall stand automatically cancelled and the candidate will have no claim whatsoever.



# University of Kashmir, Srinagar

## Admit Card

UG 5TH & 6TH Semester Backlog Examination Batch-2015.

<b>Course:</b>	<b>BA</b>	<b>Roll No:</b>	<b>20563982</b>
<b>Session:</b>	<b>Bi-Ann</b>	<b>Year:</b>	<b>2020</b>
<b>Name of the Candidate:</b>	RAZIYA AKBAR		
<b>Son/Daughter of:</b>	MOHD AKBAR GANAIE		
<b>Centre No:</b>	2		
<b>Name of the Centre:</b>	GOVT DEGREE COLLEGE, ANANTNAG (BOYS)		
<b>Subject(s) in which to be Examined:</b>	AR05		

Please admit the candidate (Provisionally) in the center for the subjects(s) mentioned in the statement to be held on the dates as given in the Date Sheet

**Sd/-**  
**Deputy controller of Examination**

### Important Examination and Result Guidelines:

While attempting your question paper in the examination hall, you have to strictly abide by various instructions which are printed on the cover page of each Answer Book. Some of the important guidelines are reproduced here for your benefit.

**Note: The appearance of the candidate is purely on provisional basis subject to determination of eligibility**

1. Always keep the Examination Admit Card/Roll No. Slip with you and show it the supervisory staff/inspection team on duty as and when required/demanded.
2. No candidate shall be allowed to carry inside the Examination Hall, any textual material, printed or written, bits of paper or any other material of like nature. If any candidate is found in possession of such material after commencement of examination- whether in use or not- he/she is liable to be disqualified. Cellular phones, pager and other Electronic devices are not allowed during the examination. Candidates must deposit these items in the custody of the supervisory staff well before the commencement of the Examination.
3. A candidate, who reports after 30 minutes of the commencement of the Examination, shall not be permitted to take the Examination.
4. Write your Roll No./Enrollment No. neatly and correctly on the right side of Answer Book in the box shown below the caption "To be filled by the candidate".
5. Write carefully the Name of Examination, Name of the Subject, Name of Paper/Course, Date of Examination at two places viz on the right side and on the left side of the cover page of the Answer Book at the space provided for purpose.
6. Mention the same Question No. against the answer of a question as given in the Question paper.
7. **After the declaration of result**, if the result of any candidate is captioned as PMA/LO/IR/DE/, he/she should immediately bring it to the notice of the Tabulation Section of Examination Wing within 15 days positively, failing which no claim whatsoever shall be entertained.
8. If a candidate appears in the subject/paper in which He/She is not otherwise eligible, His/Her examination to that subject/paper shall stand automatically cancelled and the candidate will have no claim whatsoever.



# University of Kashmir, Srinagar

## Admit Card

UG 5TH & 6TH Semester Backlog Examination Batch-2015.

<b>Course:</b>	<b>BA</b>	<b>Roll No:</b>	<b>20563983</b>
<b>Session:</b>	<b>Bi-Ann</b>	<b>Year:</b>	<b>2020</b>
<b>Name of the Candidate:</b>	FAYAZ AHMAD RESHI		
<b>Son/Daughter of:</b>	ABDUL SATAR RESHI		
<b>Centre No:</b>	2		
<b>Name of the Centre:</b>	GOVT DEGREE COLLEGE, ANANTNAG (BOYS)		
<b>Subject(s) in which to be Examined:</b>	CA05		



Please admit the candidate (Provisionally) in the center for the subjects(s) mentioned in the statement to be held on the dates as given in the Date Sheet

**Sd/-**  
**Deputy controller of Examination**

### Important Examination and Result Guidelines:

While attempting your question paper in the examination hall, you have to strictly abide by various instructions which are printed on the cover page of each Answer Book. Some of the important guidelines are reproduced here for your benefit.

**Note: The appearance of the candidate is purely on provisional basis subject to determination of eligibility**

1. Always keep the Examination Admit Card/Roll No. Slip with you and show it the supervisory staff/inspection team on duty as and when required/demanded.
2. No candidate shall be allowed to carry inside the Examination Hall, any textual material, printed or written, bits of paper or any other material of like nature. If any candidate is found in possession of such material after commencement of examination- whether in use or not- he/she is liable to be disqualified. Cellular phones, pager and other Electronic devices are not allowed during the examination. Candidates must deposit these items in the custody of the supervisory staff well before the commencement of the Examination.
3. A candidate, who reports after 30 minutes of the commencement of the Examination, shall not be permitted to take the Examination.
4. Write your Roll No./Enrollment No. neatly and correctly on the right side of Answer Book in the box shown below the caption "To be filled by the candidate".
5. Write carefully the Name of Examination, Name of the Subject, Name of Paper/Course, Date of Examination at two places viz on the right side and on the left side of the cover page of the Answer Book at the space provided for purpose.
6. Mention the same Question No. against the answer of a question as given in the Question paper.
7. **After the declaration of result**, if the result of any candidate is captioned as PMA/LO/IR/DE/, he/she should immediately bring it to the notice of the Tabulation Section of Examination Wing within 15 days positively, failing which no claim whatsoever shall be entertained.
8. If a candidate appears in the subject/paper in which He/She is not otherwise eligible, His/Her examination to that subject/paper shall stand automatically cancelled and the candidate will have no claim whatsoever.






# University of Kashmir, Srinagar

## Admit Card

UG 5TH & 6TH Semester Backlog Examination Batch-2015.

<b>Course:</b>	<b>BA</b>	<b>Roll No:</b>	<b>20563984</b>
<b>Session:</b>	<b>Bi-Ann</b>	<b>Year:</b>	<b>2020</b>
<b>Name of the Candidate:</b>	SHAHEEN GULL		
<b>Son/Daughter of:</b>	GULL MOHAMMAD MIR		
<b>Centre No:</b>	2		
<b>Name of the Centre:</b>	GOVT DEGREE COLLEGE, ANANTNAG (BOYS)		
<b>Subject(s) in which to be Examined:</b>	IS05		

Please admit the candidate (Provisionally) in the center for the subjects(s) mentioned in the statement to be held on the dates as given in the Date Sheet

**Sd/-**  
**Deputy controller of Examination**

### Important Examination and Result Guidelines:

While attempting your question paper in the examination hall, you have to strictly abide by various instructions which are printed on the cover page of each Answer Book. Some of the important guidelines are reproduced here for your benefit.

**Note: The appearance of the candidate is purely on provisional basis subject to determination of eligibility**

1. Always keep the Examination Admit Card/Roll No. Slip with you and show it the supervisory staff/inspection team on duty as and when required/demanded.
2. No candidate shall be allowed to carry inside the Examination Hall, any textual material, printed or written, bits of paper or any other material of like nature. If any candidate is found in possession of such material after commencement of examination- whether in use or not- he/she is liable to be disqualified. Cellular phones, pager and other Electronic devices are not allowed during the examination. Candidates must deposit these items in the custody of the supervisory staff well before the commencement of the Examination.
3. A candidate, who reports after 30 minutes of the commencement of the Examination, shall not be permitted to take the Examination.
4. Write your Roll No./Enrollment No. neatly and correctly on the right side of Answer Book in the box shown below the caption "To be filled by the candidate".
5. Write carefully the Name of Examination, Name of the Subject, Name of Paper/Course, Date of Examination at two places viz on the right side and on the left side of the cover page of the Answer Book at the space provided for purpose.
6. Mention the same Question No. against the answer of a question as given in the Question paper.
7. **After the declaration of result**, if the result of any candidate is captioned as PMA/LO/IR/DE/, he/she should immediately bring it to the notice of the Tabulation Section of Examination Wing within 15 days positively, failing which no claim whatsoever shall be entertained.
8. If a candidate appears in the subject/paper in which He/She is not otherwise eligible, His/Her examination to that subject/paper shall stand automatically cancelled and the candidate will have no claim whatsoever.



# University of Kashmir, Srinagar

## Admit Card

UG 5TH & 6TH Semester Backlog Examination Batch-2015.

<b>Course:</b>	<b>BA</b>	<b>Roll No:</b>	<b>20563985</b>
<b>Session:</b>	<b>Bi-Ann</b>	<b>Year:</b>	<b>2020</b>
<b>Name of the Candidate:</b>	AADIL BASHIR LONE		
<b>Son/Daughter of:</b>	BASHIR AHMAD LONE		
<b>Centre No:</b>	2		
<b>Name of the Centre:</b>	GOVT DEGREE COLLEGE, ANANTNAG (BOYS)		
<b>Subject(s) in which to be Examined:</b>	IS05-ENG06		



Please admit the candidate (Provisionally) in the center for the subjects(s) mentioned in the statement to be held on the dates as given in the Date Sheet

**Sd/-**  
**Deputy controller of Examination**

### Important Examination and Result Guidelines:

While attempting your question paper in the examination hall, you have to strictly abide by various instructions which are printed on the cover page of each Answer Book. Some of the important guidelines are reproduced here for your benefit.

**Note: The appearance of the candidate is purely on provisional basis subject to determination of eligibility**

1. Always keep the Examination Admit Card/Roll No. Slip with you and show it the supervisory staff/inspection team on duty as and when required/demanded.
2. No candidate shall be allowed to carry inside the Examination Hall, any textual material, printed or written, bits of paper or any other material of like nature. If any candidate is found in possession of such material after commencement of examination- whether in use or not- he/she is liable to be disqualified. Cellular phones, pager and other Electronic devices are not allowed during the examination. Candidates must deposit these items in the custody of the supervisory staff well before the commencement of the Examination.
3. A candidate, who reports after 30 minutes of the commencement of the Examination, shall not be permitted to take the Examination.
4. Write your Roll No./Enrollment No. neatly and correctly on the right side of Answer Book in the box shown below the caption "To be filled by the candidate".
5. Write carefully the Name of Examination, Name of the Subject, Name of Paper/Course, Date of Examination at two places viz on the right side and on the left side of the cover page of the Answer Book at the space provided for purpose.
6. Mention the same Question No. against the answer of a question as given in the Question paper.
7. **After the declaration of result**, if the result of any candidate is captioned as PMA/LO/IR/DE/, he/she should immediately bring it to the notice of the Tabulation Section of Examination Wing within 15 days positively, failing which no claim whatsoever shall be entertained.
8. If a candidate appears in the subject/paper in which He/She is not otherwise eligible, His/Her examination to that subject/paper shall stand automatically cancelled and the candidate will have no claim whatsoever.



# University of Kashmir, Srinagar

## Admit Card

UG 5TH & 6TH Semester Backlog Examination Batch-2015.

<b>Course:</b>	<b>BA</b>	<b>Roll No:</b>	<b>20563986</b>
<b>Session:</b>	Bi-Ann	<b>Year:</b>	2020
<b>Name of the Candidate:</b>	RAYEES AHMAD KUMAR		
<b>Son/Daughter of:</b>	AB RAHIM KUMAR		
<b>Centre No:</b>	2		
<b>Name of the Centre:</b>	GOVT DEGREE COLLEGE, ANANTNAG (BOYS)		
<b>Subject(s) in which to be Examined:</b>	IS05-UR06		

Please admit the candidate (Provisionally) in the center for the subjects(s) mentioned in the statement to be held on the dates as given in the Date Sheet

**Sd/-**  
**Deputy controller of Examination**

### Important Examination and Result Guidelines:

While attempting your question paper in the examination hall, you have to strictly abide by various instructions which are printed on the cover page of each Answer Book. Some of the important guidelines are reproduced here for your benefit.

**Note: The appearance of the candidate is purely on provisional basis subject to determination of eligibility**

1. Always keep the Examination Admit Card/Roll No. Slip with you and show it the supervisory staff/inspection team on duty as and when required/demanded.
2. No candidate shall be allowed to carry inside the Examination Hall, any textual material, printed or written, bits of paper or any other material of like nature. If any candidate is found in possession of such material after commencement of examination- whether in use or not- he/she is liable to be disqualified. Cellular phones, pager and other Electronic devices are not allowed during the examination. Candidates must deposit these items in the custody of the supervisory staff well before the commencement of the Examination.
3. A candidate, who reports after 30 minutes of the commencement of the Examination, shall not be permitted to take the Examination.
4. Write your Roll No./Enrollment No. neatly and correctly on the right side of Answer Book in the box shown below the caption "To be filled by the candidate".
5. Write carefully the Name of Examination, Name of the Subject, Name of Paper/Course, Date of Examination at two places viz on the right side and on the left side of the cover page of the Answer Book at the space provided for purpose.
6. Mention the same Question No. against the answer of a question as given in the Question paper.
7. **After the declaration of result**, if the result of any candidate is captioned as PMA/LO/IR/DE/, he/she should immediately bring it to the notice of the Tabulation Section of Examination Wing within 15 days positively, failing which no claim whatsoever shall be entertained.
8. If a candidate appears in the subject/paper in which He/She is not otherwise eligible, His/Her examination to that subject/paper shall stand automatically cancelled and the candidate will have no claim whatsoever.



# University of Kashmir, Srinagar

## Admit Card

UG 5TH & 6TH Semester Backlog Examination Batch-2015.

<b>Course:</b>	<b>BA</b>	<b>Roll No:</b>	<b>20563987</b>
<b>Session:</b>	<b>Bi-Ann</b>	<b>Year:</b>	<b>2020</b>
<b>Name of the Candidate:</b>	BILAL AHMAD BADANA		
<b>Son/Daughter of:</b>	BANI BADANA		
<b>Centre No:</b>	2		
<b>Name of the Centre:</b>	GOVT DEGREE COLLEGE, ANANTNAG (BOYS)		
<b>Subject(s) in which to be Examined:</b>	IS05		



Please admit the candidate (Provisionally) in the center for the subjects(s) mentioned in the statement to be held on the dates as given in the Date Sheet

**Sd/-**  
**Deputy controller of Examination**

### Important Examination and Result Guidelines:

While attempting your question paper in the examination hall, you have to strictly abide by various instructions which are printed on the cover page of each Answer Book. Some of the important guidelines are reproduced here for your benefit.

**Note: The appearance of the candidate is purely on provisional basis subject to determination of eligibility**

1. Always keep the Examination Admit Card/Roll No. Slip with you and show it the supervisory staff/inspection team on duty as and when required/demanded.
2. No candidate shall be allowed to carry inside the Examination Hall, any textual material, printed or written, bits of paper or any other material of like nature. If any candidate is found in possession of such material after commencement of examination- whether in use or not- he/she is liable to be disqualified. Cellular phones, pager and other Electronic devices are not allowed during the examination. Candidates must deposit these items in the custody of the supervisory staff well before the commencement of the Examination.
3. A candidate, who reports after 30 minutes of the commencement of the Examination, shall not be permitted to take the Examination.
4. Write your Roll No./Enrollment No. neatly and correctly on the right side of Answer Book in the box shown below the caption "To be filled by the candidate".
5. Write carefully the Name of Examination, Name of the Subject, Name of Paper/Course, Date of Examination at two places viz on the right side and on the left side of the cover page of the Answer Book at the space provided for purpose.
6. Mention the same Question No. against the answer of a question as given in the Question paper.
7. **After the declaration of result**, if the result of any candidate is captioned as PMA/LO/IR/DE/, he/she should immediately bring it to the notice of the Tabulation Section of Examination Wing within 15 days positively, failing which no claim whatsoever shall be entertained.
8. If a candidate appears in the subject/paper in which He/She is not otherwise eligible, His/Her examination to that subject/paper shall stand automatically cancelled and the candidate will have no claim whatsoever.



# University of Kashmir, Srinagar

## Admit Card

UG 5TH & 6TH Semester Backlog Examination Batch-2015.

<b>Course:</b>	<b>BA</b>	<b>Roll No:</b>	<b>20563988</b>
<b>Session:</b>	<b>Bi-Ann</b>	<b>Year:</b>	<b>2020</b>
<b>Name of the Candidate:</b>	SAJAD AHMAD WANI		
<b>Son/Daughter of:</b>	ABDUL RASHID WANI		
<b>Centre No:</b>	2		
<b>Name of the Centre:</b>	GOVT DEGREE COLLEGE, ANANTNAG (BOYS)		
<b>Subject(s) in which to be Examined:</b>	MA05-MA06		



Please admit the candidate (Provisionally) in the center for the subjects(s) mentioned in the statement to be held on the dates as given in the Date Sheet

**Sd/-**  
**Deputy controller of Examination**

### Important Examination and Result Guidelines:

While attempting your question paper in the examination hall, you have to strictly abide by various instructions which are printed on the cover page of each Answer Book. Some of the important guidelines are reproduced here for your benefit.

**Note: The appearance of the candidate is purely on provisional basis subject to determination of eligibility**

1. Always keep the Examination Admit Card/Roll No. Slip with you and show it the supervisory staff/inspection team on duty as and when required/demanded.
2. No candidate shall be allowed to carry inside the Examination Hall, any textual material, printed or written, bits of paper or any other material of like nature. If any candidate is found in possession of such material after commencement of examination- whether in use or not- he/she is liable to be disqualified. Cellular phones, pager and other Electronic devices are not allowed during the examination. Candidates must deposit these items in the custody of the supervisory staff well before the commencement of the Examination.
3. A candidate, who reports after 30 minutes of the commencement of the Examination, shall not be permitted to take the Examination.
4. Write your Roll No./Enrollment No. neatly and correctly on the right side of Answer Book in the box shown below the caption "To be filled by the candidate".
5. Write carefully the Name of Examination, Name of the Subject, Name of Paper/Course, Date of Examination at two places viz on the right side and on the left side of the cover page of the Answer Book at the space provided for purpose.
6. Mention the same Question No. against the answer of a question as given in the Question paper.
7. **After the declaration of result**, if the result of any candidate is captioned as PMA/LO/IR/DE/, he/she should immediately bring it to the notice of the Tabulation Section of Examination Wing within 15 days positively, failing which no claim whatsoever shall be entertained.
8. If a candidate appears in the subject/paper in which He/She is not otherwise eligible, His/Her examination to that subject/paper shall stand automatically cancelled and the candidate will have no claim whatsoever.



# University of Kashmir, Srinagar

## Admit Card

UG 5TH & 6TH Semester Backlog Examination Batch-2015.

<b>Course:</b>	<b>BA</b>	<b>Roll No:</b>	<b>20563989</b>
<b>Session:</b>	<b>Bi-Ann</b>	<b>Year:</b>	<b>2020</b>
<b>Name of the Candidate:</b>	SAJAD AKRAM		
<b>Son/Daughter of:</b>	MOHD AKRAM PINCHOO		
<b>Centre No:</b>	2		
<b>Name of the Centre:</b>	GOVT DEGREE COLLEGE, ANANTNAG (BOYS)		
<b>Subject(s) in which to be Examined:</b>	IS05-IS06		



Please admit the candidate (Provisionally) in the center for the subjects(s) mentioned in the statement to be held on the dates as given in the Date Sheet

**Sd/-**  
**Deputy controller of Examination**

### Important Examination and Result Guidelines:

While attempting your question paper in the examination hall, you have to strictly abide by various instructions which are printed on the cover page of each Answer Book. Some of the important guidelines are reproduced here for your benefit.

**Note: The appearance of the candidate is purely on provisional basis subject to determination of eligibility**

1. Always keep the Examination Admit Card/Roll No. Slip with you and show it the supervisory staff/inspection team on duty as and when required/demanded.
2. No candidate shall be allowed to carry inside the Examination Hall, any textual material, printed or written, bits of paper or any other material of like nature. If any candidate is found in possession of such material after commencement of examination- whether in use or not- he/she is liable to be disqualified. Cellular phones, pager and other Electronic devices are not allowed during the examination. Candidates must deposit these items in the custody of the supervisory staff well before the commencement of the Examination.
3. A candidate, who reports after 30 minutes of the commencement of the Examination, shall not be permitted to take the Examination.
4. Write your Roll No./Enrollment No. neatly and correctly on the right side of Answer Book in the box shown below the caption "To be filled by the candidate".
5. Write carefully the Name of Examination, Name of the Subject, Name of Paper/Course, Date of Examination at two places viz on the right side and on the left side of the cover page of the Answer Book at the space provided for purpose.
6. Mention the same Question No. against the answer of a question as given in the Question paper.
7. **After the declaration of result**, if the result of any candidate is captioned as PMA/LO/IR/DE/, he/she should immediately bring it to the notice of the Tabulation Section of Examination Wing within 15 days positively, failing which no claim whatsoever shall be entertained.
8. If a candidate appears in the subject/paper in which He/She is not otherwise eligible, His/Her examination to that subject/paper shall stand automatically cancelled and the candidate will have no claim whatsoever.



# University of Kashmir, Srinagar

## Admit Card

UG 5TH & 6TH Semester Backlog Examination Batch-2015.

<b>Course:</b>	<b>BA</b>	<b>Roll No:</b>	<b>20563990</b>
<b>Session:</b>	<b>Bi-Ann</b>	<b>Year:</b>	<b>2020</b>
<b>Name of the Candidate:</b>	SUMIYA JAN		
<b>Son/Daughter of:</b>	GHULAM QADIR ITOO		
<b>Centre No:</b>	2		
<b>Name of the Centre:</b>	GOVT DEGREE COLLEGE, ANANTNAG (BOYS)		
<b>Subject(s) in which to be Examined:</b>	IS05		



Please admit the candidate (Provisionally) in the center for the subjects(s) mentioned in the statement to be held on the dates as given in the Date Sheet

**Sd/-**  
**Deputy controller of Examination**

### Important Examination and Result Guidelines:

While attempting your question paper in the examination hall, you have to strictly abide by various instructions which are printed on the cover page of each Answer Book. Some of the important guidelines are reproduced here for your benefit.

**Note: The appearance of the candidate is purely on provisional basis subject to determination of eligibility**

1. Always keep the Examination Admit Card/Roll No. Slip with you and show it the supervisory staff/inspection team on duty as and when required/demanded.
2. No candidate shall be allowed to carry inside the Examination Hall, any textual material, printed or written, bits of paper or any other material of like nature. If any candidate is found in possession of such material after commencement of examination- whether in use or not- he/she is liable to be disqualified. Cellular phones, pager and other Electronic devices are not allowed during the examination. Candidates must deposit these items in the custody of the supervisory staff well before the commencement of the Examination.
3. A candidate, who reports after 30 minutes of the commencement of the Examination, shall not be permitted to take the Examination.
4. Write your Roll No./Enrollment No. neatly and correctly on the right side of Answer Book in the box shown below the caption "To be filled by the candidate".
5. Write carefully the Name of Examination, Name of the Subject, Name of Paper/Course, Date of Examination at two places viz on the right side and on the left side of the cover page of the Answer Book at the space provided for purpose.
6. Mention the same Question No. against the answer of a question as given in the Question paper.
7. **After the declaration of result**, if the result of any candidate is captioned as PMA/LO/IR/DE/, he/she should immediately bring it to the notice of the Tabulation Section of Examination Wing within 15 days positively, failing which no claim whatsoever shall be entertained.
8. If a candidate appears in the subject/paper in which He/She is not otherwise eligible, His/Her examination to that subject/paper shall stand automatically cancelled and the candidate will have no claim whatsoever.



# University of Kashmir, Srinagar

## Admit Card

UG 5TH & 6TH Semester Backlog Examination Batch-2015.

<b>Course:</b>	<b>BA</b>	<b>Roll No:</b>	<b>20563991</b>
<b>Session:</b>	<b>Bi-Ann</b>	<b>Year:</b>	<b>2020</b>
<b>Name of the Candidate:</b>	SHAKIR AHMAD TARRY		
<b>Son/Daughter of:</b>	BASHIR AHMAD TARRY		
<b>Centre No:</b>	2		
<b>Name of the Centre:</b>	GOVT DEGREE COLLEGE, ANANTNAG (BOYS)		
<b>Subject(s) in which to be Examined:</b>	PS05-ENG06		



Please admit the candidate (Provisionally) in the center for the subjects(s) mentioned in the statement to be held on the dates as given in the Date Sheet

**Sd/-**  
**Deputy controller of Examination**

### Important Examination and Result Guidelines:

While attempting your question paper in the examination hall, you have to strictly abide by various instructions which are printed on the cover page of each Answer Book. Some of the important guidelines are reproduced here for your benefit.

**Note: The appearance of the candidate is purely on provisional basis subject to determination of eligibility**

1. Always keep the Examination Admit Card/Roll No. Slip with you and show it the supervisory staff/inspection team on duty as and when required/demanded.
2. No candidate shall be allowed to carry inside the Examination Hall, any textual material, printed or written, bits of paper or any other material of like nature. If any candidate is found in possession of such material after commencement of examination- whether in use or not- he/she is liable to be disqualified. Cellular phones, pager and other Electronic devices are not allowed during the examination. Candidates must deposit these items in the custody of the supervisory staff well before the commencement of the Examination.
3. A candidate, who reports after 30 minutes of the commencement of the Examination, shall not be permitted to take the Examination.
4. Write your Roll No./Enrollment No. neatly and correctly on the right side of Answer Book in the box shown below the caption "To be filled by the candidate".
5. Write carefully the Name of Examination, Name of the Subject, Name of Paper/Course, Date of Examination at two places viz on the right side and on the left side of the cover page of the Answer Book at the space provided for purpose.
6. Mention the same Question No. against the answer of a question as given in the Question paper.
7. **After the declaration of result**, if the result of any candidate is captioned as PMA/LO/IR/DE/, he/she should immediately bring it to the notice of the Tabulation Section of Examination Wing within 15 days positively, failing which no claim whatsoever shall be entertained.
8. If a candidate appears in the subject/paper in which He/She is not otherwise eligible, His/Her examination to that subject/paper shall stand automatically cancelled and the candidate will have no claim whatsoever.






# University of Kashmir, Srinagar

## Admit Card

UG 5TH & 6TH Semester Backlog Examination Batch-2015.

<b>Course:</b>	<b>BA</b>	<b>Roll No:</b>	<b>20563992</b>
<b>Session:</b>	<b>Bi-Ann</b>	<b>Year:</b>	<b>2020</b>
<b>Name of the Candidate:</b>	BILAL AHMAD SHEIKH		
<b>Son/Daughter of:</b>	ABDUL RASHID SHEIKH		
<b>Centre No:</b>	2		
<b>Name of the Centre:</b>	GOVT DEGREE COLLEGE, ANANTNAG (BOYS)		
<b>Subject(s) in which to be Examined:</b>	IS05		

Please admit the candidate (Provisionally) in the center for the subjects(s) mentioned in the statement to be held on the dates as given in the Date Sheet

**Sd/-**  
**Deputy controller of Examination**

### Important Examination and Result Guidelines:

While attempting your question paper in the examination hall, you have to strictly abide by various instructions which are printed on the cover page of each Answer Book. Some of the important guidelines are reproduced here for your benefit.

**Note: The appearance of the candidate is purely on provisional basis subject to determination of eligibility**

1. Always keep the Examination Admit Card/Roll No. Slip with you and show it the supervisory staff/inspection team on duty as and when required/demanded.
2. No candidate shall be allowed to carry inside the Examination Hall, any textual material, printed or written, bits of paper or any other material of like nature. If any candidate is found in possession of such material after commencement of examination- whether in use or not- he/she is liable to be disqualified. Cellular phones, pager and other Electronic devices are not allowed during the examination. Candidates must deposit these items in the custody of the supervisory staff well before the commencement of the Examination.
3. A candidate, who reports after 30 minutes of the commencement of the Examination, shall not be permitted to take the Examination.
4. Write your Roll No./Enrollment No. neatly and correctly on the right side of Answer Book in the box shown below the caption "To be filled by the candidate".
5. Write carefully the Name of Examination, Name of the Subject, Name of Paper/Course, Date of Examination at two places viz on the right side and on the left side of the cover page of the Answer Book at the space provided for purpose.
6. Mention the same Question No. against the answer of a question as given in the Question paper.
7. **After the declaration of result**, if the result of any candidate is captioned as PMA/LO/IR/DE/, he/she should immediately bring it to the notice of the Tabulation Section of Examination Wing within 15 days positively, failing which no claim whatsoever shall be entertained.
8. If a candidate appears in the subject/paper in which He/She is not otherwise eligible, His/Her examination to that subject/paper shall stand automatically cancelled and the candidate will have no claim whatsoever.



# University of Kashmir, Srinagar

## Admit Card

UG 5TH & 6TH Semester Backlog Examination Batch-2015.

**Course:** BA **Roll No:** 20563993

**Session:** Bi-Ann **Year:** 2020

**Name of the Candidate:** RIZWANA BIN TI SHAFI

**Son/Daughter of:** MOHD SHAFI BHAT

**Centre No:** 2

**Name of the Centre:** GOVT DEGREE COLLEGE, ANANTNAG (BOYS)

**Subject(s) in which to be Examined:** ED05-AR05-



Please admit the candidate (Provisionally) in the center for the subjects(s) mentioned in the statement to be held on the dates as given in the Date Sheet

Sd/-

Deputy controller of Examination

### Important Examination and Result Guidelines:

While attempting your question paper in the examination hall, you have to strictly abide by various instructions which are printed on the cover page of each Answer Book. Some of the important guidelines are reproduced here for your benefit.

**Note: The appearance of the candidate is purely on provisional basis subject to determination of eligibility**

1. Always keep the Examination Admit Card/Roll No. Slip with you and show it the supervisory staff/inspection team on duty as and when required/demanded.
2. No candidate shall be allowed to carry inside the Examination Hall, any textual material, printed or written, bits of paper or any other material of like nature. If any candidate is found in possession of such material after commencement of examination- whether in use or not- he/she is liable to be disqualified. Cellular phones, pager and other Electronic devices are not allowed during the examination. Candidates must deposit these items in the custody of the supervisory staff well before the commencement of the Examination.
3. A candidate, who reports after 30 minutes of the commencement of the Examination, shall not be permitted to take the Examination.
4. Write your Roll No./Enrollment No. neatly and correctly on the right side of Answer Book in the box shown below the caption "To be filled by the candidate".
5. Write carefully the Name of Examination, Name of the Subject, Name of Paper/Course, Date of Examination at two places viz on the right side and on the left side of the cover page of the Answer Book at the space provided for purpose.
6. Mention the same Question No. against the answer of a question as given in the Question paper.
7. **After the declaration of result**, if the result of any candidate is captioned as PMA/LO/IR/DE/, he/she should immediately bring it to the notice of the Tabulation Section of Examination Wing within 15 days positively, failing which no claim whatsoever shall be entertained.
8. If a candidate appears in the subject/paper in which He/She is not otherwise eligible, His/Her examination to that subject/paper shall stand automatically cancelled and the candidate will have no claim whatsoever.



# University of Kashmir, Srinagar

## Admit Card

UG 5TH & 6TH Semester Backlog Examination Batch-2015.

<b>Course:</b>	<b>BA</b>	<b>Roll No:</b>	<b>20563994</b>
<b>Session:</b>	<b>Bi-Ann</b>	<b>Year:</b>	<b>2020</b>
<b>Name of the Candidate:</b>	ISHRAT SHAFI		
<b>Son/Daughter of:</b>	MOHAMMAD SHAFI HAJAM		
<b>Centre No:</b>	2		
<b>Name of the Centre:</b>	GOVT DEGREE COLLEGE, ANANTNAG (BOYS)		
<b>Subject(s) in which to be Examined:</b>	ED05		



Please admit the candidate (Provisionally) in the center for the subjects(s) mentioned in the statement to be held on the dates as given in the Date Sheet

**Sd/-**  
**Deputy controller of Examination**

### Important Examination and Result Guidelines:

While attempting your question paper in the examination hall, you have to strictly abide by various instructions which are printed on the cover page of each Answer Book. Some of the important guidelines are reproduced here for your benefit.

**Note: The appearance of the candidate is purely on provisional basis subject to determination of eligibility**

1. Always keep the Examination Admit Card/Roll No. Slip with you and show it the supervisory staff/inspection team on duty as and when required/demanded.
2. No candidate shall be allowed to carry inside the Examination Hall, any textual material, printed or written, bits of paper or any other material of like nature. If any candidate is found in possession of such material after commencement of examination- whether in use or not- he/she is liable to be disqualified. Cellular phones, pager and other Electronic devices are not allowed during the examination. Candidates must deposit these items in the custody of the supervisory staff well before the commencement of the Examination.
3. A candidate, who reports after 30 minutes of the commencement of the Examination, shall not be permitted to take the Examination.
4. Write your Roll No./Enrollment No. neatly and correctly on the right side of Answer Book in the box shown below the caption "To be filled by the candidate".
5. Write carefully the Name of Examination, Name of the Subject, Name of Paper/Course, Date of Examination at two places viz on the right side and on the left side of the cover page of the Answer Book at the space provided for purpose.
6. Mention the same Question No. against the answer of a question as given in the Question paper.
7. **After the declaration of result**, if the result of any candidate is captioned as PMA/LO/IR/DE/, he/she should immediately bring it to the notice of the Tabulation Section of Examination Wing within 15 days positively, failing which no claim whatsoever shall be entertained.
8. If a candidate appears in the subject/paper in which He/She is not otherwise eligible, His/Her examination to that subject/paper shall stand automatically cancelled and the candidate will have no claim whatsoever.



# University of Kashmir, Srinagar

## Admit Card

UG 5TH & 6TH Semester Backlog Examination Batch-2015.

<b>Course:</b>	<b>BA</b>	<b>Roll No:</b>	<b>20563995</b>
<b>Session:</b>	<b>Bi-Ann</b>	<b>Year:</b>	<b>2020</b>
<b>Name of the Candidate:</b>	ASIF BASHIR		
<b>Son/Daughter of:</b>	BASHIR AHMAD GUROO		
<b>Centre No:</b>	2		
<b>Name of the Centre:</b>	GOVT DEGREE COLLEGE, ANANTNAG (BOYS)		
<b>Subject(s) in which to be Examined:</b>	PS05		



Please admit the candidate (Provisionally) in the center for the subjects(s) mentioned in the statement to be held on the dates as given in the Date Sheet

**Sd/-**  
**Deputy controller of Examination**

### Important Examination and Result Guidelines:

While attempting your question paper in the examination hall, you have to strictly abide by various instructions which are printed on the cover page of each Answer Book. Some of the important guidelines are reproduced here for your benefit.

**Note: The appearance of the candidate is purely on provisional basis subject to determination of eligibility**


1. Always keep the Examination Admit Card/Roll No. Slip with you and show it the supervisory staff/inspection team on duty as and when required/demanded.
2. No candidate shall be allowed to carry inside the Examination Hall, any textual material, printed or written, bits of paper or any other material of like nature. If any candidate is found in possession of such material after commencement of examination- whether in use or not- he/she is liable to be disqualified. Cellular phones, pager and other Electronic devices are not allowed during the examination. Candidates must deposit these items in the custody of the supervisory staff well before the commencement of the Examination.
3. A candidate, who reports after 30 minutes of the commencement of the Examination, shall not be permitted to take the Examination.
4. Write your Roll No./Enrollment No. neatly and correctly on the right side of Answer Book in the box shown below the caption "To be filled by the candidate".
5. Write carefully the Name of Examination, Name of the Subject, Name of Paper/Course, Date of Examination at two places viz on the right side and on the left side of the cover page of the Answer Book at the space provided for purpose.
6. Mention the same Question No. against the answer of a question as given in the Question paper.
7. **After the declaration of result**, if the result of any candidate is captioned as PMA/LO/IR/DE/, he/she should immediately bring it to the notice of the Tabulation Section of Examination Wing within 15 days positively, failing which no claim whatsoever shall be entertained.
8. If a candidate appears in the subject/paper in which He/She is not otherwise eligible, His/Her examination to that subject/paper shall stand automatically cancelled and the candidate will have no claim whatsoever.



# University of Kashmir, Srinagar

## Admit Card

UG 5TH & 6TH Semester Backlog Examination Batch-2015.

<b>Course:</b>	<b>BA</b>	<b>Roll No:</b>	<b>20563996</b>
<b>Session:</b>	<b>Bi-Ann</b>	<b>Year:</b>	<b>2020</b>
<b>Name of the Candidate:</b>	SHATIUN NAZIR		
<b>Son/Daughter of:</b>	NAZIR AHMAD MIR		
<b>Centre No:</b>	2		
<b>Name of the Centre:</b>	GOVT DEGREE COLLEGE, ANANTNAG (BOYS)		
<b>Subject(s) in which to be Examined:</b>	ED05-EC06		

Please admit the candidate (Provisionally) in the center for the subjects(s) mentioned in the statement to be held on the dates as given in the Date Sheet

**Sd/-**  
**Deputy controller of Examination**

### Important Examination and Result Guidelines:

While attempting your question paper in the examination hall, you have to strictly abide by various instructions which are printed on the cover page of each Answer Book. Some of the important guidelines are reproduced here for your benefit.

**Note: The appearance of the candidate is purely on provisional basis subject to determination of eligibility**


1. Always keep the Examination Admit Card/Roll No. Slip with you and show it the supervisory staff/inspection team on duty as and when required/demanded.
2. No candidate shall be allowed to carry inside the Examination Hall, any textual material, printed or written, bits of paper or any other material of like nature. If any candidate is found in possession of such material after commencement of examination- whether in use or not- he/she is liable to be disqualified. Cellular phones, pager and other Electronic devices are not allowed during the examination. Candidates must deposit these items in the custody of the supervisory staff well before the commencement of the Examination.
3. A candidate, who reports after 30 minutes of the commencement of the Examination, shall not be permitted to take the Examination.
4. Write your Roll No./Enrollment No. neatly and correctly on the right side of Answer Book in the box shown below the caption "To be filled by the candidate".
5. Write carefully the Name of Examination, Name of the Subject, Name of Paper/Course, Date of Examination at two places viz on the right side and on the left side of the cover page of the Answer Book at the space provided for purpose.
6. Mention the same Question No. against the answer of a question as given in the Question paper.
7. **After the declaration of result**, if the result of any candidate is captioned as PMA/LO/IR/DE/, he/she should immediately bring it to the notice of the Tabulation Section of Examination Wing within 15 days positively, failing which no claim whatsoever shall be entertained.
8. If a candidate appears in the subject/paper in which He/She is not otherwise eligible, His/Her examination to that subject/paper shall stand automatically cancelled and the candidate will have no claim whatsoever.



# University of Kashmir, Srinagar

## Admit Card

UG 5TH & 6TH Semester Backlog Examination Batch-2015.

<b>Course:</b>	<b>BA</b>	<b>Roll No:</b>	<b>20563997</b>
<b>Session:</b>	Bi-Ann	<b>Year:</b>	2020
<b>Name of the Candidate:</b>	ZUBAIR RASHID DAR		
<b>Son/Daughter of:</b>	AB RASHID DAR		
<b>Centre No:</b>	2		
<b>Name of the Centre:</b>	GOVT DEGREE COLLEGE, ANANTNAG (BOYS)		
<b>Subject(s) in which to be Examined:</b>	IS05		

Please admit the candidate (Provisionally) in the center for the subjects(s) mentioned in the statement to be held on the dates as given in the Date Sheet

Sd/-  
Deputy controller of Examination

### Important Examination and Result Guidelines:

While attempting your question paper in the examination hall, you have to strictly abide by various instructions which are printed on the cover page of each Answer Book. Some of the important guidelines are reproduced here for your benefit.

**Note: The appearance of the candidate is purely on provisional basis subject to determination of eligibility**

1. Always keep the Examination Admit Card/Roll No. Slip with you and show it the supervisory staff/inspection team on duty as and when required/demanded.
2. No candidate shall be allowed to carry inside the Examination Hall, any textual material, printed or written, bits of paper or any other material of like nature. If any candidate is found in possession of such material after commencement of examination- whether in use or not- he/she is liable to be disqualified. Cellular phones, pager and other Electronic devices are not allowed during the examination. Candidates must deposit these items in the custody of the supervisory staff well before the commencement of the Examination.
3. A candidate, who reports after 30 minutes of the commencement of the Examination, shall not be permitted to take the Examination.
4. Write your Roll No./Enrollment No. neatly and correctly on the right side of Answer Book in the box shown below the caption "To be filled by the candidate".
5. Write carefully the Name of Examination, Name of the Subject, Name of Paper/Course, Date of Examination at two places viz on the right side and on the left side of the cover page of the Answer Book at the space provided for purpose.
6. Mention the same Question No. against the answer of a question as given in the Question paper.
7. **After the declaration of result**, if the result of any candidate is captioned as PMA/LO/IR/DE/, he/she should immediately bring it to the notice of the Tabulation Section of Examination Wing within 15 days positively, failing which no claim whatsoever shall be entertained.
8. If a candidate appears in the subject/paper in which He/She is not otherwise eligible, His/Her examination to that subject/paper shall stand automatically cancelled and the candidate will have no claim whatsoever.



# University of Kashmir, Srinagar

## Admit Card

UG 5TH & 6TH Semester Backlog Examination Batch-2015.

<b>Course:</b>	<b>BA</b>	<b>Roll No:</b>	<b>20563998</b>
<b>Session:</b>	Bi-Ann	<b>Year:</b>	2020
<b>Name of the Candidate:</b>	MOHD IQBAL BHAT		
<b>Son/Daughter of:</b>	GULL MOHD BHAT		
<b>Centre No:</b>	2		
<b>Name of the Centre:</b>	GOVT DEGREE COLLEGE, ANANTNAG (BOYS)		
<b>Subject(s) in which to be Examined:</b>	EC05-EC06-HS06		

Please admit the candidate (Provisionally) in the center for the subjects(s) mentioned in the statement to be held on the dates as given in the Date Sheet

**Sd/-**  
**Deputy controller of Examination**

### Important Examination and Result Guidelines:

While attempting your question paper in the examination hall, you have to strictly abide by various instructions which are printed on the cover page of each Answer Book. Some of the important guidelines are reproduced here for your benefit.

**Note: The appearance of the candidate is purely on provisional basis subject to determination of eligibility**


1. Always keep the Examination Admit Card/Roll No. Slip with you and show it the supervisory staff/inspection team on duty as and when required/demanded.
2. No candidate shall be allowed to carry inside the Examination Hall, any textual material, printed or written, bits of paper or any other material of like nature. If any candidate is found in possession of such material after commencement of examination- whether in use or not- he/she is liable to be disqualified. Cellular phones, pager and other Electronic devices are not allowed during the examination. Candidates must deposit these items in the custody of the supervisory staff well before the commencement of the Examination.
3. A candidate, who reports after 30 minutes of the commencement of the Examination, shall not be permitted to take the Examination.
4. Write your Roll No./Enrollment No. neatly and correctly on the right side of Answer Book in the box shown below the caption "To be filled by the candidate".
5. Write carefully the Name of Examination, Name of the Subject, Name of Paper/Course, Date of Examination at two places viz on the right side and on the left side of the cover page of the Answer Book at the space provided for purpose.
6. Mention the same Question No. against the answer of a question as given in the Question paper.
7. **After the declaration of result**, if the result of any candidate is captioned as PMA/LO/IR/DE/, he/she should immediately bring it to the notice of the Tabulation Section of Examination Wing within 15 days positively, failing which no claim whatsoever shall be entertained.
8. If a candidate appears in the subject/paper in which He/She is not otherwise eligible, His/Her examination to that subject/paper shall stand automatically cancelled and the candidate will have no claim whatsoever.



# University of Kashmir, Srinagar

## Admit Card

UG 5TH & 6TH Semester Backlog Examination Batch-2015.

<b>Course:</b>	<b>BA</b>	<b>Roll No:</b>	<b>20563999</b>
<b>Session:</b>	<b>Bi-Ann</b>	<b>Year:</b>	<b>2020</b>
<b>Name of the Candidate:</b>	ROOHIE RASHID		
<b>Son/Daughter of:</b>	AB RASHID SOFI		
<b>Centre No:</b>	2		
<b>Name of the Centre:</b>	GOVT DEGREE COLLEGE, ANANTNAG (BOYS)		
<b>Subject(s) in which to be Examined:</b>	ENG05-IS05-IS06		

Please admit the candidate (Provisionally) in the center for the subjects(s) mentioned in the statement to be held on the dates as given in the Date Sheet

**Sd/-**  
**Deputy controller of Examination**

### Important Examination and Result Guidelines:

While attempting your question paper in the examination hall, you have to strictly abide by various instructions which are printed on the cover page of each Answer Book. Some of the important guidelines are reproduced here for your benefit.

**Note: The appearance of the candidate is purely on provisional basis subject to determination of eligibility**

1. Always keep the Examination Admit Card/Roll No. Slip with you and show it the supervisory staff/inspection team on duty as and when required/demanded.
2. No candidate shall be allowed to carry inside the Examination Hall, any textual material, printed or written, bits of paper or any other material of like nature. If any candidate is found in possession of such material after commencement of examination- whether in use or not- he/she is liable to be disqualified. Cellular phones, pager and other Electronic devices are not allowed during the examination. Candidates must deposit these items in the custody of the supervisory staff well before the commencement of the Examination.
3. A candidate, who reports after 30 minutes of the commencement of the Examination, shall not be permitted to take the Examination.
4. Write your Roll No./Enrollment No. neatly and correctly on the right side of Answer Book in the box shown below the caption "To be filled by the candidate".
5. Write carefully the Name of Examination, Name of the Subject, Name of Paper/Course, Date of Examination at two places viz on the right side and on the left side of the cover page of the Answer Book at the space provided for purpose.
6. Mention the same Question No. against the answer of a question as given in the Question paper.
7. **After the declaration of result**, if the result of any candidate is captioned as PMA/LO/IR/DE/, he/she should immediately bring it to the notice of the Tabulation Section of Examination Wing within 15 days positively, failing which no claim whatsoever shall be entertained.
8. If a candidate appears in the subject/paper in which He/She is not otherwise eligible, His/Her examination to that subject/paper shall stand automatically cancelled and the candidate will have no claim whatsoever.






# University of Kashmir, Srinagar

## Admit Card

UG 5TH & 6TH Semester Backlog Examination Batch-2015.

<b>Course:</b>	<b>BA</b>	<b>Roll No:</b>	<b>20564000</b>
<b>Session:</b>	<b>Bi-Ann</b>	<b>Year:</b>	<b>2020</b>
<b>Name of the Candidate:</b>	ZULALI FAROOQ		
<b>Son/Daughter of:</b>	FAROOQ AHMAD RATHER		
<b>Centre No:</b>	2		
<b>Name of the Centre:</b>	GOVT DEGREE COLLEGE, ANANTNAG (BOYS)		
<b>Subject(s) in which to be Examined:</b>	ENG06		

Please admit the candidate (Provisionally) in the center for the subjects(s) mentioned in the statement to be held on the dates as given in the Date Sheet

**Sd/-**  
**Deputy controller of Examination**

### Important Examination and Result Guidelines:

While attempting your question paper in the examination hall, you have to strictly abide by various instructions which are printed on the cover page of each Answer Book. Some of the important guidelines are reproduced here for your benefit.

**Note: The appearance of the candidate is purely on provisional basis subject to determination of eligibility**


1. Always keep the Examination Admit Card/Roll No. Slip with you and show it the supervisory staff/inspection team on duty as and when required/demanded.
2. No candidate shall be allowed to carry inside the Examination Hall, any textual material, printed or written, bits of paper or any other material of like nature. If any candidate is found in possession of such material after commencement of examination- whether in use or not- he/she is liable to be disqualified. Cellular phones, pager and other Electronic devices are not allowed during the examination. Candidates must deposit these items in the custody of the supervisory staff well before the commencement of the Examination.
3. A candidate, who reports after 30 minutes of the commencement of the Examination, shall not be permitted to take the Examination.
4. Write your Roll No./Enrollment No. neatly and correctly on the right side of Answer Book in the box shown below the caption "To be filled by the candidate".
5. Write carefully the Name of Examination, Name of the Subject, Name of Paper/Course, Date of Examination at two places viz on the right side and on the left side of the cover page of the Answer Book at the space provided for purpose.
6. Mention the same Question No. against the answer of a question as given in the Question paper.
7. **After the declaration of result**, if the result of any candidate is captioned as PMA/LO/IR/DE/, he/she should immediately bring it to the notice of the Tabulation Section of Examination Wing within 15 days positively, failing which no claim whatsoever shall be entertained.
8. If a candidate appears in the subject/paper in which He/She is not otherwise eligible, His/Her examination to that subject/paper shall stand automatically cancelled and the candidate will have no claim whatsoever.



# University of Kashmir, Srinagar

## Admit Card

UG 5TH & 6TH Semester Backlog Examination Batch-2015.

<b>Course:</b>	<b>BA</b>	<b>Roll No:</b>	<b>20564001</b>
<b>Session:</b>	<b>Bi-Ann</b>	<b>Year:</b>	<b>2020</b>
<b>Name of the Candidate:</b>	SUHAIL AHMAD DAR		
<b>Son/Daughter of:</b>	MOHD RAMZAN DAR		
<b>Centre No:</b>	2		
<b>Name of the Centre:</b>	GOVT DEGREE COLLEGE, ANANTNAG (BOYS)		
<b>Subject(s) in which to be Examined:</b>	PS06		

Please admit the candidate (Provisionally) in the center for the subjects(s) mentioned in the statement to be held on the dates as given in the Date Sheet

**Sd/-**  
**Deputy controller of Examination**

### Important Examination and Result Guidelines:

While attempting your question paper in the examination hall, you have to strictly abide by various instructions which are printed on the cover page of each Answer Book. Some of the important guidelines are reproduced here for your benefit.

**Note: The appearance of the candidate is purely on provisional basis subject to determination of eligibility**

1. Always keep the Examination Admit Card/Roll No. Slip with you and show it the supervisory staff/inspection team on duty as and when required/demanded.
2. No candidate shall be allowed to carry inside the Examination Hall, any textual material, printed or written, bits of paper or any other material of like nature. If any candidate is found in possession of such material after commencement of examination- whether in use or not- he/she is liable to be disqualified. Cellular phones, pager and other Electronic devices are not allowed during the examination. Candidates must deposit these items in the custody of the supervisory staff well before the commencement of the Examination.
3. A candidate, who reports after 30 minutes of the commencement of the Examination, shall not be permitted to take the Examination.
4. Write your Roll No./Enrollment No. neatly and correctly on the right side of Answer Book in the box shown below the caption "To be filled by the candidate".
5. Write carefully the Name of Examination, Name of the Subject, Name of Paper/Course, Date of Examination at two places viz on the right side and on the left side of the cover page of the Answer Book at the space provided for purpose.
6. Mention the same Question No. against the answer of a question as given in the Question paper.
7. **After the declaration of result**, if the result of any candidate is captioned as PMA/LO/IR/DE/, he/she should immediately bring it to the notice of the Tabulation Section of Examination Wing within 15 days positively, failing which no claim whatsoever shall be entertained.
8. If a candidate appears in the subject/paper in which He/She is not otherwise eligible, His/Her examination to that subject/paper shall stand automatically cancelled and the candidate will have no claim whatsoever.



# University of Kashmir, Srinagar

## Admit Card

UG 5TH & 6TH Semester Backlog Examination Batch-2015.

<b>Course:</b>	<b>BA</b>	<b>Roll No:</b>	<b>20564002</b>
<b>Session:</b>	Bi-Ann	<b>Year:</b>	2020
<b>Name of the Candidate:</b>	SHAHID MAJEED BHAT		
<b>Son/Daughter of:</b>	AB MAJEED BHAT		
<b>Centre No:</b>	2		
<b>Name of the Centre:</b>	GOVT DEGREE COLLEGE, ANANTNAG (BOYS)		
<b>Subject(s) in which to be Examined:</b>	HS06		

Please admit the candidate (Provisionally) in the center for the subjects(s) mentioned in the statement to be held on the dates as given in the Date Sheet

Sd/-  
Deputy controller of Examination

### Important Examination and Result Guidelines:

While attempting your question paper in the examination hall, you have to strictly abide by various instructions which are printed on the cover page of each Answer Book. Some of the important guidelines are reproduced here for your benefit.

**Note: The appearance of the candidate is purely on provisional basis subject to determination of eligibility**

1. Always keep the Examination Admit Card/Roll No. Slip with you and show it the supervisory staff/inspection team on duty as and when required/demanded.
2. No candidate shall be allowed to carry inside the Examination Hall, any textual material, printed or written, bits of paper or any other material of like nature. If any candidate is found in possession of such material after commencement of examination- whether in use or not- he/she is liable to be disqualified. Cellular phones, pager and other Electronic devices are not allowed during the examination. Candidates must deposit these items in the custody of the supervisory staff well before the commencement of the Examination.
3. A candidate, who reports after 30 minutes of the commencement of the Examination, shall not be permitted to take the Examination.
4. Write your Roll No./Enrollment No. neatly and correctly on the right side of Answer Book in the box shown below the caption "To be filled by the candidate".
5. Write carefully the Name of Examination, Name of the Subject, Name of Paper/Course, Date of Examination at two places viz on the right side and on the left side of the cover page of the Answer Book at the space provided for purpose.
6. Mention the same Question No. against the answer of a question as given in the Question paper.
7. **After the declaration of result**, if the result of any candidate is captioned as PMA/LO/IR/DE/, he/she should immediately bring it to the notice of the Tabulation Section of Examination Wing within 15 days positively, failing which no claim whatsoever shall be entertained.
8. If a candidate appears in the subject/paper in which He/She is not otherwise eligible, His/Her examination to that subject/paper shall stand automatically cancelled and the candidate will have no claim whatsoever.



# University of Kashmir, Srinagar

## Admit Card

UG 5TH & 6TH Semester Backlog Examination Batch-2015.

<b>Course:</b>	<b>BA</b>	<b>Roll No:</b>	<b>20564003</b>
<b>Session:</b>	<b>Bi-Ann</b>	<b>Year:</b>	<b>2020</b>
<b>Name of the Candidate:</b>	SUMIRA MAJEED		
<b>Son/Daughter of:</b>	ABDUL MAJEED RATHER		
<b>Centre No:</b>	2		
<b>Name of the Centre:</b>	GOVT DEGREE COLLEGE, ANANTNAG (BOYS)		
<b>Subject(s) in which to be Examined:</b>	ED06		



Please admit the candidate (Provisionally) in the center for the subjects(s) mentioned in the statement to be held on the dates as given in the Date Sheet

**Sd/-**  
**Deputy controller of Examination**

### Important Examination and Result Guidelines:

While attempting your question paper in the examination hall, you have to strictly abide by various instructions which are printed on the cover page of each Answer Book. Some of the important guidelines are reproduced here for your benefit.

**Note: The appearance of the candidate is purely on provisional basis subject to determination of eligibility**


1. Always keep the Examination Admit Card/Roll No. Slip with you and show it the supervisory staff/inspection team on duty as and when required/demanded.
2. No candidate shall be allowed to carry inside the Examination Hall, any textual material, printed or written, bits of paper or any other material of like nature. If any candidate is found in possession of such material after commencement of examination- whether in use or not- he/she is liable to be disqualified. Cellular phones, pager and other Electronic devices are not allowed during the examination. Candidates must deposit these items in the custody of the supervisory staff well before the commencement of the Examination.
3. A candidate, who reports after 30 minutes of the commencement of the Examination, shall not be permitted to take the Examination.
4. Write your Roll No./Enrollment No. neatly and correctly on the right side of Answer Book in the box shown below the caption "To be filled by the candidate".
5. Write carefully the Name of Examination, Name of the Subject, Name of Paper/Course, Date of Examination at two places viz on the right side and on the left side of the cover page of the Answer Book at the space provided for purpose.
6. Mention the same Question No. against the answer of a question as given in the Question paper.
7. **After the declaration of result**, if the result of any candidate is captioned as PMA/LO/IR/DE/, he/she should immediately bring it to the notice of the Tabulation Section of Examination Wing within 15 days positively, failing which no claim whatsoever shall be entertained.
8. If a candidate appears in the subject/paper in which He/She is not otherwise eligible, His/Her examination to that subject/paper shall stand automatically cancelled and the candidate will have no claim whatsoever.



# University of Kashmir, Srinagar

## Admit Card

UG 5TH & 6TH Semester Backlog Examination Batch-2015.

<b>Course:</b>	<b>BA</b>	<b>Roll No:</b>	<b>20564004</b>
<b>Session:</b>	<b>Bi-Ann</b>	<b>Year:</b>	<b>2020</b>
<b>Name of the Candidate:</b>	AAKIF HUSSAIN MALIK		
<b>Son/Daughter of:</b>	ABDUL GANI MALIK		
<b>Centre No:</b>	2		
<b>Name of the Centre:</b>	GOVT DEGREE COLLEGE, ANANTNAG (BOYS)		
<b>Subject(s) in which to be Examined:</b>	UR06		

Please admit the candidate (Provisionally) in the center for the subjects(s) mentioned in the statement to be held on the dates as given in the Date Sheet

**Sd/-**  
**Deputy controller of Examination**

### Important Examination and Result Guidelines:

While attempting your question paper in the examination hall, you have to strictly abide by various instructions which are printed on the cover page of each Answer Book. Some of the important guidelines are reproduced here for your benefit.

**Note: The appearance of the candidate is purely on provisional basis subject to determination of eligibility**


1. Always keep the Examination Admit Card/Roll No. Slip with you and show it the supervisory staff/inspection team on duty as and when required/demanded.
2. No candidate shall be allowed to carry inside the Examination Hall, any textual material, printed or written, bits of paper or any other material of like nature. If any candidate is found in possession of such material after commencement of examination- whether in use or not- he/she is liable to be disqualified. Cellular phones, pager and other Electronic devices are not allowed during the examination. Candidates must deposit these items in the custody of the supervisory staff well before the commencement of the Examination.
3. A candidate, who reports after 30 minutes of the commencement of the Examination, shall not be permitted to take the Examination.
4. Write your Roll No./Enrollment No. neatly and correctly on the right side of Answer Book in the box shown below the caption "To be filled by the candidate".
5. Write carefully the Name of Examination, Name of the Subject, Name of Paper/Course, Date of Examination at two places viz on the right side and on the left side of the cover page of the Answer Book at the space provided for purpose.
6. Mention the same Question No. against the answer of a question as given in the Question paper.
7. **After the declaration of result**, if the result of any candidate is captioned as PMA/LO/IR/DE/, he/she should immediately bring it to the notice of the Tabulation Section of Examination Wing within 15 days positively, failing which no claim whatsoever shall be entertained.
8. If a candidate appears in the subject/paper in which He/She is not otherwise eligible, His/Her examination to that subject/paper shall stand automatically cancelled and the candidate will have no claim whatsoever.



# University of Kashmir, Srinagar

## Admit Card

UG 5TH & 6TH Semester Backlog Examination Batch-2015.

<b>Course:</b>	<b>BA</b>	<b>Roll No:</b>	<b>20564005</b>
<b>Session:</b>	<b>Bi-Ann</b>	<b>Year:</b>	<b>2020</b>
<b>Name of the Candidate:</b>	RASHID MAQBOOL WANI		
<b>Son/Daughter of:</b>	MOHD MAQBOOL WANI		
<b>Centre No:</b>	2		
<b>Name of the Centre:</b>	GOVT DEGREE COLLEGE, ANANTNAG (BOYS)		
<b>Subject(s) in which to be Examined:</b>	UR06-AR06		

Please admit the candidate (Provisionally) in the center for the subjects(s) mentioned in the statement to be held on the dates as given in the Date Sheet

**Sd/-**  
**Deputy controller of Examination**

### Important Examination and Result Guidelines:

While attempting your question paper in the examination hall, you have to strictly abide by various instructions which are printed on the cover page of each Answer Book. Some of the important guidelines are reproduced here for your benefit.

**Note: The appearance of the candidate is purely on provisional basis subject to determination of eligibility**

1. Always keep the Examination Admit Card/Roll No. Slip with you and show it the supervisory staff/inspection team on duty as and when required/demanded.
2. No candidate shall be allowed to carry inside the Examination Hall, any textual material, printed or written, bits of paper or any other material of like nature. If any candidate is found in possession of such material after commencement of examination- whether in use or not- he/she is liable to be disqualified. Cellular phones, pager and other Electronic devices are not allowed during the examination. Candidates must deposit these items in the custody of the supervisory staff well before the commencement of the Examination.
3. A candidate, who reports after 30 minutes of the commencement of the Examination, shall not be permitted to take the Examination.
4. Write your Roll No./Enrollment No. neatly and correctly on the right side of Answer Book in the box shown below the caption "To be filled by the candidate".
5. Write carefully the Name of Examination, Name of the Subject, Name of Paper/Course, Date of Examination at two places viz on the right side and on the left side of the cover page of the Answer Book at the space provided for purpose.
6. Mention the same Question No. against the answer of a question as given in the Question paper.
7. **After the declaration of result**, if the result of any candidate is captioned as PMA/LO/IR/DE/, he/she should immediately bring it to the notice of the Tabulation Section of Examination Wing within 15 days positively, failing which no claim whatsoever shall be entertained.
8. If a candidate appears in the subject/paper in which He/She is not otherwise eligible, His/Her examination to that subject/paper shall stand automatically cancelled and the candidate will have no claim whatsoever.



# University of Kashmir, Srinagar

## Admit Card

UG 5TH & 6TH Semester Backlog Examination Batch-2015.

**Course:** BA

**Roll No:**

**20564006**

**Session:** Bi-Ann

**Year:** 2020

**Name of the Candidate:** UMMAR FAROOQ MIR

**Son/Daughter of:** FAROOQ AHMAD MIR

**Centre No:** 2

**Name of the Centre:** GOVT DEGREE COLLEGE, ANANTNAG (BOYS)

**Subject(s) in which to be Examined:** ED06



Please admit the candidate (Provisionally) in the center for the subjects(s) mentioned in the statement to be held on the dates as given in the Date Sheet

**Sd/-**

**Deputy controller of Examination**

### Important Examination and Result Guidelines:

While attempting your question paper in the examination hall, you have to strictly abide by various instructions which are printed on the cover page of each Answer Book. Some of the important guidelines are reproduced here for your benefit.

**Note: The appearance of the candidate is purely on provisional basis subject to determination of eligibility**

1. Always keep the Examination Admit Card/Roll No. Slip with you and show it the supervisory staff/inspection team on duty as and when required/demanded.
2. No candidate shall be allowed to carry inside the Examination Hall, any textual material, printed or written, bits of paper or any other material of like nature. If any candidate is found in possession of such material after commencement of examination- whether in use or not- he/she is liable to be disqualified. Cellular phones, pager and other Electronic devices are not allowed during the examination. Candidates must deposit these items in the custody of the supervisory staff well before the commencement of the Examination.
3. A candidate, who reports after 30 minutes of the commencement of the Examination, shall not be permitted to take the Examination.
4. Write your Roll No./Enrollment No. neatly and correctly on the right side of Answer Book in the box shown below the caption "To be filled by the candidate".
5. Write carefully the Name of Examination, Name of the Subject, Name of Paper/Course, Date of Examination at two places viz on the right side and on the left side of the cover page of the Answer Book at the space provided for purpose.
6. Mention the same Question No. against the answer of a question as given in the Question paper.
7. **After the declaration of result**, if the result of any candidate is captioned as PMA/LO/IR/DE/, he/she should immediately bring it to the notice of the Tabulation Section of Examination Wing within 15 days positively, failing which no claim whatsoever shall be entertained.
8. If a candidate appears in the subject/paper in which He/She is not otherwise eligible, His/Her examination to that subject/paper shall stand automatically cancelled and the candidate will have no claim whatsoever.



# University of Kashmir, Srinagar

## Admit Card

UG 5TH & 6TH Semester Backlog Examination Batch-2015.

<b>Course:</b>	<b>BA</b>	<b>Roll No:</b>	<b>20564007</b>
<b>Session:</b>	<b>Bi-Ann</b>	<b>Year:</b>	<b>2020</b>
<b>Name of the Candidate:</b>	ARSHEED FAROOQ BHAT		
<b>Son/Daughter of:</b>	FAROOQ AHMAD BHAT		
<b>Centre No:</b>	2		
<b>Name of the Centre:</b>	GOVT DEGREE COLLEGE, ANANTNAG (BOYS)		
<b>Subject(s) in which to be Examined:</b>	EC06		



Please admit the candidate (Provisionally) in the center for the subjects(s) mentioned in the statement to be held on the dates as given in the Date Sheet

**Sd/-**  
**Deputy controller of Examination**

### Important Examination and Result Guidelines:

While attempting your question paper in the examination hall, you have to strictly abide by various instructions which are printed on the cover page of each Answer Book. Some of the important guidelines are reproduced here for your benefit.

**Note: The appearance of the candidate is purely on provisional basis subject to determination of eligibility**

1. Always keep the Examination Admit Card/Roll No. Slip with you and show it the supervisory staff/inspection team on duty as and when required/demanded.
2. No candidate shall be allowed to carry inside the Examination Hall, any textual material, printed or written, bits of paper or any other material of like nature. If any candidate is found in possession of such material after commencement of examination- whether in use or not- he/she is liable to be disqualified. Cellular phones, pager and other Electronic devices are not allowed during the examination. Candidates must deposit these items in the custody of the supervisory staff well before the commencement of the Examination.
3. A candidate, who reports after 30 minutes of the commencement of the Examination, shall not be permitted to take the Examination.
4. Write your Roll No./Enrollment No. neatly and correctly on the right side of Answer Book in the box shown below the caption "To be filled by the candidate".
5. Write carefully the Name of Examination, Name of the Subject, Name of Paper/Course, Date of Examination at two places viz on the right side and on the left side of the cover page of the Answer Book at the space provided for purpose.
6. Mention the same Question No. against the answer of a question as given in the Question paper.
7. **After the declaration of result**, if the result of any candidate is captioned as PMA/LO/IR/DE/, he/she should immediately bring it to the notice of the Tabulation Section of Examination Wing within 15 days positively, failing which no claim whatsoever shall be entertained.
8. If a candidate appears in the subject/paper in which He/She is not otherwise eligible, His/Her examination to that subject/paper shall stand automatically cancelled and the candidate will have no claim whatsoever.





# University of Kashmir, Srinagar

## Admit Card

UG 5TH & 6TH Semester Backlog Examination Batch-2015.

<b>Course:</b>	<b>BA</b>	<b>Roll No:</b>	<b>20564008</b>
<b>Session:</b>	<b>Bi-Ann</b>	<b>Year:</b>	<b>2020</b>
<b>Name of the Candidate:</b>	MOHAMMAD ABAS BHAT		
<b>Son/Daughter of:</b>	MOHAMMAD AKBAR BHAT		
<b>Centre No:</b>	2		
<b>Name of the Centre:</b>	GOVT DEGREE COLLEGE, ANANTNAG (BOYS)		
<b>Subject(s) in which to be Examined:</b>	ED06		



Please admit the candidate (Provisionally) in the center for the subjects(s) mentioned in the statement to be held on the dates as given in the Date Sheet

**Sd/-**  
**Deputy controller of Examination**

### Important Examination and Result Guidelines:

While attempting your question paper in the examination hall, you have to strictly abide by various instructions which are printed on the cover page of each Answer Book. Some of the important guidelines are reproduced here for your benefit.

**Note: The appearance of the candidate is purely on provisional basis subject to determination of eligibility**


1. Always keep the Examination Admit Card/Roll No. Slip with you and show it the supervisory staff/inspection team on duty as and when required/demanded.
2. No candidate shall be allowed to carry inside the Examination Hall, any textual material, printed or written, bits of paper or any other material of like nature. If any candidate is found in possession of such material after commencement of examination- whether in use or not- he/she is liable to be disqualified. Cellular phones, pager and other Electronic devices are not allowed during the examination. Candidates must deposit these items in the custody of the supervisory staff well before the commencement of the Examination.
3. A candidate, who reports after 30 minutes of the commencement of the Examination, shall not be permitted to take the Examination.
4. Write your Roll No./Enrollment No. neatly and correctly on the right side of Answer Book in the box shown below the caption "To be filled by the candidate".
5. Write carefully the Name of Examination, Name of the Subject, Name of Paper/Course, Date of Examination at two places viz on the right side and on the left side of the cover page of the Answer Book at the space provided for purpose.
6. Mention the same Question No. against the answer of a question as given in the Question paper.
7. **After the declaration of result**, if the result of any candidate is captioned as PMA/LO/IR/DE/, he/she should immediately bring it to the notice of the Tabulation Section of Examination Wing within 15 days positively, failing which no claim whatsoever shall be entertained.
8. If a candidate appears in the subject/paper in which He/She is not otherwise eligible, His/Her examination to that subject/paper shall stand automatically cancelled and the candidate will have no claim whatsoever.



# University of Kashmir, Srinagar

## Admit Card

UG 5TH & 6TH Semester Backlog Examination Batch-2015.

<b>Course:</b>	<b>BA</b>	<b>Roll No:</b>	<b>20564009</b>
<b>Session:</b>	<b>Bi-Ann</b>	<b>Year:</b>	<b>2020</b>
<b>Name of the Candidate:</b>	SUMIAH NAZIR		
<b>Son/Daughter of:</b>	NAZIR AHMAD TEELI		
<b>Centre No:</b>	2		
<b>Name of the Centre:</b>	GOVT DEGREE COLLEGE, ANANTNAG (BOYS)		
<b>Subject(s) in which to be Examined:</b>	HS06		

Please admit the candidate (Provisionally) in the center for the subjects(s) mentioned in the statement to be held on the dates as given in the Date Sheet

**Sd/-**  
**Deputy controller of Examination**

### Important Examination and Result Guidelines:

While attempting your question paper in the examination hall, you have to strictly abide by various instructions which are printed on the cover page of each Answer Book. Some of the important guidelines are reproduced here for your benefit.

**Note: The appearance of the candidate is purely on provisional basis subject to determination of eligibility**

1. Always keep the Examination Admit Card/Roll No. Slip with you and show it the supervisory staff/inspection team on duty as and when required/demanded.
2. No candidate shall be allowed to carry inside the Examination Hall, any textual material, printed or written, bits of paper or any other material of like nature. If any candidate is found in possession of such material after commencement of examination- whether in use or not- he/she is liable to be disqualified. Cellular phones, pager and other Electronic devices are not allowed during the examination. Candidates must deposit these items in the custody of the supervisory staff well before the commencement of the Examination.
3. A candidate, who reports after 30 minutes of the commencement of the Examination, shall not be permitted to take the Examination.
4. Write your Roll No./Enrollment No. neatly and correctly on the right side of Answer Book in the box shown below the caption "To be filled by the candidate".
5. Write carefully the Name of Examination, Name of the Subject, Name of Paper/Course, Date of Examination at two places viz on the right side and on the left side of the cover page of the Answer Book at the space provided for purpose.
6. Mention the same Question No. against the answer of a question as given in the Question paper.
7. **After the declaration of result**, if the result of any candidate is captioned as PMA/LO/IR/DE/, he/she should immediately bring it to the notice of the Tabulation Section of Examination Wing within 15 days positively, failing which no claim whatsoever shall be entertained.
8. If a candidate appears in the subject/paper in which He/She is not otherwise eligible, His/Her examination to that subject/paper shall stand automatically cancelled and the candidate will have no claim whatsoever.



# University of Kashmir, Srinagar

## Admit Card

UG 5TH & 6TH Semester Backlog Examination Batch-2015.

<b>Course:</b>	<b>BA</b>	<b>Roll No:</b>	<b>20564010</b>
<b>Session:</b>	<b>Bi-Ann</b>	<b>Year:</b>	<b>2020</b>
<b>Name of the Candidate:</b>	ADIL GUL RAH		
<b>Son/Daughter of:</b>	LATE GH MOHD RAH		
<b>Centre No:</b>	2		
<b>Name of the Centre:</b>	GOVT DEGREE COLLEGE, ANANTNAG (BOYS)		
<b>Subject(s) in which to be Examined:</b>	ED06		



Please admit the candidate (Provisionally) in the center for the subjects(s) mentioned in the statement to be held on the dates as given in the Date Sheet

**Sd/-**  
**Deputy controller of Examination**

### Important Examination and Result Guidelines:

While attempting your question paper in the examination hall, you have to strictly abide by various instructions which are printed on the cover page of each Answer Book. Some of the important guidelines are reproduced here for your benefit.

**Note: The appearance of the candidate is purely on provisional basis subject to determination of eligibility**

1. Always keep the Examination Admit Card/Roll No. Slip with you and show it the supervisory staff/inspection team on duty as and when required/demanded.
2. No candidate shall be allowed to carry inside the Examination Hall, any textual material, printed or written, bits of paper or any other material of like nature. If any candidate is found in possession of such material after commencement of examination- whether in use or not- he/she is liable to be disqualified. Cellular phones, pager and other Electronic devices are not allowed during the examination. Candidates must deposit these items in the custody of the supervisory staff well before the commencement of the Examination.
3. A candidate, who reports after 30 minutes of the commencement of the Examination, shall not be permitted to take the Examination.
4. Write your Roll No./Enrollment No. neatly and correctly on the right side of Answer Book in the box shown below the caption "To be filled by the candidate".
5. Write carefully the Name of Examination, Name of the Subject, Name of Paper/Course, Date of Examination at two places viz on the right side and on the left side of the cover page of the Answer Book at the space provided for purpose.
6. Mention the same Question No. against the answer of a question as given in the Question paper.
7. **After the declaration of result**, if the result of any candidate is captioned as PMA/LO/IR/DE/, he/she should immediately bring it to the notice of the Tabulation Section of Examination Wing within 15 days positively, failing which no claim whatsoever shall be entertained.
8. If a candidate appears in the subject/paper in which He/She is not otherwise eligible, His/Her examination to that subject/paper shall stand automatically cancelled and the candidate will have no claim whatsoever.



# University of Kashmir, Srinagar

## Admit Card

UG 5TH & 6TH Semester Backlog Examination Batch-2015.

<b>Course:</b>	<b>BA</b>	<b>Roll No:</b>	<b>20564011</b>
<b>Session:</b>	<b>Bi-Ann</b>	<b>Year:</b>	<b>2020</b>
<b>Name of the Candidate:</b>	SHAHID NABI SHAIKH		
<b>Son/Daughter of:</b>	GULAM NABI SHAIKH		
<b>Centre No:</b>	2		
<b>Name of the Centre:</b>	GOVT DEGREE COLLEGE, ANANTNAG (BOYS)		
<b>Subject(s) in which to be Examined:</b>	PS06		



Please admit the candidate (Provisionally) in the center for the subjects(s) mentioned in the statement to be held on the dates as given in the Date Sheet

**Sd/-**  
**Deputy controller of Examination**

### Important Examination and Result Guidelines:

While attempting your question paper in the examination hall, you have to strictly abide by various instructions which are printed on the cover page of each Answer Book. Some of the important guidelines are reproduced here for your benefit.

**Note: The appearance of the candidate is purely on provisional basis subject to determination of eligibility**

1. Always keep the Examination Admit Card/Roll No. Slip with you and show it the supervisory staff/inspection team on duty as and when required/demanded.
2. No candidate shall be allowed to carry inside the Examination Hall, any textual material, printed or written, bits of paper or any other material of like nature. If any candidate is found in possession of such material after commencement of examination- whether in use or not- he/she is liable to be disqualified. Cellular phones, pager and other Electronic devices are not allowed during the examination. Candidates must deposit these items in the custody of the supervisory staff well before the commencement of the Examination.
3. A candidate, who reports after 30 minutes of the commencement of the Examination, shall not be permitted to take the Examination.
4. Write your Roll No./Enrollment No. neatly and correctly on the right side of Answer Book in the box shown below the caption "To be filled by the candidate".
5. Write carefully the Name of Examination, Name of the Subject, Name of Paper/Course, Date of Examination at two places viz on the right side and on the left side of the cover page of the Answer Book at the space provided for purpose.
6. Mention the same Question No. against the answer of a question as given in the Question paper.
7. **After the declaration of result**, if the result of any candidate is captioned as PMA/LO/IR/DE/, he/she should immediately bring it to the notice of the Tabulation Section of Examination Wing within 15 days positively, failing which no claim whatsoever shall be entertained.
8. If a candidate appears in the subject/paper in which He/She is not otherwise eligible, His/Her examination to that subject/paper shall stand automatically cancelled and the candidate will have no claim whatsoever.



# University of Kashmir, Srinagar

## Admit Card

UG 5TH & 6TH Semester Backlog Examination Batch-2015.

<b>Course:</b>	<b>BA</b>	<b>Roll No:</b>	<b>20564012</b>
<b>Session:</b>	<b>Bi-Ann</b>	<b>Year:</b>	<b>2020</b>
<b>Name of the Candidate:</b>	SHARIF IRSHAD		
<b>Son/Daughter of:</b>	IRSHAD AHMAD RATHER		
<b>Centre No:</b>	2		
<b>Name of the Centre:</b>	GOVT DEGREE COLLEGE, ANANTNAG (BOYS)		
<b>Subject(s) in which to be Examined:</b>	MA06		



Please admit the candidate (Provisionally) in the center for the subjects(s) mentioned in the statement to be held on the dates as given in the Date Sheet

**Sd/-**  
**Deputy controller of Examination**

### Important Examination and Result Guidelines:

While attempting your question paper in the examination hall, you have to strictly abide by various instructions which are printed on the cover page of each Answer Book. Some of the important guidelines are reproduced here for your benefit.

**Note: The appearance of the candidate is purely on provisional basis subject to determination of eligibility**


1. Always keep the Examination Admit Card/Roll No. Slip with you and show it the supervisory staff/inspection team on duty as and when required/demanded.
2. No candidate shall be allowed to carry inside the Examination Hall, any textual material, printed or written, bits of paper or any other material of like nature. If any candidate is found in possession of such material after commencement of examination- whether in use or not- he/she is liable to be disqualified. Cellular phones, pager and other Electronic devices are not allowed during the examination. Candidates must deposit these items in the custody of the supervisory staff well before the commencement of the Examination.
3. A candidate, who reports after 30 minutes of the commencement of the Examination, shall not be permitted to take the Examination.
4. Write your Roll No./Enrollment No. neatly and correctly on the right side of Answer Book in the box shown below the caption "To be filled by the candidate".
5. Write carefully the Name of Examination, Name of the Subject, Name of Paper/Course, Date of Examination at two places viz on the right side and on the left side of the cover page of the Answer Book at the space provided for purpose.
6. Mention the same Question No. against the answer of a question as given in the Question paper.
7. **After the declaration of result**, if the result of any candidate is captioned as PMA/LO/IR/DE/, he/she should immediately bring it to the notice of the Tabulation Section of Examination Wing within 15 days positively, failing which no claim whatsoever shall be entertained.
8. If a candidate appears in the subject/paper in which He/She is not otherwise eligible, His/Her examination to that subject/paper shall stand automatically cancelled and the candidate will have no claim whatsoever.



# University of Kashmir, Srinagar

## Admit Card

UG 5TH & 6TH Semester Backlog Examination Batch-2015.

<b>Course:</b>	<b>BA</b>	<b>Roll No:</b>	<b>20564013</b>
<b>Session:</b>	<b>Bi-Ann</b>	<b>Year:</b>	<b>2020</b>
<b>Name of the Candidate:</b>	SHAISTA SHABAN		
<b>Son/Daughter of:</b>	MOHD SHABAN BHAT		
<b>Centre No:</b>	2		
<b>Name of the Centre:</b>	GOVT DEGREE COLLEGE, ANANTNAG (BOYS)		
<b>Subject(s) in which to be Examined:</b>	HS06		

Please admit the candidate (Provisionally) in the center for the subjects(s) mentioned in the statement to be held on the dates as given in the Date Sheet

**Sd/-**  
**Deputy controller of Examination**

### Important Examination and Result Guidelines:

While attempting your question paper in the examination hall, you have to strictly abide by various instructions which are printed on the cover page of each Answer Book. Some of the important guidelines are reproduced here for your benefit.

**Note: The appearance of the candidate is purely on provisional basis subject to determination of eligibility**

1. Always keep the Examination Admit Card/Roll No. Slip with you and show it the supervisory staff/inspection team on duty as and when required/demanded.
2. No candidate shall be allowed to carry inside the Examination Hall, any textual material, printed or written, bits of paper or any other material of like nature. If any candidate is found in possession of such material after commencement of examination- whether in use or not- he/she is liable to be disqualified. Cellular phones, pager and other Electronic devices are not allowed during the examination. Candidates must deposit these items in the custody of the supervisory staff well before the commencement of the Examination.
3. A candidate, who reports after 30 minutes of the commencement of the Examination, shall not be permitted to take the Examination.
4. Write your Roll No./Enrollment No. neatly and correctly on the right side of Answer Book in the box shown below the caption "To be filled by the candidate".
5. Write carefully the Name of Examination, Name of the Subject, Name of Paper/Course, Date of Examination at two places viz on the right side and on the left side of the cover page of the Answer Book at the space provided for purpose.
6. Mention the same Question No. against the answer of a question as given in the Question paper.
7. **After the declaration of result**, if the result of any candidate is captioned as PMA/LO/IR/DE/, he/she should immediately bring it to the notice of the Tabulation Section of Examination Wing within 15 days positively, failing which no claim whatsoever shall be entertained.
8. If a candidate appears in the subject/paper in which He/She is not otherwise eligible, His/Her examination to that subject/paper shall stand automatically cancelled and the candidate will have no claim whatsoever.



# University of Kashmir, Srinagar

## Admit Card

UG 5TH & 6TH Semester Backlog Examination Batch-2015.

<b>Course:</b>	<b>BA</b>	<b>Roll No:</b>	<b>20564014</b>
<b>Session:</b>	Bi-Ann	<b>Year:</b>	2020
<b>Name of the Candidate:</b>	MUZAFAR AHMAD BHAT		
<b>Son/Daughter of:</b>	GH RASOOL BHAT		
<b>Centre No:</b>	2		
<b>Name of the Centre:</b>	GOVT DEGREE COLLEGE, ANANTNAG (BOYS)		
<b>Subject(s) in which to be Examined:</b>	ENG06		



Please admit the candidate (Provisionally) in the center for the subjects(s) mentioned in the statement to be held on the dates as given in the Date Sheet

**Sd/-**  
**Deputy controller of Examination**

### Important Examination and Result Guidelines:

While attempting your question paper in the examination hall, you have to strictly abide by various instructions which are printed on the cover page of each Answer Book. Some of the important guidelines are reproduced here for your benefit.

**Note: The appearance of the candidate is purely on provisional basis subject to determination of eligibility**


1. Always keep the Examination Admit Card/Roll No. Slip with you and show it the supervisory staff/inspection team on duty as and when required/demanded.
2. No candidate shall be allowed to carry inside the Examination Hall, any textual material, printed or written, bits of paper or any other material of like nature. If any candidate is found in possession of such material after commencement of examination- whether in use or not- he/she is liable to be disqualified. Cellular phones, pager and other Electronic devices are not allowed during the examination. Candidates must deposit these items in the custody of the supervisory staff well before the commencement of the Examination.
3. A candidate, who reports after 30 minutes of the commencement of the Examination, shall not be permitted to take the Examination.
4. Write your Roll No./Enrollment No. neatly and correctly on the right side of Answer Book in the box shown below the caption "To be filled by the candidate".
5. Write carefully the Name of Examination, Name of the Subject, Name of Paper/Course, Date of Examination at two places viz on the right side and on the left side of the cover page of the Answer Book at the space provided for purpose.
6. Mention the same Question No. against the answer of a question as given in the Question paper.
7. **After the declaration of result**, if the result of any candidate is captioned as PMA/LO/IR/DE/, he/she should immediately bring it to the notice of the Tabulation Section of Examination Wing within 15 days positively, failing which no claim whatsoever shall be entertained.
8. If a candidate appears in the subject/paper in which He/She is not otherwise eligible, His/Her examination to that subject/paper shall stand automatically cancelled and the candidate will have no claim whatsoever.



# University of Kashmir, Srinagar

## Admit Card

UG 5TH & 6TH Semester Backlog Examination Batch-2015.

<b>Course:</b>	<b>BA</b>	<b>Roll No:</b>	<b>20564015</b>
<b>Session:</b>	<b>Bi-Ann</b>	<b>Year:</b>	<b>2020</b>
<b>Name of the Candidate:</b>	SHOWKAT ALI DAR		
<b>Son/Daughter of:</b>	ALI MOHD DAR		
<b>Centre No:</b>	2		
<b>Name of the Centre:</b>	GOVT DEGREE COLLEGE, ANANTNAG (BOYS)		
<b>Subject(s) in which to be Examined:</b>	IS06		

Please admit the candidate (Provisionally) in the center for the subjects(s) mentioned in the statement to be held on the dates as given in the Date Sheet

**Sd/-**  
**Deputy controller of Examination**

### Important Examination and Result Guidelines:

While attempting your question paper in the examination hall, you have to strictly abide by various instructions which are printed on the cover page of each Answer Book. Some of the important guidelines are reproduced here for your benefit.

**Note: The appearance of the candidate is purely on provisional basis subject to determination of eligibility**

1. Always keep the Examination Admit Card/Roll No. Slip with you and show it the supervisory staff/inspection team on duty as and when required/demanded.
2. No candidate shall be allowed to carry inside the Examination Hall, any textual material, printed or written, bits of paper or any other material of like nature. If any candidate is found in possession of such material after commencement of examination- whether in use or not- he/she is liable to be disqualified. Cellular phones, pager and other Electronic devices are not allowed during the examination. Candidates must deposit these items in the custody of the supervisory staff well before the commencement of the Examination.
3. A candidate, who reports after 30 minutes of the commencement of the Examination, shall not be permitted to take the Examination.
4. Write your Roll No./Enrollment No. neatly and correctly on the right side of Answer Book in the box shown below the caption "To be filled by the candidate".
5. Write carefully the Name of Examination, Name of the Subject, Name of Paper/Course, Date of Examination at two places viz on the right side and on the left side of the cover page of the Answer Book at the space provided for purpose.
6. Mention the same Question No. against the answer of a question as given in the Question paper.
7. **After the declaration of result**, if the result of any candidate is captioned as PMA/LO/IR/DE/, he/she should immediately bring it to the notice of the Tabulation Section of Examination Wing within 15 days positively, failing which no claim whatsoever shall be entertained.
8. If a candidate appears in the subject/paper in which He/She is not otherwise eligible, His/Her examination to that subject/paper shall stand automatically cancelled and the candidate will have no claim whatsoever.






# University of Kashmir, Srinagar

## Admit Card

UG 5TH & 6TH Semester Backlog Examination Batch-2015.

<b>Course:</b>	<b>BA</b>	<b>Roll No:</b>	<b>20564016</b>
<b>Session:</b>	<b>Bi-Ann</b>	<b>Year:</b>	<b>2020</b>
<b>Name of the Candidate:</b>	AABID FAROOQ		
<b>Son/Daughter of:</b>	FAROQ AHMAD BHAT		
<b>Centre No:</b>	2		
<b>Name of the Centre:</b>	GOVT DEGREE COLLEGE, ANANTNAG (BOYS)		
<b>Subject(s) in which to be Examined:</b>	ED06		

Please admit the candidate (Provisionally) in the center for the subjects(s) mentioned in the statement to be held on the dates as given in the Date Sheet

**Sd/-**  
**Deputy controller of Examination**

### Important Examination and Result Guidelines:

While attempting your question paper in the examination hall, you have to strictly abide by various instructions which are printed on the cover page of each Answer Book. Some of the important guidelines are reproduced here for your benefit.

**Note: The appearance of the candidate is purely on provisional basis subject to determination of eligibility**

1. Always keep the Examination Admit Card/Roll No. Slip with you and show it the supervisory staff/inspection team on duty as and when required/demanded.
2. No candidate shall be allowed to carry inside the Examination Hall, any textual material, printed or written, bits of paper or any other material of like nature. If any candidate is found in possession of such material after commencement of examination- whether in use or not- he/she is liable to be disqualified. Cellular phones, pager and other Electronic devices are not allowed during the examination. Candidates must deposit these items in the custody of the supervisory staff well before the commencement of the Examination.
3. A candidate, who reports after 30 minutes of the commencement of the Examination, shall not be permitted to take the Examination.
4. Write your Roll No./Enrollment No. neatly and correctly on the right side of Answer Book in the box shown below the caption "To be filled by the candidate".
5. Write carefully the Name of Examination, Name of the Subject, Name of Paper/Course, Date of Examination at two places viz on the right side and on the left side of the cover page of the Answer Book at the space provided for purpose.
6. Mention the same Question No. against the answer of a question as given in the Question paper.
7. **After the declaration of result**, if the result of any candidate is captioned as PMA/LO/IR/DE/, he/she should immediately bring it to the notice of the Tabulation Section of Examination Wing within 15 days positively, failing which no claim whatsoever shall be entertained.
8. If a candidate appears in the subject/paper in which He/She is not otherwise eligible, His/Her examination to that subject/paper shall stand automatically cancelled and the candidate will have no claim whatsoever.



# University of Kashmir, Srinagar

## Admit Card

UG 5TH & 6TH Semester Backlog Examination Batch-2015.

<b>Course:</b>	<b>BA</b>	<b>Roll No:</b>	<b>20564017</b>
<b>Session:</b>	<b>Bi-Ann</b>	<b>Year:</b>	<b>2020</b>
<b>Name of the Candidate:</b>	SHAKEEL AHMAD SHAH		
<b>Son/Daughter of:</b>	BASHIR AHMAD SHAH		
<b>Centre No:</b>	2		
<b>Name of the Centre:</b>	GOVT DEGREE COLLEGE, ANANTNAG (BOYS)		
<b>Subject(s) in which to be Examined:</b>	ENG06		



Please admit the candidate (Provisionally) in the center for the subjects(s) mentioned in the statement to be held on the dates as given in the Date Sheet

**Sd/-**  
**Deputy controller of Examination**

### Important Examination and Result Guidelines:

While attempting your question paper in the examination hall, you have to strictly abide by various instructions which are printed on the cover page of each Answer Book. Some of the important guidelines are reproduced here for your benefit.

**Note: The appearance of the candidate is purely on provisional basis subject to determination of eligibility**


1. Always keep the Examination Admit Card/Roll No. Slip with you and show it the supervisory staff/inspection team on duty as and when required/demanded.
2. No candidate shall be allowed to carry inside the Examination Hall, any textual material, printed or written, bits of paper or any other material of like nature. If any candidate is found in possession of such material after commencement of examination- whether in use or not- he/she is liable to be disqualified. Cellular phones, pager and other Electronic devices are not allowed during the examination. Candidates must deposit these items in the custody of the supervisory staff well before the commencement of the Examination.
3. A candidate, who reports after 30 minutes of the commencement of the Examination, shall not be permitted to take the Examination.
4. Write your Roll No./Enrollment No. neatly and correctly on the right side of Answer Book in the box shown below the caption "To be filled by the candidate".
5. Write carefully the Name of Examination, Name of the Subject, Name of Paper/Course, Date of Examination at two places viz on the right side and on the left side of the cover page of the Answer Book at the space provided for purpose.
6. Mention the same Question No. against the answer of a question as given in the Question paper.
7. **After the declaration of result**, if the result of any candidate is captioned as PMA/LO/IR/DE/, he/she should immediately bring it to the notice of the Tabulation Section of Examination Wing within 15 days positively, failing which no claim whatsoever shall be entertained.
8. If a candidate appears in the subject/paper in which He/She is not otherwise eligible, His/Her examination to that subject/paper shall stand automatically cancelled and the candidate will have no claim whatsoever.



# University of Kashmir, Srinagar

## Admit Card

UG 5TH & 6TH Semester Backlog Examination Batch-2015.

<b>Course:</b>	<b>BA</b>	<b>Roll No:</b>	<b>20564018</b>
<b>Session:</b>	<b>Bi-Ann</b>	<b>Year:</b>	<b>2020</b>
<b>Name of the Candidate:</b>	IRFAN GULZAR		
<b>Son/Daughter of:</b>	GULZAR AHMAD WAZA		
<b>Centre No:</b>	2		
<b>Name of the Centre:</b>	GOVT DEGREE COLLEGE, ANANTNAG (BOYS)		
<b>Subject(s) in which to be Examined:</b>	ED06		

Please admit the candidate (Provisionally) in the center for the subjects(s) mentioned in the statement to be held on the dates as given in the Date Sheet

**Sd/-**  
**Deputy controller of Examination**

### Important Examination and Result Guidelines:

While attempting your question paper in the examination hall, you have to strictly abide by various instructions which are printed on the cover page of each Answer Book. Some of the important guidelines are reproduced here for your benefit.

**Note: The appearance of the candidate is purely on provisional basis subject to determination of eligibility**


1. Always keep the Examination Admit Card/Roll No. Slip with you and show it the supervisory staff/inspection team on duty as and when required/demanded.
2. No candidate shall be allowed to carry inside the Examination Hall, any textual material, printed or written, bits of paper or any other material of like nature. If any candidate is found in possession of such material after commencement of examination- whether in use or not- he/she is liable to be disqualified. Cellular phones, pager and other Electronic devices are not allowed during the examination. Candidates must deposit these items in the custody of the supervisory staff well before the commencement of the Examination.
3. A candidate, who reports after 30 minutes of the commencement of the Examination, shall not be permitted to take the Examination.
4. Write your Roll No./Enrollment No. neatly and correctly on the right side of Answer Book in the box shown below the caption "To be filled by the candidate".
5. Write carefully the Name of Examination, Name of the Subject, Name of Paper/Course, Date of Examination at two places viz on the right side and on the left side of the cover page of the Answer Book at the space provided for purpose.
6. Mention the same Question No. against the answer of a question as given in the Question paper.
7. **After the declaration of result**, if the result of any candidate is captioned as PMA/LO/IR/DE/, he/she should immediately bring it to the notice of the Tabulation Section of Examination Wing within 15 days positively, failing which no claim whatsoever shall be entertained.
8. If a candidate appears in the subject/paper in which He/She is not otherwise eligible, His/Her examination to that subject/paper shall stand automatically cancelled and the candidate will have no claim whatsoever.



# University of Kashmir, Srinagar

## Admit Card

UG 5TH & 6TH Semester Backlog Examination Batch-2015.

<b>Course:</b>	<b>BA</b>	<b>Roll No:</b>	<b>20564019</b>
<b>Session:</b>	<b>Bi-Ann</b>	<b>Year:</b>	<b>2020</b>
<b>Name of the Candidate:</b>	MIR IMTIYAZ HAMID		
<b>Son/Daughter of:</b>	AB HAMID MIR		
<b>Centre No:</b>	2		
<b>Name of the Centre:</b>	GOVT DEGREE COLLEGE, ANANTNAG (BOYS)		
<b>Subject(s) in which to be Examined:</b>	ENG06		

Please admit the candidate (Provisionally) in the center for the subjects(s) mentioned in the statement to be held on the dates as given in the Date Sheet

**Sd/-**  
**Deputy controller of Examination**

### Important Examination and Result Guidelines:

While attempting your question paper in the examination hall, you have to strictly abide by various instructions which are printed on the cover page of each Answer Book. Some of the important guidelines are reproduced here for your benefit.

**Note: The appearance of the candidate is purely on provisional basis subject to determination of eligibility**


1. Always keep the Examination Admit Card/Roll No. Slip with you and show it the supervisory staff/inspection team on duty as and when required/demanded.
2. No candidate shall be allowed to carry inside the Examination Hall, any textual material, printed or written, bits of paper or any other material of like nature. If any candidate is found in possession of such material after commencement of examination- whether in use or not- he/she is liable to be disqualified. Cellular phones, pager and other Electronic devices are not allowed during the examination. Candidates must deposit these items in the custody of the supervisory staff well before the commencement of the Examination.
3. A candidate, who reports after 30 minutes of the commencement of the Examination, shall not be permitted to take the Examination.
4. Write your Roll No./Enrollment No. neatly and correctly on the right side of Answer Book in the box shown below the caption "To be filled by the candidate".
5. Write carefully the Name of Examination, Name of the Subject, Name of Paper/Course, Date of Examination at two places viz on the right side and on the left side of the cover page of the Answer Book at the space provided for purpose.
6. Mention the same Question No. against the answer of a question as given in the Question paper.
7. **After the declaration of result**, if the result of any candidate is captioned as PMA/LO/IR/DE/, he/she should immediately bring it to the notice of the Tabulation Section of Examination Wing within 15 days positively, failing which no claim whatsoever shall be entertained.
8. If a candidate appears in the subject/paper in which He/She is not otherwise eligible, His/Her examination to that subject/paper shall stand automatically cancelled and the candidate will have no claim whatsoever.



# University of Kashmir, Srinagar

## Admit Card

UG 5TH & 6TH Semester Backlog Examination Batch-2015.

<b>Course:</b>	<b>BA</b>	<b>Roll No:</b>	<b>20564020</b>
<b>Session:</b>	<b>Bi-Ann</b>	<b>Year:</b>	<b>2020</b>
<b>Name of the Candidate:</b>	<b>NUSRAT KHALIDA</b>		
<b>Son/Daughter of:</b>	<b>AB HAMID MIR</b>		
<b>Centre No:</b>	<b>2</b>		
<b>Name of the Centre:</b>	<b>GOVT DEGREE COLLEGE, ANANTNAG (BOYS)</b>		
<b>Subject(s) in which to be Examined:</b>	<b>ED06</b>		

Please admit the candidate (Provisionally) in the center for the subjects(s) mentioned in the statement to be held on the dates as given in the Date Sheet

**Sd/-**  
**Deputy controller of Examination**

### Important Examination and Result Guidelines:

While attempting your question paper in the examination hall, you have to strictly abide by various instructions which are printed on the cover page of each Answer Book. Some of the important guidelines are reproduced here for your benefit.

**Note: The appearance of the candidate is purely on provisional basis subject to determination of eligibility**


1. Always keep the Examination Admit Card/Roll No. Slip with you and show it the supervisory staff/inspection team on duty as and when required/demanded.
2. No candidate shall be allowed to carry inside the Examination Hall, any textual material, printed or written, bits of paper or any other material of like nature. If any candidate is found in possession of such material after commencement of examination- whether in use or not- he/she is liable to be disqualified. Cellular phones, pager and other Electronic devices are not allowed during the examination. Candidates must deposit these items in the custody of the supervisory staff well before the commencement of the Examination.
3. A candidate, who reports after 30 minutes of the commencement of the Examination, shall not be permitted to take the Examination.
4. Write your Roll No./Enrollment No. neatly and correctly on the right side of Answer Book in the box shown below the caption "To be filled by the candidate".
5. Write carefully the Name of Examination, Name of the Subject, Name of Paper/Course, Date of Examination at two places viz on the right side and on the left side of the cover page of the Answer Book at the space provided for purpose.
6. Mention the same Question No. against the answer of a question as given in the Question paper.
7. **After the declaration of result**, if the result of any candidate is captioned as PMA/LO/IR/DE/, he/she should immediately bring it to the notice of the Tabulation Section of Examination Wing within 15 days positively, failing which no claim whatsoever shall be entertained.
8. If a candidate appears in the subject/paper in which He/She is not otherwise eligible, His/Her examination to that subject/paper shall stand automatically cancelled and the candidate will have no claim whatsoever.



# University of Kashmir, Srinagar

## Admit Card

UG 5TH & 6TH Semester Backlog Examination Batch-2015.

<b>Course:</b>	<b>BA</b>	<b>Roll No:</b>	<b>20564021</b>
<b>Session:</b>	<b>Bi-Ann</b>	<b>Year:</b>	<b>2020</b>
<b>Name of the Candidate:</b>	<b>IRFAN NAZIR</b>		
<b>Son/Daughter of:</b>	<b>NAZIR AHMAD NAJAR</b>		
<b>Centre No:</b>	<b>2</b>		
<b>Name of the Centre:</b>	<b>GOVT DEGREE COLLEGE, ANANTNAG (BOYS)</b>		
<b>Subject(s) in which to be Examined:</b>	<b>ENG06-PS06</b>		

Please admit the candidate (Provisionally) in the center for the subjects(s) mentioned in the statement to be held on the dates as given in the Date Sheet

**Sd/-**  
**Deputy controller of Examination**

### Important Examination and Result Guidelines:

While attempting your question paper in the examination hall, you have to strictly abide by various instructions which are printed on the cover page of each Answer Book. Some of the important guidelines are reproduced here for your benefit.

**Note: The appearance of the candidate is purely on provisional basis subject to determination of eligibility**

1. Always keep the Examination Admit Card/Roll No. Slip with you and show it the supervisory staff/inspection team on duty as and when required/demanded.
2. No candidate shall be allowed to carry inside the Examination Hall, any textual material, printed or written, bits of paper or any other material of like nature. If any candidate is found in possession of such material after commencement of examination- whether in use or not- he/she is liable to be disqualified. Cellular phones, pager and other Electronic devices are not allowed during the examination. Candidates must deposit these items in the custody of the supervisory staff well before the commencement of the Examination.
3. A candidate, who reports after 30 minutes of the commencement of the Examination, shall not be permitted to take the Examination.
4. Write your Roll No./Enrollment No. neatly and correctly on the right side of Answer Book in the box shown below the caption "To be filled by the candidate".
5. Write carefully the Name of Examination, Name of the Subject, Name of Paper/Course, Date of Examination at two places viz on the right side and on the left side of the cover page of the Answer Book at the space provided for purpose.
6. Mention the same Question No. against the answer of a question as given in the Question paper.
7. **After the declaration of result**, if the result of any candidate is captioned as PMA/LO/IR/DE/, he/she should immediately bring it to the notice of the Tabulation Section of Examination Wing within 15 days positively, failing which no claim whatsoever shall be entertained.
8. If a candidate appears in the subject/paper in which He/She is not otherwise eligible, His/Her examination to that subject/paper shall stand automatically cancelled and the candidate will have no claim whatsoever.



# University of Kashmir, Srinagar

## Admit Card

UG 5TH & 6TH Semester Backlog Examination Batch-2015.

<b>Course:</b>	<b>BA</b>	<b>Roll No:</b>	<b>20564022</b>
<b>Session:</b>	<b>Bi-Ann</b>	<b>Year:</b>	<b>2020</b>
<b>Name of the Candidate:</b>	<b>KAISAR JAN</b>		
<b>Son/Daughter of:</b>	<b>AB RAHMAN BHAT</b>		
<b>Centre No:</b>	<b>2</b>		
<b>Name of the Centre:</b>	<b>GOVT DEGREE COLLEGE, ANANTNAG (BOYS)</b>		
<b>Subject(s) in which to be Examined:</b>	<b>ED06</b>		



Please admit the candidate (Provisionally) in the center for the subjects(s) mentioned in the statement to be held on the dates as given in the Date Sheet

**Sd/-**  
**Deputy controller of Examination**

### Important Examination and Result Guidelines:

While attempting your question paper in the examination hall, you have to strictly abide by various instructions which are printed on the cover page of each Answer Book. Some of the important guidelines are reproduced here for your benefit.

**Note: The appearance of the candidate is purely on provisional basis subject to determination of eligibility**

1. Always keep the Examination Admit Card/Roll No. Slip with you and show it the supervisory staff/inspection team on duty as and when required/demanded.
2. No candidate shall be allowed to carry inside the Examination Hall, any textual material, printed or written, bits of paper or any other material of like nature. If any candidate is found in possession of such material after commencement of examination- whether in use or not- he/she is liable to be disqualified. Cellular phones, pager and other Electronic devices are not allowed during the examination. Candidates must deposit these items in the custody of the supervisory staff well before the commencement of the Examination.
3. A candidate, who reports after 30 minutes of the commencement of the Examination, shall not be permitted to take the Examination.
4. Write your Roll No./Enrollment No. neatly and correctly on the right side of Answer Book in the box shown below the caption "To be filled by the candidate".
5. Write carefully the Name of Examination, Name of the Subject, Name of Paper/Course, Date of Examination at two places viz on the right side and on the left side of the cover page of the Answer Book at the space provided for purpose.
6. Mention the same Question No. against the answer of a question as given in the Question paper.
7. **After the declaration of result**, if the result of any candidate is captioned as PMA/LO/IR/DE/, he/she should immediately bring it to the notice of the Tabulation Section of Examination Wing within 15 days positively, failing which no claim whatsoever shall be entertained.
8. If a candidate appears in the subject/paper in which He/She is not otherwise eligible, His/Her examination to that subject/paper shall stand automatically cancelled and the candidate will have no claim whatsoever.



# University of Kashmir, Srinagar

## Admit Card

UG 5TH & 6TH Semester Backlog Examination Batch-2015.

<b>Course:</b>	<b>BA</b>	<b>Roll No:</b>	<b>20564023</b>
<b>Session:</b>	<b>Bi-Ann</b>	<b>Year:</b>	<b>2020</b>
<b>Name of the Candidate:</b>	FIRDOOS AMIN		
<b>Son/Daughter of:</b>	MOHAMMAD AMIN DAR		
<b>Centre No:</b>	2		
<b>Name of the Centre:</b>	GOVT DEGREE COLLEGE, ANANTNAG (BOYS)		
<b>Subject(s) in which to be Examined:</b>	ED06		



Please admit the candidate (Provisionally) in the center for the subjects(s) mentioned in the statement to be held on the dates as given in the Date Sheet

**Sd/-**  
**Deputy controller of Examination**

### Important Examination and Result Guidelines:

While attempting your question paper in the examination hall, you have to strictly abide by various instructions which are printed on the cover page of each Answer Book. Some of the important guidelines are reproduced here for your benefit.

**Note: The appearance of the candidate is purely on provisional basis subject to determination of eligibility**

1. Always keep the Examination Admit Card/Roll No. Slip with you and show it the supervisory staff/inspection team on duty as and when required/demanded.
2. No candidate shall be allowed to carry inside the Examination Hall, any textual material, printed or written, bits of paper or any other material of like nature. If any candidate is found in possession of such material after commencement of examination- whether in use or not- he/she is liable to be disqualified. Cellular phones, pager and other Electronic devices are not allowed during the examination. Candidates must deposit these items in the custody of the supervisory staff well before the commencement of the Examination.
3. A candidate, who reports after 30 minutes of the commencement of the Examination, shall not be permitted to take the Examination.
4. Write your Roll No./Enrollment No. neatly and correctly on the right side of Answer Book in the box shown below the caption "To be filled by the candidate".
5. Write carefully the Name of Examination, Name of the Subject, Name of Paper/Course, Date of Examination at two places viz on the right side and on the left side of the cover page of the Answer Book at the space provided for purpose.
6. Mention the same Question No. against the answer of a question as given in the Question paper.
7. **After the declaration of result**, if the result of any candidate is captioned as PMA/LO/IR/DE/, he/she should immediately bring it to the notice of the Tabulation Section of Examination Wing within 15 days positively, failing which no claim whatsoever shall be entertained.
8. If a candidate appears in the subject/paper in which He/She is not otherwise eligible, His/Her examination to that subject/paper shall stand automatically cancelled and the candidate will have no claim whatsoever.





# University of Kashmir, Srinagar

## Admit Card

UG 5TH & 6TH Semester Backlog Examination Batch-2015.

<b>Course:</b>	<b>BA</b>	<b>Roll No:</b>	<b>20564024</b>
<b>Session:</b>	Bi-Ann	<b>Year:</b>	2020
<b>Name of the Candidate:</b>	ZAHID AHMAD WANI		
<b>Son/Daughter of:</b>	MOHD AFZAL WANI		
<b>Centre No:</b>	2		
<b>Name of the Centre:</b>	GOVT DEGREE COLLEGE, ANANTNAG (BOYS)		
<b>Subject(s) in which to be Examined:</b>	EC06		

Please admit the candidate (Provisionally) in the center for the subjects(s) mentioned in the statement to be held on the dates as given in the Date Sheet

**Sd/-**  
**Deputy controller of Examination**

### Important Examination and Result Guidelines:

While attempting your question paper in the examination hall, you have to strictly abide by various instructions which are printed on the cover page of each Answer Book. Some of the important guidelines are reproduced here for your benefit.

**Note: The appearance of the candidate is purely on provisional basis subject to determination of eligibility**


1. Always keep the Examination Admit Card/Roll No. Slip with you and show it the supervisory staff/inspection team on duty as and when required/demanded.
2. No candidate shall be allowed to carry inside the Examination Hall, any textual material, printed or written, bits of paper or any other material of like nature. If any candidate is found in possession of such material after commencement of examination- whether in use or not- he/she is liable to be disqualified. Cellular phones, pager and other Electronic devices are not allowed during the examination. Candidates must deposit these items in the custody of the supervisory staff well before the commencement of the Examination.
3. A candidate, who reports after 30 minutes of the commencement of the Examination, shall not be permitted to take the Examination.
4. Write your Roll No./Enrollment No. neatly and correctly on the right side of Answer Book in the box shown below the caption "To be filled by the candidate".
5. Write carefully the Name of Examination, Name of the Subject, Name of Paper/Course, Date of Examination at two places viz on the right side and on the left side of the cover page of the Answer Book at the space provided for purpose.
6. Mention the same Question No. against the answer of a question as given in the Question paper.
7. **After the declaration of result**, if the result of any candidate is captioned as PMA/LO/IR/DE/, he/she should immediately bring it to the notice of the Tabulation Section of Examination Wing within 15 days positively, failing which no claim whatsoever shall be entertained.
8. If a candidate appears in the subject/paper in which He/She is not otherwise eligible, His/Her examination to that subject/paper shall stand automatically cancelled and the candidate will have no claim whatsoever.



# University of Kashmir, Srinagar

## Admit Card

UG 5TH & 6TH Semester Backlog Examination Batch-2015.

<b>Course:</b>	<b>BA</b>	<b>Roll No:</b>	<b>20564025</b>
<b>Session:</b>	<b>Bi-Ann</b>	<b>Year:</b>	<b>2020</b>
<b>Name of the Candidate:</b>	JAHANSHIR BASHIR HAJAM		
<b>Son/Daughter of:</b>	BASHIR AHMAD HAJAM		
<b>Centre No:</b>	2		
<b>Name of the Centre:</b>	GOVT DEGREE COLLEGE, ANANTNAG (BOYS)		
<b>Subject(s) in which to be Examined:</b>	ENG06		

Please admit the candidate (Provisionally) in the center for the subjects(s) mentioned in the statement to be held on the dates as given in the Date Sheet

**Sd/-**  
**Deputy controller of Examination**

### Important Examination and Result Guidelines:

While attempting your question paper in the examination hall, you have to strictly abide by various instructions which are printed on the cover page of each Answer Book. Some of the important guidelines are reproduced here for your benefit.

**Note: The appearance of the candidate is purely on provisional basis subject to determination of eligibility**

1. Always keep the Examination Admit Card/Roll No. Slip with you and show it the supervisory staff/inspection team on duty as and when required/demanded.
2. No candidate shall be allowed to carry inside the Examination Hall, any textual material, printed or written, bits of paper or any other material of like nature. If any candidate is found in possession of such material after commencement of examination- whether in use or not- he/she is liable to be disqualified. Cellular phones, pager and other Electronic devices are not allowed during the examination. Candidates must deposit these items in the custody of the supervisory staff well before the commencement of the Examination.
3. A candidate, who reports after 30 minutes of the commencement of the Examination, shall not be permitted to take the Examination.
4. Write your Roll No./Enrollment No. neatly and correctly on the right side of Answer Book in the box shown below the caption "To be filled by the candidate".
5. Write carefully the Name of Examination, Name of the Subject, Name of Paper/Course, Date of Examination at two places viz on the right side and on the left side of the cover page of the Answer Book at the space provided for purpose.
6. Mention the same Question No. against the answer of a question as given in the Question paper.
7. **After the declaration of result**, if the result of any candidate is captioned as PMA/LO/IR/DE/, he/she should immediately bring it to the notice of the Tabulation Section of Examination Wing within 15 days positively, failing which no claim whatsoever shall be entertained.
8. If a candidate appears in the subject/paper in which He/She is not otherwise eligible, His/Her examination to that subject/paper shall stand automatically cancelled and the candidate will have no claim whatsoever.



# University of Kashmir, Srinagar

## Admit Card

UG 5TH & 6TH Semester Backlog Examination Batch-2015.

<b>Course:</b>	<b>BA</b>	<b>Roll No:</b>	<b>20564026</b>
<b>Session:</b>	Bi-Ann	<b>Year:</b>	2020
<b>Name of the Candidate:</b>	AAKIB JAVAID WANI		
<b>Son/Daughter of:</b>	JAVAID IQBAL WANI		
<b>Centre No:</b>	2		
<b>Name of the Centre:</b>	GOVT DEGREE COLLEGE, ANANTNAG (BOYS)		
<b>Subject(s) in which to be Examined:</b>	ED06		

Please admit the candidate (Provisionally) in the center for the subjects(s) mentioned in the statement to be held on the dates as given in the Date Sheet

**Sd/-**  
**Deputy controller of Examination**

### Important Examination and Result Guidelines:

While attempting your question paper in the examination hall, you have to strictly abide by various instructions which are printed on the cover page of each Answer Book. Some of the important guidelines are reproduced here for your benefit.

**Note: The appearance of the candidate is purely on provisional basis subject to determination of eligibility**


1. Always keep the Examination Admit Card/Roll No. Slip with you and show it the supervisory staff/inspection team on duty as and when required/demanded.
2. No candidate shall be allowed to carry inside the Examination Hall, any textual material, printed or written, bits of paper or any other material of like nature. If any candidate is found in possession of such material after commencement of examination- whether in use or not- he/she is liable to be disqualified. Cellular phones, pager and other Electronic devices are not allowed during the examination. Candidates must deposit these items in the custody of the supervisory staff well before the commencement of the Examination.
3. A candidate, who reports after 30 minutes of the commencement of the Examination, shall not be permitted to take the Examination.
4. Write your Roll No./Enrollment No. neatly and correctly on the right side of Answer Book in the box shown below the caption "To be filled by the candidate".
5. Write carefully the Name of Examination, Name of the Subject, Name of Paper/Course, Date of Examination at two places viz on the right side and on the left side of the cover page of the Answer Book at the space provided for purpose.
6. Mention the same Question No. against the answer of a question as given in the Question paper.
7. **After the declaration of result**, if the result of any candidate is captioned as PMA/LO/IR/DE/, he/she should immediately bring it to the notice of the Tabulation Section of Examination Wing within 15 days positively, failing which no claim whatsoever shall be entertained.
8. If a candidate appears in the subject/paper in which He/She is not otherwise eligible, His/Her examination to that subject/paper shall stand automatically cancelled and the candidate will have no claim whatsoever.



# University of Kashmir, Srinagar

## Admit Card

UG 5TH & 6TH Semester Backlog Examination Batch-2015.

<b>Course:</b>	<b>BA</b>	<b>Roll No:</b>	<b>20564027</b>
<b>Session:</b>	<b>Bi-Ann</b>	<b>Year:</b>	<b>2020</b>
<b>Name of the Candidate:</b>	<b>MASRAT JAN</b>		
<b>Son/Daughter of:</b>	<b>FAROOQ AHMAD TANTRAY</b>		
<b>Centre No:</b>	<b>2</b>		
<b>Name of the Centre:</b>	<b>GOVT DEGREE COLLEGE, ANANTNAG (BOYS)</b>		
<b>Subject(s) in which to be Examined:</b>	<b>HS06</b>		

Please admit the candidate (Provisionally) in the center for the subjects(s) mentioned in the statement to be held on the dates as given in the Date Sheet

**Sd/-**  
**Deputy controller of Examination**

### Important Examination and Result Guidelines:

While attempting your question paper in the examination hall, you have to strictly abide by various instructions which are printed on the cover page of each Answer Book. Some of the important guidelines are reproduced here for your benefit.

**Note: The appearance of the candidate is purely on provisional basis subject to determination of eligibility**

1. Always keep the Examination Admit Card/Roll No. Slip with you and show it the supervisory staff/inspection team on duty as and when required/demanded.
2. No candidate shall be allowed to carry inside the Examination Hall, any textual material, printed or written, bits of paper or any other material of like nature. If any candidate is found in possession of such material after commencement of examination- whether in use or not- he/she is liable to be disqualified. Cellular phones, pager and other Electronic devices are not allowed during the examination. Candidates must deposit these items in the custody of the supervisory staff well before the commencement of the Examination.
3. A candidate, who reports after 30 minutes of the commencement of the Examination, shall not be permitted to take the Examination.
4. Write your Roll No./Enrollment No. neatly and correctly on the right side of Answer Book in the box shown below the caption "To be filled by the candidate".
5. Write carefully the Name of Examination, Name of the Subject, Name of Paper/Course, Date of Examination at two places viz on the right side and on the left side of the cover page of the Answer Book at the space provided for purpose.
6. Mention the same Question No. against the answer of a question as given in the Question paper.
7. **After the declaration of result**, if the result of any candidate is captioned as PMA/LO/IR/DE/, he/she should immediately bring it to the notice of the Tabulation Section of Examination Wing within 15 days positively, failing which no claim whatsoever shall be entertained.
8. If a candidate appears in the subject/paper in which He/She is not otherwise eligible, His/Her examination to that subject/paper shall stand automatically cancelled and the candidate will have no claim whatsoever.



# University of Kashmir, Srinagar

## Admit Card

UG 5TH & 6TH Semester Backlog Examination Batch-2015.

<b>Course:</b>	<b>BA</b>	<b>Roll No:</b>	<b>20564028</b>
<b>Session:</b>	Bi-Ann	<b>Year:</b>	2020
<b>Name of the Candidate:</b>	AADIL HUSSAIN WANI		
<b>Son/Daughter of:</b>	AB RASHID WANI		
<b>Centre No:</b>	2		
<b>Name of the Centre:</b>	GOVT DEGREE COLLEGE, ANANTNAG (BOYS)		
<b>Subject(s) in which to be Examined:</b>	ENG06		



Please admit the candidate (Provisionally) in the center for the subjects(s) mentioned in the statement to be held on the dates as given in the Date Sheet

**Sd/-**  
**Deputy controller of Examination**

### Important Examination and Result Guidelines:

While attempting your question paper in the examination hall, you have to strictly abide by various instructions which are printed on the cover page of each Answer Book. Some of the important guidelines are reproduced here for your benefit.

**Note: The appearance of the candidate is purely on provisional basis subject to determination of eligibility**


1. Always keep the Examination Admit Card/Roll No. Slip with you and show it the supervisory staff/inspection team on duty as and when required/demanded.
2. No candidate shall be allowed to carry inside the Examination Hall, any textual material, printed or written, bits of paper or any other material of like nature. If any candidate is found in possession of such material after commencement of examination- whether in use or not- he/she is liable to be disqualified. Cellular phones, pager and other Electronic devices are not allowed during the examination. Candidates must deposit these items in the custody of the supervisory staff well before the commencement of the Examination.
3. A candidate, who reports after 30 minutes of the commencement of the Examination, shall not be permitted to take the Examination.
4. Write your Roll No./Enrollment No. neatly and correctly on the right side of Answer Book in the box shown below the caption "To be filled by the candidate".
5. Write carefully the Name of Examination, Name of the Subject, Name of Paper/Course, Date of Examination at two places viz on the right side and on the left side of the cover page of the Answer Book at the space provided for purpose.
6. Mention the same Question No. against the answer of a question as given in the Question paper.
7. **After the declaration of result**, if the result of any candidate is captioned as PMA/LO/IR/DE/, he/she should immediately bring it to the notice of the Tabulation Section of Examination Wing within 15 days positively, failing which no claim whatsoever shall be entertained.
8. If a candidate appears in the subject/paper in which He/She is not otherwise eligible, His/Her examination to that subject/paper shall stand automatically cancelled and the candidate will have no claim whatsoever.



# University of Kashmir, Srinagar

## Admit Card

UG 5TH & 6TH Semester Backlog Examination Batch-2015.

<b>Course:</b>	<b>BA</b>	<b>Roll No:</b>	<b>20564029</b>
<b>Session:</b>	<b>Bi-Ann</b>	<b>Year:</b>	<b>2020</b>
<b>Name of the Candidate:</b>	ULFAT RASHID		
<b>Son/Daughter of:</b>	AB RASHID SHIEKH		
<b>Centre No:</b>	2		
<b>Name of the Centre:</b>	GOVT DEGREE COLLEGE, ANANTNAG (BOYS)		
<b>Subject(s) in which to be Examined:</b>	ENG06		

Please admit the candidate (Provisionally) in the center for the subjects(s) mentioned in the statement to be held on the dates as given in the Date Sheet

**Sd/-**  
**Deputy controller of Examination**

### Important Examination and Result Guidelines:

While attempting your question paper in the examination hall, you have to strictly abide by various instructions which are printed on the cover page of each Answer Book. Some of the important guidelines are reproduced here for your benefit.

**Note: The appearance of the candidate is purely on provisional basis subject to determination of eligibility**


1. Always keep the Examination Admit Card/Roll No. Slip with you and show it the supervisory staff/inspection team on duty as and when required/demanded.
2. No candidate shall be allowed to carry inside the Examination Hall, any textual material, printed or written, bits of paper or any other material of like nature. If any candidate is found in possession of such material after commencement of examination- whether in use or not- he/she is liable to be disqualified. Cellular phones, pager and other Electronic devices are not allowed during the examination. Candidates must deposit these items in the custody of the supervisory staff well before the commencement of the Examination.
3. A candidate, who reports after 30 minutes of the commencement of the Examination, shall not be permitted to take the Examination.
4. Write your Roll No./Enrollment No. neatly and correctly on the right side of Answer Book in the box shown below the caption "To be filled by the candidate".
5. Write carefully the Name of Examination, Name of the Subject, Name of Paper/Course, Date of Examination at two places viz on the right side and on the left side of the cover page of the Answer Book at the space provided for purpose.
6. Mention the same Question No. against the answer of a question as given in the Question paper.
7. **After the declaration of result**, if the result of any candidate is captioned as PMA/LO/IR/DE/, he/she should immediately bring it to the notice of the Tabulation Section of Examination Wing within 15 days positively, failing which no claim whatsoever shall be entertained.
8. If a candidate appears in the subject/paper in which He/She is not otherwise eligible, His/Her examination to that subject/paper shall stand automatically cancelled and the candidate will have no claim whatsoever.



# University of Kashmir, Srinagar

## Admit Card

UG 5TH & 6TH Semester Backlog Examination Batch-2015.

<b>Course:</b>	<b>BA</b>	<b>Roll No:</b>	<b>20564030</b>
<b>Session:</b>	<b>Bi-Ann</b>	<b>Year:</b>	<b>2020</b>
<b>Name of the Candidate:</b>	IQRA HASSAN MALIK		
<b>Son/Daughter of:</b>	GULAM HASSAN MALIK		
<b>Centre No:</b>	2		
<b>Name of the Centre:</b>	GOVT DEGREE COLLEGE, ANANTNAG (BOYS)		
<b>Subject(s) in which to be Examined:</b>	UR06-		

Please admit the candidate (Provisionally) in the center for the subjects(s) mentioned in the statement to be held on the dates as given in the Date Sheet

**Sd/-**  
**Deputy controller of Examination**

### Important Examination and Result Guidelines:

While attempting your question paper in the examination hall, you have to strictly abide by various instructions which are printed on the cover page of each Answer Book. Some of the important guidelines are reproduced here for your benefit.

**Note: The appearance of the candidate is purely on provisional basis subject to determination of eligibility**

1. Always keep the Examination Admit Card/Roll No. Slip with you and show it the supervisory staff/inspection team on duty as and when required/demanded.
2. No candidate shall be allowed to carry inside the Examination Hall, any textual material, printed or written, bits of paper or any other material of like nature. If any candidate is found in possession of such material after commencement of examination- whether in use or not- he/she is liable to be disqualified. Cellular phones, pager and other Electronic devices are not allowed during the examination. Candidates must deposit these items in the custody of the supervisory staff well before the commencement of the Examination.
3. A candidate, who reports after 30 minutes of the commencement of the Examination, shall not be permitted to take the Examination.
4. Write your Roll No./Enrollment No. neatly and correctly on the right side of Answer Book in the box shown below the caption "To be filled by the candidate".
5. Write carefully the Name of Examination, Name of the Subject, Name of Paper/Course, Date of Examination at two places viz on the right side and on the left side of the cover page of the Answer Book at the space provided for purpose.
6. Mention the same Question No. against the answer of a question as given in the Question paper.
7. **After the declaration of result**, if the result of any candidate is captioned as PMA/LO/IR/DE/, he/she should immediately bring it to the notice of the Tabulation Section of Examination Wing within 15 days positively, failing which no claim whatsoever shall be entertained.
8. If a candidate appears in the subject/paper in which He/She is not otherwise eligible, His/Her examination to that subject/paper shall stand automatically cancelled and the candidate will have no claim whatsoever.



# University of Kashmir, Srinagar

## Admit Card

UG 5TH & 6TH Semester Backlog Examination Batch-2015.

<b>Course:</b>	<b>BA</b>	<b>Roll No:</b>	<b>20564031</b>
<b>Session:</b>	<b>Bi-Ann</b>	<b>Year:</b>	<b>2020</b>
<b>Name of the Candidate:</b>	KHALID KHURSHEED NAJAR		
<b>Son/Daughter of:</b>	KHURSHEED AHMAD NAJAR		
<b>Centre No:</b>	2		
<b>Name of the Centre:</b>	GOVT DEGREE COLLEGE, ANANTNAG (BOYS)		
<b>Subject(s) in which to be Examined:</b>	ENG06-MA06-		



Please admit the candidate (Provisionally) in the center for the subjects(s) mentioned in the statement to be held on the dates as given in the Date Sheet

**Sd/-**  
**Deputy controller of Examination**

### Important Examination and Result Guidelines:

While attempting your question paper in the examination hall, you have to strictly abide by various instructions which are printed on the cover page of each Answer Book. Some of the important guidelines are reproduced here for your benefit.

**Note: The appearance of the candidate is purely on provisional basis subject to determination of eligibility**

1. Always keep the Examination Admit Card/Roll No. Slip with you and show it the supervisory staff/inspection team on duty as and when required/demanded.
2. No candidate shall be allowed to carry inside the Examination Hall, any textual material, printed or written, bits of paper or any other material of like nature. If any candidate is found in possession of such material after commencement of examination- whether in use or not- he/she is liable to be disqualified. Cellular phones, pager and other Electronic devices are not allowed during the examination. Candidates must deposit these items in the custody of the supervisory staff well before the commencement of the Examination.
3. A candidate, who reports after 30 minutes of the commencement of the Examination, shall not be permitted to take the Examination.
4. Write your Roll No./Enrollment No. neatly and correctly on the right side of Answer Book in the box shown below the caption "To be filled by the candidate".
5. Write carefully the Name of Examination, Name of the Subject, Name of Paper/Course, Date of Examination at two places viz on the right side and on the left side of the cover page of the Answer Book at the space provided for purpose.
6. Mention the same Question No. against the answer of a question as given in the Question paper.
7. **After the declaration of result**, if the result of any candidate is captioned as PMA/LO/IR/DE/, he/she should immediately bring it to the notice of the Tabulation Section of Examination Wing within 15 days positively, failing which no claim whatsoever shall be entertained.
8. If a candidate appears in the subject/paper in which He/She is not otherwise eligible, His/Her examination to that subject/paper shall stand automatically cancelled and the candidate will have no claim whatsoever.





# University of Kashmir, Srinagar

## Admit Card

UG 5TH & 6TH Semester Backlog Examination Batch-2015.

<b>Course:</b>	<b>BA</b>	<b>Roll No:</b>	<b>20564032</b>
<b>Session:</b>	<b>Bi-Ann</b>	<b>Year:</b>	<b>2020</b>
<b>Name of the Candidate:</b>	SHABEENA AKHTER		
<b>Son/Daughter of:</b>	MOHD MAQBOOL BHAT		
<b>Centre No:</b>	2		
<b>Name of the Centre:</b>	GOVT DEGREE COLLEGE, ANANTNAG (BOYS)		
<b>Subject(s) in which to be Examined:</b>	HS06		



Please admit the candidate (Provisionally) in the center for the subjects(s) mentioned in the statement to be held on the dates as given in the Date Sheet

**Sd/-**  
**Deputy controller of Examination**

### Important Examination and Result Guidelines:

While attempting your question paper in the examination hall, you have to strictly abide by various instructions which are printed on the cover page of each Answer Book. Some of the important guidelines are reproduced here for your benefit.

**Note: The appearance of the candidate is purely on provisional basis subject to determination of eligibility**

1. Always keep the Examination Admit Card/Roll No. Slip with you and show it the supervisory staff/inspection team on duty as and when required/demanded.
2. No candidate shall be allowed to carry inside the Examination Hall, any textual material, printed or written, bits of paper or any other material of like nature. If any candidate is found in possession of such material after commencement of examination- whether in use or not- he/she is liable to be disqualified. Cellular phones, pager and other Electronic devices are not allowed during the examination. Candidates must deposit these items in the custody of the supervisory staff well before the commencement of the Examination.
3. A candidate, who reports after 30 minutes of the commencement of the Examination, shall not be permitted to take the Examination.
4. Write your Roll No./Enrollment No. neatly and correctly on the right side of Answer Book in the box shown below the caption "To be filled by the candidate".
5. Write carefully the Name of Examination, Name of the Subject, Name of Paper/Course, Date of Examination at two places viz on the right side and on the left side of the cover page of the Answer Book at the space provided for purpose.
6. Mention the same Question No. against the answer of a question as given in the Question paper.
7. **After the declaration of result**, if the result of any candidate is captioned as PMA/LO/IR/DE/, he/she should immediately bring it to the notice of the Tabulation Section of Examination Wing within 15 days positively, failing which no claim whatsoever shall be entertained.
8. If a candidate appears in the subject/paper in which He/She is not otherwise eligible, His/Her examination to that subject/paper shall stand automatically cancelled and the candidate will have no claim whatsoever.



# University of Kashmir, Srinagar

## Admit Card

UG 5TH & 6TH Semester Backlog Examination Batch-2015.

**Course:** BA **Roll No:** 20564033

**Session:** Bi-Ann **Year:** 2020

**Name of the Candidate:** SHAISTA FAROOQ

**Son/Daughter of:** FAROOQ AHMAD GANIE

**Centre No:** 2

**Name of the Centre:** GOVT DEGREE COLLEGE, ANANTNAG (BOYS)

**Subject(s) in which to be Examined:** ENG06-UR06



Please admit the candidate (Provisionally) in the center for the subjects(s) mentioned in the statement to be held on the dates as given in the Date Sheet

**Sd/-**  
**Deputy controller of Examination**

### Important Examination and Result Guidelines:

While attempting your question paper in the examination hall, you have to strictly abide by various instructions which are printed on the cover page of each Answer Book. Some of the important guidelines are reproduced here for your benefit.

**Note: The appearance of the candidate is purely on provisional basis subject to determination of eligibility**


1. Always keep the Examination Admit Card/Roll No. Slip with you and show it the supervisory staff/inspection team on duty as and when required/demanded.
2. No candidate shall be allowed to carry inside the Examination Hall, any textual material, printed or written, bits of paper or any other material of like nature. If any candidate is found in possession of such material after commencement of examination- whether in use or not- he/she is liable to be disqualified. Cellular phones, pager and other Electronic devices are not allowed during the examination. Candidates must deposit these items in the custody of the supervisory staff well before the commencement of the Examination.
3. A candidate, who reports after 30 minutes of the commencement of the Examination, shall not be permitted to take the Examination.
4. Write your Roll No./Enrollment No. neatly and correctly on the right side of Answer Book in the box shown below the caption "To be filled by the candidate".
5. Write carefully the Name of Examination, Name of the Subject, Name of Paper/Course, Date of Examination at two places viz on the right side and on the left side of the cover page of the Answer Book at the space provided for purpose.
6. Mention the same Question No. against the answer of a question as given in the Question paper.
7. **After the declaration of result**, if the result of any candidate is captioned as PMA/LO/IR/DE/, he/she should immediately bring it to the notice of the Tabulation Section of Examination Wing within 15 days positively, failing which no claim whatsoever shall be entertained.
8. If a candidate appears in the subject/paper in which He/She is not otherwise eligible, His/Her examination to that subject/paper shall stand automatically cancelled and the candidate will have no claim whatsoever.



# University of Kashmir, Srinagar

## Admit Card

UG 5TH & 6TH Semester Backlog Examination Batch-2015.

<b>Course:</b>	<b>BA</b>	<b>Roll No:</b>	<b>20564034</b>
<b>Session:</b>	Bi-Ann	<b>Year:</b>	2020
<b>Name of the Candidate:</b>	RUBEENA AKHTER		
<b>Son/Daughter of:</b>	MOHD RAMZAN MALIK		
<b>Centre No:</b>	2		
<b>Name of the Centre:</b>	GOVT DEGREE COLLEGE, ANANTNAG (BOYS)		
<b>Subject(s) in which to be Examined:</b>	ENG06		

Please admit the candidate (Provisionally) in the center for the subjects(s) mentioned in the statement to be held on the dates as given in the Date Sheet

**Sd/-**  
**Deputy controller of Examination**

### Important Examination and Result Guidelines:

While attempting your question paper in the examination hall, you have to strictly abide by various instructions which are printed on the cover page of each Answer Book. Some of the important guidelines are reproduced here for your benefit.

**Note: The appearance of the candidate is purely on provisional basis subject to determination of eligibility**

1. Always keep the Examination Admit Card/Roll No. Slip with you and show it the supervisory staff/inspection team on duty as and when required/demanded.
2. No candidate shall be allowed to carry inside the Examination Hall, any textual material, printed or written, bits of paper or any other material of like nature. If any candidate is found in possession of such material after commencement of examination- whether in use or not- he/she is liable to be disqualified. Cellular phones, pager and other Electronic devices are not allowed during the examination. Candidates must deposit these items in the custody of the supervisory staff well before the commencement of the Examination.
3. A candidate, who reports after 30 minutes of the commencement of the Examination, shall not be permitted to take the Examination.
4. Write your Roll No./Enrollment No. neatly and correctly on the right side of Answer Book in the box shown below the caption "To be filled by the candidate".
5. Write carefully the Name of Examination, Name of the Subject, Name of Paper/Course, Date of Examination at two places viz on the right side and on the left side of the cover page of the Answer Book at the space provided for purpose.
6. Mention the same Question No. against the answer of a question as given in the Question paper.
7. **After the declaration of result**, if the result of any candidate is captioned as PMA/LO/IR/DE/, he/she should immediately bring it to the notice of the Tabulation Section of Examination Wing within 15 days positively, failing which no claim whatsoever shall be entertained.
8. If a candidate appears in the subject/paper in which He/She is not otherwise eligible, His/Her examination to that subject/paper shall stand automatically cancelled and the candidate will have no claim whatsoever.



# University of Kashmir, Srinagar

## Admit Card

UG 5TH & 6TH Semester Backlog Examination Batch-2015.

<b>Course:</b>	<b>BA</b>	<b>Roll No:</b>	<b>20564035</b>
<b>Session:</b>	Bi-Ann	<b>Year:</b>	2020
<b>Name of the Candidate:</b>	SHUBLI AKHTER		
<b>Son/Daughter of:</b>	AB RAHIM SHEIKH		
<b>Centre No:</b>	2		
<b>Name of the Centre:</b>	GOVT DEGREE COLLEGE, ANANTNAG (BOYS)		
<b>Subject(s) in which to be Examined:</b>	ENG05-IS05		



Please admit the candidate (Provisionally) in the center for the subjects(s) mentioned in the statement to be held on the dates as given in the Date Sheet

**Sd/-**  
**Deputy controller of Examination**

### Important Examination and Result Guidelines:

While attempting your question paper in the examination hall, you have to strictly abide by various instructions which are printed on the cover page of each Answer Book. Some of the important guidelines are reproduced here for your benefit.

**Note: The appearance of the candidate is purely on provisional basis subject to determination of eligibility**


1. Always keep the Examination Admit Card/Roll No. Slip with you and show it the supervisory staff/inspection team on duty as and when required/demanded.
2. No candidate shall be allowed to carry inside the Examination Hall, any textual material, printed or written, bits of paper or any other material of like nature. If any candidate is found in possession of such material after commencement of examination- whether in use or not- he/she is liable to be disqualified. Cellular phones, pager and other Electronic devices are not allowed during the examination. Candidates must deposit these items in the custody of the supervisory staff well before the commencement of the Examination.
3. A candidate, who reports after 30 minutes of the commencement of the Examination, shall not be permitted to take the Examination.
4. Write your Roll No./Enrollment No. neatly and correctly on the right side of Answer Book in the box shown below the caption "To be filled by the candidate".
5. Write carefully the Name of Examination, Name of the Subject, Name of Paper/Course, Date of Examination at two places viz on the right side and on the left side of the cover page of the Answer Book at the space provided for purpose.
6. Mention the same Question No. against the answer of a question as given in the Question paper.
7. **After the declaration of result**, if the result of any candidate is captioned as PMA/LO/IR/DE/, he/she should immediately bring it to the notice of the Tabulation Section of Examination Wing within 15 days positively, failing which no claim whatsoever shall be entertained.
8. If a candidate appears in the subject/paper in which He/She is not otherwise eligible, His/Her examination to that subject/paper shall stand automatically cancelled and the candidate will have no claim whatsoever.



# University of Kashmir, Srinagar

## Admit Card

UG 5TH & 6TH Semester Backlog Examination Batch-2015.

<b>Course:</b>	<b>BSC</b>	<b>Roll No:</b>	<b>20568076</b>
<b>Session:</b>	Bi-Ann	<b>Year:</b>	2020
<b>Name of the Candidate:</b>	SHAHEENA AKHTER		
<b>Son/Daughter of:</b>	MOHD SHAFI KHOKHER		
<b>Centre No:</b>	2		
<b>Name of the Centre:</b>	GOVT DEGREE COLLEGE, ANANTNAG (BOYS)		
<b>Subject(s) in which to be Examined:</b>	ZOO05-ZOO06		

Please admit the candidate (Provisionally) in the center for the subjects(s) mentioned in the statement to be held on the dates as given in the Date Sheet

**Sd/-**  
**Deputy controller of Examination**

### Important Examination and Result Guidelines:

While attempting your question paper in the examination hall, you have to strictly abide by various instructions which are printed on the cover page of each Answer Book. Some of the important guidelines are reproduced here for your benefit.

**Note: The appearance of the candidate is purely on provisional basis subject to determination of eligibility**

1. Always keep the Examination Admit Card/Roll No. Slip with you and show it the supervisory staff/inspection team on duty as and when required/demanded.
2. No candidate shall be allowed to carry inside the Examination Hall, any textual material, printed or written, bits of paper or any other material of like nature. If any candidate is found in possession of such material after commencement of examination- whether in use or not- he/she is liable to be disqualified. Cellular phones, pager and other Electronic devices are not allowed during the examination. Candidates must deposit these items in the custody of the supervisory staff well before the commencement of the Examination.
3. A candidate, who reports after 30 minutes of the commencement of the Examination, shall not be permitted to take the Examination.
4. Write your Roll No./Enrollment No. neatly and correctly on the right side of Answer Book in the box shown below the caption "To be filled by the candidate".
5. Write carefully the Name of Examination, Name of the Subject, Name of Paper/Course, Date of Examination at two places viz on the right side and on the left side of the cover page of the Answer Book at the space provided for purpose.
6. Mention the same Question No. against the answer of a question as given in the Question paper.
7. **After the declaration of result**, if the result of any candidate is captioned as PMA/LO/IR/DE/, he/she should immediately bring it to the notice of the Tabulation Section of Examination Wing within 15 days positively, failing which no claim whatsoever shall be entertained.
8. If a candidate appears in the subject/paper in which He/She is not otherwise eligible, His/Her examination to that subject/paper shall stand automatically cancelled and the candidate will have no claim whatsoever.



# University of Kashmir, Srinagar

## Admit Card

UG 5TH & 6TH Semester Backlog Examination Batch-2015.

<b>Course:</b>	<b>BSC</b>	<b>Roll No:</b>	<b>20568077</b>
<b>Session:</b>	Bi-Ann	<b>Year:</b>	2020
<b>Name of the Candidate:</b>	NIHA GULZAR		
<b>Son/Daughter of:</b>	GULZAR AHMAD SHAH		
<b>Centre No:</b>	2		
<b>Name of the Centre:</b>	GOVT DEGREE COLLEGE, ANANTNAG (BOYS)		
<b>Subject(s) in which to be Examined:</b>	ENG05-CH05-BOT05-ZOO05-ZOO06		



Please admit the candidate (Provisionally) in the center for the subjects(s) mentioned in the statement to be held on the dates as given in the Date Sheet

**Sd/-**  
**Deputy controller of Examination**

### Important Examination and Result Guidelines:

While attempting your question paper in the examination hall, you have to strictly abide by various instructions which are printed on the cover page of each Answer Book. Some of the important guidelines are reproduced here for your benefit.

**Note: The appearance of the candidate is purely on provisional basis subject to determination of eligibility**

1. Always keep the Examination Admit Card/Roll No. Slip with you and show it the supervisory staff/inspection team on duty as and when required/demanded.
2. No candidate shall be allowed to carry inside the Examination Hall, any textual material, printed or written, bits of paper or any other material of like nature. If any candidate is found in possession of such material after commencement of examination- whether in use or not- he/she is liable to be disqualified. Cellular phones, pager and other Electronic devices are not allowed during the examination. Candidates must deposit these items in the custody of the supervisory staff well before the commencement of the Examination.
3. A candidate, who reports after 30 minutes of the commencement of the Examination, shall not be permitted to take the Examination.
4. Write your Roll No./Enrollment No. neatly and correctly on the right side of Answer Book in the box shown below the caption "To be filled by the candidate".
5. Write carefully the Name of Examination, Name of the Subject, Name of Paper/Course, Date of Examination at two places viz on the right side and on the left side of the cover page of the Answer Book at the space provided for purpose.
6. Mention the same Question No. against the answer of a question as given in the Question paper.
7. **After the declaration of result**, if the result of any candidate is captioned as PMA/LO/IR/DE/, he/she should immediately bring it to the notice of the Tabulation Section of Examination Wing within 15 days positively, failing which no claim whatsoever shall be entertained.
8. If a candidate appears in the subject/paper in which He/She is not otherwise eligible, His/Her examination to that subject/paper shall stand automatically cancelled and the candidate will have no claim whatsoever.



# University of Kashmir, Srinagar

## Admit Card

UG 5TH & 6TH Semester Backlog Examination Batch-2015.

<b>Course:</b>	<b>BSC</b>	<b>Roll No:</b>	<b>20568078</b>
<b>Session:</b>	Bi-Ann	<b>Year:</b>	2020
<b>Name of the Candidate:</b>	SAMREENA MUSHTAQ		
<b>Son/Daughter of:</b>	MUSHTAQ AHMAD ITOO		
<b>Centre No:</b>	2		
<b>Name of the Centre:</b>	GOVT DEGREE COLLEGE, ANANTNAG (BOYS)		
<b>Subject(s) in which to be Examined:</b>	ENG05-ZOO06		



Please admit the candidate (Provisionally) in the center for the subjects(s) mentioned in the statement to be held on the dates as given in the Date Sheet

**Sd/-**  
**Deputy controller of Examination**

### Important Examination and Result Guidelines:

While attempting your question paper in the examination hall, you have to strictly abide by various instructions which are printed on the cover page of each Answer Book. Some of the important guidelines are reproduced here for your benefit.

**Note: The appearance of the candidate is purely on provisional basis subject to determination of eligibility**

1. Always keep the Examination Admit Card/Roll No. Slip with you and show it the supervisory staff/inspection team on duty as and when required/demanded.
2. No candidate shall be allowed to carry inside the Examination Hall, any textual material, printed or written, bits of paper or any other material of like nature. If any candidate is found in possession of such material after commencement of examination- whether in use or not- he/she is liable to be disqualified. Cellular phones, pager and other Electronic devices are not allowed during the examination. Candidates must deposit these items in the custody of the supervisory staff well before the commencement of the Examination.
3. A candidate, who reports after 30 minutes of the commencement of the Examination, shall not be permitted to take the Examination.
4. Write your Roll No./Enrollment No. neatly and correctly on the right side of Answer Book in the box shown below the caption "To be filled by the candidate".
5. Write carefully the Name of Examination, Name of the Subject, Name of Paper/Course, Date of Examination at two places viz on the right side and on the left side of the cover page of the Answer Book at the space provided for purpose.
6. Mention the same Question No. against the answer of a question as given in the Question paper.
7. **After the declaration of result**, if the result of any candidate is captioned as PMA/LO/IR/DE/, he/she should immediately bring it to the notice of the Tabulation Section of Examination Wing within 15 days positively, failing which no claim whatsoever shall be entertained.
8. If a candidate appears in the subject/paper in which He/She is not otherwise eligible, His/Her examination to that subject/paper shall stand automatically cancelled and the candidate will have no claim whatsoever.



# University of Kashmir, Srinagar

## Admit Card

UG 5TH & 6TH Semester Backlog Examination Batch-2015.

<b>Course:</b>	<b>BSC</b>	<b>Roll No:</b>	<b>20568079</b>
<b>Session:</b>	<b>Bi-Ann</b>	<b>Year:</b>	<b>2020</b>
<b>Name of the Candidate:</b>	AFSHA MAJEED		
<b>Son/Daughter of:</b>	ABDUL MAJEED WANI		
<b>Centre No:</b>	2		
<b>Name of the Centre:</b>	GOVT DEGREE COLLEGE, ANANTNAG (BOYS)		
<b>Subject(s) in which to be Examined:</b>	ENG05		



Please admit the candidate (Provisionally) in the center for the subjects(s) mentioned in the statement to be held on the dates as given in the Date Sheet

**Sd/-**  
**Deputy controller of Examination**

### Important Examination and Result Guidelines:

While attempting your question paper in the examination hall, you have to strictly abide by various instructions which are printed on the cover page of each Answer Book. Some of the important guidelines are reproduced here for your benefit.

**Note: The appearance of the candidate is purely on provisional basis subject to determination of eligibility**

1. Always keep the Examination Admit Card/Roll No. Slip with you and show it the supervisory staff/inspection team on duty as and when required/demanded.
2. No candidate shall be allowed to carry inside the Examination Hall, any textual material, printed or written, bits of paper or any other material of like nature. If any candidate is found in possession of such material after commencement of examination- whether in use or not- he/she is liable to be disqualified. Cellular phones, pager and other Electronic devices are not allowed during the examination. Candidates must deposit these items in the custody of the supervisory staff well before the commencement of the Examination.
3. A candidate, who reports after 30 minutes of the commencement of the Examination, shall not be permitted to take the Examination.
4. Write your Roll No./Enrollment No. neatly and correctly on the right side of Answer Book in the box shown below the caption "To be filled by the candidate".
5. Write carefully the Name of Examination, Name of the Subject, Name of Paper/Course, Date of Examination at two places viz on the right side and on the left side of the cover page of the Answer Book at the space provided for purpose.
6. Mention the same Question No. against the answer of a question as given in the Question paper.
7. **After the declaration of result**, if the result of any candidate is captioned as PMA/LO/IR/DE/, he/she should immediately bring it to the notice of the Tabulation Section of Examination Wing within 15 days positively, failing which no claim whatsoever shall be entertained.
8. If a candidate appears in the subject/paper in which He/She is not otherwise eligible, His/Her examination to that subject/paper shall stand automatically cancelled and the candidate will have no claim whatsoever.





# University of Kashmir, Srinagar

## Admit Card

UG 5TH & 6TH Semester Backlog Examination Batch-2015.

<b>Course:</b>	<b>BSC</b>	<b>Roll No:</b>	<b>20568080</b>
<b>Session:</b>	<b>Bi-Ann</b>	<b>Year:</b>	<b>2020</b>
<b>Name of the Candidate:</b>	NAHIDA AKHTER		
<b>Son/Daughter of:</b>	BASHIR AHMAD MALIK		
<b>Centre No:</b>	2		
<b>Name of the Centre:</b>	GOVT DEGREE COLLEGE, ANANTNAG (BOYS)		
<b>Subject(s) in which to be Examined:</b>	ENG05-BOT05-ZOO05-ZOO06		



Please admit the candidate (Provisionally) in the center for the subjects(s) mentioned in the statement to be held on the dates as given in the Date Sheet

**Sd/-**  
**Deputy controller of Examination**

### Important Examination and Result Guidelines:

While attempting your question paper in the examination hall, you have to strictly abide by various instructions which are printed on the cover page of each Answer Book. Some of the important guidelines are reproduced here for your benefit.

**Note: The appearance of the candidate is purely on provisional basis subject to determination of eligibility**

1. Always keep the Examination Admit Card/Roll No. Slip with you and show it the supervisory staff/inspection team on duty as and when required/demanded.
2. No candidate shall be allowed to carry inside the Examination Hall, any textual material, printed or written, bits of paper or any other material of like nature. If any candidate is found in possession of such material after commencement of examination- whether in use or not- he/she is liable to be disqualified. Cellular phones, pager and other Electronic devices are not allowed during the examination. Candidates must deposit these items in the custody of the supervisory staff well before the commencement of the Examination.
3. A candidate, who reports after 30 minutes of the commencement of the Examination, shall not be permitted to take the Examination.
4. Write your Roll No./Enrollment No. neatly and correctly on the right side of Answer Book in the box shown below the caption "To be filled by the candidate".
5. Write carefully the Name of Examination, Name of the Subject, Name of Paper/Course, Date of Examination at two places viz on the right side and on the left side of the cover page of the Answer Book at the space provided for purpose.
6. Mention the same Question No. against the answer of a question as given in the Question paper.
7. **After the declaration of result**, if the result of any candidate is captioned as PMA/LO/IR/DE/, he/she should immediately bring it to the notice of the Tabulation Section of Examination Wing within 15 days positively, failing which no claim whatsoever shall be entertained.
8. If a candidate appears in the subject/paper in which He/She is not otherwise eligible, His/Her examination to that subject/paper shall stand automatically cancelled and the candidate will have no claim whatsoever.



# University of Kashmir, Srinagar

## Admit Card

UG 5TH & 6TH Semester Backlog Examination Batch-2015.

<b>Course:</b>	<b>BSC</b>	<b>Roll No:</b>	<b>20568081</b>
<b>Session:</b>	<b>Bi-Ann</b>	<b>Year:</b>	<b>2020</b>
<b>Name of the Candidate:</b>	SHAHRAZA ASHRAF		
<b>Son/Daughter of:</b>	MOHD ASHRAF KACHROO		
<b>Centre No:</b>	2		
<b>Name of the Centre:</b>	GOVT DEGREE COLLEGE, ANANTNAG (BOYS)		
<b>Subject(s) in which to be Examined:</b>	CH05-ZOO06		



Please admit the candidate (Provisionally) in the center for the subjects(s) mentioned in the statement to be held on the dates as given in the Date Sheet

**Sd/-**  
**Deputy controller of Examination**

### Important Examination and Result Guidelines:

While attempting your question paper in the examination hall, you have to strictly abide by various instructions which are printed on the cover page of each Answer Book. Some of the important guidelines are reproduced here for your benefit.

**Note: The appearance of the candidate is purely on provisional basis subject to determination of eligibility**


1. Always keep the Examination Admit Card/Roll No. Slip with you and show it the supervisory staff/inspection team on duty as and when required/demanded.
2. No candidate shall be allowed to carry inside the Examination Hall, any textual material, printed or written, bits of paper or any other material of like nature. If any candidate is found in possession of such material after commencement of examination- whether in use or not- he/she is liable to be disqualified. Cellular phones, pager and other Electronic devices are not allowed during the examination. Candidates must deposit these items in the custody of the supervisory staff well before the commencement of the Examination.
3. A candidate, who reports after 30 minutes of the commencement of the Examination, shall not be permitted to take the Examination.
4. Write your Roll No./Enrollment No. neatly and correctly on the right side of Answer Book in the box shown below the caption "To be filled by the candidate".
5. Write carefully the Name of Examination, Name of the Subject, Name of Paper/Course, Date of Examination at two places viz on the right side and on the left side of the cover page of the Answer Book at the space provided for purpose.
6. Mention the same Question No. against the answer of a question as given in the Question paper.
7. **After the declaration of result**, if the result of any candidate is captioned as PMA/LO/IR/DE/, he/she should immediately bring it to the notice of the Tabulation Section of Examination Wing within 15 days positively, failing which no claim whatsoever shall be entertained.
8. If a candidate appears in the subject/paper in which He/She is not otherwise eligible, His/Her examination to that subject/paper shall stand automatically cancelled and the candidate will have no claim whatsoever.



# University of Kashmir, Srinagar

## Admit Card

UG 5TH & 6TH Semester Backlog Examination Batch-2015.

<b>Course:</b>	<b>BSC</b>	<b>Roll No:</b>	<b>20568082</b>
<b>Session:</b>	Bi-Ann	<b>Year:</b>	2020
<b>Name of the Candidate:</b>	SADIA BASHIR		
<b>Son/Daughter of:</b>	BASHIR AHMAD		
<b>Centre No:</b>	2		
<b>Name of the Centre:</b>	GOVT DEGREE COLLEGE, ANANTNAG (BOYS)		
<b>Subject(s) in which to be Examined:</b>	BOT05		

Please admit the candidate (Provisionally) in the center for the subjects(s) mentioned in the statement to be held on the dates as given in the Date Sheet

Sd/-  
Deputy controller of Examination

### Important Examination and Result Guidelines:

While attempting your question paper in the examination hall, you have to strictly abide by various instructions which are printed on the cover page of each Answer Book. Some of the important guidelines are reproduced here for your benefit.

**Note: The appearance of the candidate is purely on provisional basis subject to determination of eligibility**


1. Always keep the Examination Admit Card/Roll No. Slip with you and show it the supervisory staff/inspection team on duty as and when required/demanded.
2. No candidate shall be allowed to carry inside the Examination Hall, any textual material, printed or written, bits of paper or any other material of like nature. If any candidate is found in possession of such material after commencement of examination- whether in use or not- he/she is liable to be disqualified. Cellular phones, pager and other Electronic devices are not allowed during the examination. Candidates must deposit these items in the custody of the supervisory staff well before the commencement of the Examination.
3. A candidate, who reports after 30 minutes of the commencement of the Examination, shall not be permitted to take the Examination.
4. Write your Roll No./Enrollment No. neatly and correctly on the right side of Answer Book in the box shown below the caption "To be filled by the candidate".
5. Write carefully the Name of Examination, Name of the Subject, Name of Paper/Course, Date of Examination at two places viz on the right side and on the left side of the cover page of the Answer Book at the space provided for purpose.
6. Mention the same Question No. against the answer of a question as given in the Question paper.
7. **After the declaration of result**, if the result of any candidate is captioned as PMA/LO/IR/DE/, he/she should immediately bring it to the notice of the Tabulation Section of Examination Wing within 15 days positively, failing which no claim whatsoever shall be entertained.
8. If a candidate appears in the subject/paper in which He/She is not otherwise eligible, His/Her examination to that subject/paper shall stand automatically cancelled and the candidate will have no claim whatsoever.



# University of Kashmir, Srinagar

## Admit Card

UG 5TH & 6TH Semester Backlog Examination Batch-2015.

<b>Course:</b>	<b>BSC</b>	<b>Roll No:</b>	<b>20568083</b>
<b>Session:</b>	Bi-Ann	<b>Year:</b>	2020
<b>Name of the Candidate:</b>	MASRAT GULL		
<b>Son/Daughter of:</b>	GULL MOHD BHAT		
<b>Centre No:</b>	2		
<b>Name of the Centre:</b>	GOVT DEGREE COLLEGE, ANANTNAG (BOYS)		
<b>Subject(s) in which to be Examined:</b>	CH05		

Please admit the candidate (Provisionally) in the center for the subjects(s) mentioned in the statement to be held on the dates as given in the Date Sheet

Sd/-  
Deputy controller of Examination

### Important Examination and Result Guidelines:

While attempting your question paper in the examination hall, you have to strictly abide by various instructions which are printed on the cover page of each Answer Book. Some of the important guidelines are reproduced here for your benefit.

**Note: The appearance of the candidate is purely on provisional basis subject to determination of eligibility**


1. Always keep the Examination Admit Card/Roll No. Slip with you and show it the supervisory staff/inspection team on duty as and when required/demanded.
2. No candidate shall be allowed to carry inside the Examination Hall, any textual material, printed or written, bits of paper or any other material of like nature. If any candidate is found in possession of such material after commencement of examination- whether in use or not- he/she is liable to be disqualified. Cellular phones, pager and other Electronic devices are not allowed during the examination. Candidates must deposit these items in the custody of the supervisory staff well before the commencement of the Examination.
3. A candidate, who reports after 30 minutes of the commencement of the Examination, shall not be permitted to take the Examination.
4. Write your Roll No./Enrollment No. neatly and correctly on the right side of Answer Book in the box shown below the caption "To be filled by the candidate".
5. Write carefully the Name of Examination, Name of the Subject, Name of Paper/Course, Date of Examination at two places viz on the right side and on the left side of the cover page of the Answer Book at the space provided for purpose.
6. Mention the same Question No. against the answer of a question as given in the Question paper.
7. **After the declaration of result**, if the result of any candidate is captioned as PMA/LO/IR/DE/, he/she should immediately bring it to the notice of the Tabulation Section of Examination Wing within 15 days positively, failing which no claim whatsoever shall be entertained.
8. If a candidate appears in the subject/paper in which He/She is not otherwise eligible, His/Her examination to that subject/paper shall stand automatically cancelled and the candidate will have no claim whatsoever.



# University of Kashmir, Srinagar

## Admit Card

UG 5TH & 6TH Semester Backlog Examination Batch-2015.

<b>Course:</b>	<b>BSC</b>	<b>Roll No:</b>	<b>20568084</b>
<b>Session:</b>	Bi-Ann	<b>Year:</b>	2020
<b>Name of the Candidate:</b>	HEENA NABI		
<b>Son/Daughter of:</b>	GH NABI MALIK		
<b>Centre No:</b>	2		
<b>Name of the Centre:</b>	GOVT DEGREE COLLEGE, ANANTNAG (BOYS)		
<b>Subject(s) in which to be Examined:</b>	CH05		

Please admit the candidate (Provisionally) in the center for the subjects(s) mentioned in the statement to be held on the dates as given in the Date Sheet

Sd/-  
Deputy controller of Examination

### Important Examination and Result Guidelines:

While attempting your question paper in the examination hall, you have to strictly abide by various instructions which are printed on the cover page of each Answer Book. Some of the important guidelines are reproduced here for your benefit.

**Note: The appearance of the candidate is purely on provisional basis subject to determination of eligibility**


1. Always keep the Examination Admit Card/Roll No. Slip with you and show it the supervisory staff/inspection team on duty as and when required/demanded.
2. No candidate shall be allowed to carry inside the Examination Hall, any textual material, printed or written, bits of paper or any other material of like nature. If any candidate is found in possession of such material after commencement of examination- whether in use or not- he/she is liable to be disqualified. Cellular phones, pager and other Electronic devices are not allowed during the examination. Candidates must deposit these items in the custody of the supervisory staff well before the commencement of the Examination.
3. A candidate, who reports after 30 minutes of the commencement of the Examination, shall not be permitted to take the Examination.
4. Write your Roll No./Enrollment No. neatly and correctly on the right side of Answer Book in the box shown below the caption "To be filled by the candidate".
5. Write carefully the Name of Examination, Name of the Subject, Name of Paper/Course, Date of Examination at two places viz on the right side and on the left side of the cover page of the Answer Book at the space provided for purpose.
6. Mention the same Question No. against the answer of a question as given in the Question paper.
7. **After the declaration of result**, if the result of any candidate is captioned as PMA/LO/IR/DE/, he/she should immediately bring it to the notice of the Tabulation Section of Examination Wing within 15 days positively, failing which no claim whatsoever shall be entertained.
8. If a candidate appears in the subject/paper in which He/She is not otherwise eligible, His/Her examination to that subject/paper shall stand automatically cancelled and the candidate will have no claim whatsoever.



# University of Kashmir, Srinagar

## Admit Card

UG 5TH & 6TH Semester Backlog Examination Batch-2015.

<b>Course:</b>	<b>BSC</b>	<b>Roll No:</b>	<b>20568085</b>
<b>Session:</b>	Bi-Ann	<b>Year:</b>	2020
<b>Name of the Candidate:</b>	MONISA FAROOQ		
<b>Son/Daughter of:</b>	FAROOQ AHMED WANI		
<b>Centre No:</b>	2		
<b>Name of the Centre:</b>	GOVT DEGREE COLLEGE, ANANTNAG (BOYS)		
<b>Subject(s) in which to be Examined:</b>	ENG05-ZOO05-ZOO06		

Please admit the candidate (Provisionally) in the center for the subjects(s) mentioned in the statement to be held on the dates as given in the Date Sheet

Sd/-  
Deputy controller of Examination

### Important Examination and Result Guidelines:

While attempting your question paper in the examination hall, you have to strictly abide by various instructions which are printed on the cover page of each Answer Book. Some of the important guidelines are reproduced here for your benefit.

**Note: The appearance of the candidate is purely on provisional basis subject to determination of eligibility**

1. Always keep the Examination Admit Card/Roll No. Slip with you and show it the supervisory staff/inspection team on duty as and when required/demanded.
2. No candidate shall be allowed to carry inside the Examination Hall, any textual material, printed or written, bits of paper or any other material of like nature. If any candidate is found in possession of such material after commencement of examination- whether in use or not- he/she is liable to be disqualified. Cellular phones, pager and other Electronic devices are not allowed during the examination. Candidates must deposit these items in the custody of the supervisory staff well before the commencement of the Examination.
3. A candidate, who reports after 30 minutes of the commencement of the Examination, shall not be permitted to take the Examination.
4. Write your Roll No./Enrollment No. neatly and correctly on the right side of Answer Book in the box shown below the caption "To be filled by the candidate".
5. Write carefully the Name of Examination, Name of the Subject, Name of Paper/Course, Date of Examination at two places viz on the right side and on the left side of the cover page of the Answer Book at the space provided for purpose.
6. Mention the same Question No. against the answer of a question as given in the Question paper.
7. **After the declaration of result**, if the result of any candidate is captioned as PMA/LO/IR/DE/, he/she should immediately bring it to the notice of the Tabulation Section of Examination Wing within 15 days positively, failing which no claim whatsoever shall be entertained.
8. If a candidate appears in the subject/paper in which He/She is not otherwise eligible, His/Her examination to that subject/paper shall stand automatically cancelled and the candidate will have no claim whatsoever.



# University of Kashmir, Srinagar

## Admit Card

UG 5TH & 6TH Semester Backlog Examination Batch-2015.

<b>Course:</b>	<b>BSC</b>	<b>Roll No:</b>	<b>20568086</b>
<b>Session:</b>	Bi-Ann	<b>Year:</b>	2020
<b>Name of the Candidate:</b>	KABILA JAN		
<b>Son/Daughter of:</b>	ABDUL REHMAN BHAT		
<b>Centre No:</b>	2		
<b>Name of the Centre:</b>	GOVT DEGREE COLLEGE, ANANTNAG (BOYS)		
<b>Subject(s) in which to be Examined:</b>	ZOO05		



Please admit the candidate (Provisionally) in the center for the subjects(s) mentioned in the statement to be held on the dates as given in the Date Sheet

**Sd/-**  
**Deputy controller of Examination**

### Important Examination and Result Guidelines:

While attempting your question paper in the examination hall, you have to strictly abide by various instructions which are printed on the cover page of each Answer Book. Some of the important guidelines are reproduced here for your benefit.

**Note: The appearance of the candidate is purely on provisional basis subject to determination of eligibility**

1. Always keep the Examination Admit Card/Roll No. Slip with you and show it the supervisory staff/inspection team on duty as and when required/demanded.
2. No candidate shall be allowed to carry inside the Examination Hall, any textual material, printed or written, bits of paper or any other material of like nature. If any candidate is found in possession of such material after commencement of examination- whether in use or not- he/she is liable to be disqualified. Cellular phones, pager and other Electronic devices are not allowed during the examination. Candidates must deposit these items in the custody of the supervisory staff well before the commencement of the Examination.
3. A candidate, who reports after 30 minutes of the commencement of the Examination, shall not be permitted to take the Examination.
4. Write your Roll No./Enrollment No. neatly and correctly on the right side of Answer Book in the box shown below the caption "To be filled by the candidate".
5. Write carefully the Name of Examination, Name of the Subject, Name of Paper/Course, Date of Examination at two places viz on the right side and on the left side of the cover page of the Answer Book at the space provided for purpose.
6. Mention the same Question No. against the answer of a question as given in the Question paper.
7. **After the declaration of result**, if the result of any candidate is captioned as PMA/LO/IR/DE/, he/she should immediately bring it to the notice of the Tabulation Section of Examination Wing within 15 days positively, failing which no claim whatsoever shall be entertained.
8. If a candidate appears in the subject/paper in which He/She is not otherwise eligible, His/Her examination to that subject/paper shall stand automatically cancelled and the candidate will have no claim whatsoever.



# University of Kashmir, Srinagar

## Admit Card

UG 5TH & 6TH Semester Backlog Examination Batch-2015.

<b>Course:</b>	<b>BSC</b>	<b>Roll No:</b>	<b>20568087</b>
<b>Session:</b>	<b>Bi-Ann</b>	<b>Year:</b>	<b>2020</b>
<b>Name of the Candidate:</b>	SAIMA JAN		
<b>Son/Daughter of:</b>	DR SHAHNAWAZ PADDER		
<b>Centre No:</b>	2		
<b>Name of the Centre:</b>	GOVT DEGREE COLLEGE, ANANTNAG (BOYS)		
<b>Subject(s) in which to be Examined:</b>	ENG05-BOT05		



Please admit the candidate (Provisionally) in the center for the subjects(s) mentioned in the statement to be held on the dates as given in the Date Sheet

**Sd/-**  
**Deputy controller of Examination**

### Important Examination and Result Guidelines:

While attempting your question paper in the examination hall, you have to strictly abide by various instructions which are printed on the cover page of each Answer Book. Some of the important guidelines are reproduced here for your benefit.

**Note: The appearance of the candidate is purely on provisional basis subject to determination of eligibility**

1. Always keep the Examination Admit Card/Roll No. Slip with you and show it the supervisory staff/inspection team on duty as and when required/demanded.
2. No candidate shall be allowed to carry inside the Examination Hall, any textual material, printed or written, bits of paper or any other material of like nature. If any candidate is found in possession of such material after commencement of examination- whether in use or not- he/she is liable to be disqualified. Cellular phones, pager and other Electronic devices are not allowed during the examination. Candidates must deposit these items in the custody of the supervisory staff well before the commencement of the Examination.
3. A candidate, who reports after 30 minutes of the commencement of the Examination, shall not be permitted to take the Examination.
4. Write your Roll No./Enrollment No. neatly and correctly on the right side of Answer Book in the box shown below the caption "To be filled by the candidate".
5. Write carefully the Name of Examination, Name of the Subject, Name of Paper/Course, Date of Examination at two places viz on the right side and on the left side of the cover page of the Answer Book at the space provided for purpose.
6. Mention the same Question No. against the answer of a question as given in the Question paper.
7. **After the declaration of result**, if the result of any candidate is captioned as PMA/LO/IR/DE/, he/she should immediately bring it to the notice of the Tabulation Section of Examination Wing within 15 days positively, failing which no claim whatsoever shall be entertained.
8. If a candidate appears in the subject/paper in which He/She is not otherwise eligible, His/Her examination to that subject/paper shall stand automatically cancelled and the candidate will have no claim whatsoever.






# University of Kashmir, Srinagar

## Admit Card

UG 5TH & 6TH Semester Backlog Examination Batch-2015.

<b>Course:</b>	<b>BSC</b>	<b>Roll No:</b>	<b>20568088</b>
<b>Session:</b>	Bi-Ann	<b>Year:</b>	2020
<b>Name of the Candidate:</b>	MEHBOOBA GULL		
<b>Son/Daughter of:</b>	GULL MOHD DAR		
<b>Centre No:</b>	2		
<b>Name of the Centre:</b>	GOVT DEGREE COLLEGE, ANANTNAG (BOYS)		
<b>Subject(s) in which to be Examined:</b>	ZOO05		

Please admit the candidate (Provisionally) in the center for the subjects(s) mentioned in the statement to be held on the dates as given in the Date Sheet

Sd/-  
Deputy controller of Examination

### Important Examination and Result Guidelines:

While attempting your question paper in the examination hall, you have to strictly abide by various instructions which are printed on the cover page of each Answer Book. Some of the important guidelines are reproduced here for your benefit.

**Note: The appearance of the candidate is purely on provisional basis subject to determination of eligibility**

1. Always keep the Examination Admit Card/Roll No. Slip with you and show it the supervisory staff/inspection team on duty as and when required/demanded.
2. No candidate shall be allowed to carry inside the Examination Hall, any textual material, printed or written, bits of paper or any other material of like nature. If any candidate is found in possession of such material after commencement of examination- whether in use or not- he/she is liable to be disqualified. Cellular phones, pager and other Electronic devices are not allowed during the examination. Candidates must deposit these items in the custody of the supervisory staff well before the commencement of the Examination.
3. A candidate, who reports after 30 minutes of the commencement of the Examination, shall not be permitted to take the Examination.
4. Write your Roll No./Enrollment No. neatly and correctly on the right side of Answer Book in the box shown below the caption "To be filled by the candidate".
5. Write carefully the Name of Examination, Name of the Subject, Name of Paper/Course, Date of Examination at two places viz on the right side and on the left side of the cover page of the Answer Book at the space provided for purpose.
6. Mention the same Question No. against the answer of a question as given in the Question paper.
7. **After the declaration of result**, if the result of any candidate is captioned as PMA/LO/IR/DE/, he/she should immediately bring it to the notice of the Tabulation Section of Examination Wing within 15 days positively, failing which no claim whatsoever shall be entertained.
8. If a candidate appears in the subject/paper in which He/She is not otherwise eligible, His/Her examination to that subject/paper shall stand automatically cancelled and the candidate will have no claim whatsoever.



# University of Kashmir, Srinagar

## Admit Card

UG 5TH & 6TH Semester Backlog Examination Batch-2015.

**Course:** BSC

**Roll No:** 20568089

**Session:** Bi-Ann

**Year:** 2020

**Name of the Candidate:** OMAHYAH FAYAZ

**Son/Daughter of:** FAYAZ AHMAD GUHNOO

**Centre No:** 2

**Name of the Centre:** GOVT DEGREE COLLEGE, ANANTNAG (BOYS)

**Subject(s) in which to be Examined:** ZOO06



Please admit the candidate (Provisionally) in the center for the subjects(s) mentioned in the statement to be held on the dates as given in the Date Sheet

**Sd/-**

**Deputy controller of Examination**

### Important Examination and Result Guidelines:

While attempting your question paper in the examination hall, you have to strictly abide by various instructions which are printed on the cover page of each Answer Book. Some of the important guidelines are reproduced here for your benefit.

**Note: The appearance of the candidate is purely on provisional basis subject to determination of eligibility**

1. Always keep the Examination Admit Card/Roll No. Slip with you and show it the supervisory staff/inspection team on duty as and when required/demanded.
2. No candidate shall be allowed to carry inside the Examination Hall, any textual material, printed or written, bits of paper or any other material of like nature. If any candidate is found in possession of such material after commencement of examination- whether in use or not- he/she is liable to be disqualified. Cellular phones, pager and other Electronic devices are not allowed during the examination. Candidates must deposit these items in the custody of the supervisory staff well before the commencement of the Examination.
3. A candidate, who reports after 30 minutes of the commencement of the Examination, shall not be permitted to take the Examination.
4. Write your Roll No./Enrollment No. neatly and correctly on the right side of Answer Book in the box shown below the caption "To be filled by the candidate".
5. Write carefully the Name of Examination, Name of the Subject, Name of Paper/Course, Date of Examination at two places viz on the right side and on the left side of the cover page of the Answer Book at the space provided for purpose.
6. Mention the same Question No. against the answer of a question as given in the Question paper.
7. **After the declaration of result**, if the result of any candidate is captioned as PMA/LO/IR/DE/, he/she should immediately bring it to the notice of the Tabulation Section of Examination Wing within 15 days positively, failing which no claim whatsoever shall be entertained.
8. If a candidate appears in the subject/paper in which He/She is not otherwise eligible, His/Her examination to that subject/paper shall stand automatically cancelled and the candidate will have no claim whatsoever.



# University of Kashmir, Srinagar

## Admit Card

UG 5TH & 6TH Semester Backlog Examination Batch-2015.

<b>Course:</b>	<b>BSC</b>	<b>Roll No:</b>	<b>20568090</b>
<b>Session:</b>	Bi-Ann	<b>Year:</b>	2020
<b>Name of the Candidate:</b>	BARJEESA RASOOL		
<b>Son/Daughter of:</b>	GH RASOOL MIR		
<b>Centre No:</b>	2		
<b>Name of the Centre:</b>	GOVT DEGREE COLLEGE, ANANTNAG (BOYS)		
<b>Subject(s) in which to be Examined:</b>	ZOO06		



Please admit the candidate (Provisionally) in the center for the subjects(s) mentioned in the statement to be held on the dates as given in the Date Sheet

**Sd/-**  
**Deputy controller of Examination**

### Important Examination and Result Guidelines:

While attempting your question paper in the examination hall, you have to strictly abide by various instructions which are printed on the cover page of each Answer Book. Some of the important guidelines are reproduced here for your benefit.

**Note: The appearance of the candidate is purely on provisional basis subject to determination of eligibility**

1. Always keep the Examination Admit Card/Roll No. Slip with you and show it the supervisory staff/inspection team on duty as and when required/demanded.
2. No candidate shall be allowed to carry inside the Examination Hall, any textual material, printed or written, bits of paper or any other material of like nature. If any candidate is found in possession of such material after commencement of examination- whether in use or not- he/she is liable to be disqualified. Cellular phones, pager and other Electronic devices are not allowed during the examination. Candidates must deposit these items in the custody of the supervisory staff well before the commencement of the Examination.
3. A candidate, who reports after 30 minutes of the commencement of the Examination, shall not be permitted to take the Examination.
4. Write your Roll No./Enrollment No. neatly and correctly on the right side of Answer Book in the box shown below the caption "To be filled by the candidate".
5. Write carefully the Name of Examination, Name of the Subject, Name of Paper/Course, Date of Examination at two places viz on the right side and on the left side of the cover page of the Answer Book at the space provided for purpose.
6. Mention the same Question No. against the answer of a question as given in the Question paper.
7. **After the declaration of result**, if the result of any candidate is captioned as PMA/LO/IR/DE/, he/she should immediately bring it to the notice of the Tabulation Section of Examination Wing within 15 days positively, failing which no claim whatsoever shall be entertained.
8. If a candidate appears in the subject/paper in which He/She is not otherwise eligible, His/Her examination to that subject/paper shall stand automatically cancelled and the candidate will have no claim whatsoever.



# University of Kashmir, Srinagar

## Admit Card

UG 5TH & 6TH Semester Backlog Examination Batch-2015.

<b>Course:</b>	<b>BSC</b>	<b>Roll No:</b>	<b>20568091</b>
<b>Session:</b>	Bi-Ann	<b>Year:</b>	2020
<b>Name of the Candidate:</b>	ROOMY JAN		
<b>Son/Daughter of:</b>	MOHAMMAD RAMZAN AHANGER		
<b>Centre No:</b>	2		
<b>Name of the Centre:</b>	GOVT DEGREE COLLEGE, ANANTNAG (BOYS)		
<b>Subject(s) in which to be Examined:</b>	ZOO06		



Please admit the candidate (Provisionally) in the center for the subjects(s) mentioned in the statement to be held on the dates as given in the Date Sheet

Sd/-  
Deputy controller of Examination

### Important Examination and Result Guidelines:

While attempting your question paper in the examination hall, you have to strictly abide by various instructions which are printed on the cover page of each Answer Book. Some of the important guidelines are reproduced here for your benefit.

**Note: The appearance of the candidate is purely on provisional basis subject to determination of eligibility**

1. Always keep the Examination Admit Card/Roll No. Slip with you and show it the supervisory staff/inspection team on duty as and when required/demanded.
2. No candidate shall be allowed to carry inside the Examination Hall, any textual material, printed or written, bits of paper or any other material of like nature. If any candidate is found in possession of such material after commencement of examination- whether in use or not- he/she is liable to be disqualified. Cellular phones, pager and other Electronic devices are not allowed during the examination. Candidates must deposit these items in the custody of the supervisory staff well before the commencement of the Examination.
3. A candidate, who reports after 30 minutes of the commencement of the Examination, shall not be permitted to take the Examination.
4. Write your Roll No./Enrollment No. neatly and correctly on the right side of Answer Book in the box shown below the caption "To be filled by the candidate".
5. Write carefully the Name of Examination, Name of the Subject, Name of Paper/Course, Date of Examination at two places viz on the right side and on the left side of the cover page of the Answer Book at the space provided for purpose.
6. Mention the same Question No. against the answer of a question as given in the Question paper.
7. **After the declaration of result**, if the result of any candidate is captioned as PMA/LO/IR/DE/, he/she should immediately bring it to the notice of the Tabulation Section of Examination Wing within 15 days positively, failing which no claim whatsoever shall be entertained.
8. If a candidate appears in the subject/paper in which He/She is not otherwise eligible, His/Her examination to that subject/paper shall stand automatically cancelled and the candidate will have no claim whatsoever.



# University of Kashmir, Srinagar

## Admit Card

UG 5TH & 6TH Semester Backlog Examination Batch-2015.

<b>Course:</b>	<b>BSC</b>	<b>Roll No:</b>	<b>20568092</b>
<b>Session:</b>	Bi-Ann	<b>Year:</b>	2020
<b>Name of the Candidate:</b>	ADFAR JAN		
<b>Son/Daughter of:</b>	GULAM NABI GANAIE		
<b>Centre No:</b>	2		
<b>Name of the Centre:</b>	GOVT DEGREE COLLEGE, ANANTNAG (BOYS)		
<b>Subject(s) in which to be Examined:</b>	ZOO06		



Please admit the candidate (Provisionally) in the center for the subjects(s) mentioned in the statement to be held on the dates as given in the Date Sheet

**Sd/-**  
**Deputy controller of Examination**

### Important Examination and Result Guidelines:

While attempting your question paper in the examination hall, you have to strictly abide by various instructions which are printed on the cover page of each Answer Book. Some of the important guidelines are reproduced here for your benefit.

**Note: The appearance of the candidate is purely on provisional basis subject to determination of eligibility**

1. Always keep the Examination Admit Card/Roll No. Slip with you and show it the supervisory staff/inspection team on duty as and when required/demanded.
2. No candidate shall be allowed to carry inside the Examination Hall, any textual material, printed or written, bits of paper or any other material of like nature. If any candidate is found in possession of such material after commencement of examination- whether in use or not- he/she is liable to be disqualified. Cellular phones, pager and other Electronic devices are not allowed during the examination. Candidates must deposit these items in the custody of the supervisory staff well before the commencement of the Examination.
3. A candidate, who reports after 30 minutes of the commencement of the Examination, shall not be permitted to take the Examination.
4. Write your Roll No./Enrollment No. neatly and correctly on the right side of Answer Book in the box shown below the caption "To be filled by the candidate".
5. Write carefully the Name of Examination, Name of the Subject, Name of Paper/Course, Date of Examination at two places viz on the right side and on the left side of the cover page of the Answer Book at the space provided for purpose.
6. Mention the same Question No. against the answer of a question as given in the Question paper.
7. **After the declaration of result**, if the result of any candidate is captioned as PMA/LO/IR/DE/, he/she should immediately bring it to the notice of the Tabulation Section of Examination Wing within 15 days positively, failing which no claim whatsoever shall be entertained.
8. If a candidate appears in the subject/paper in which He/She is not otherwise eligible, His/Her examination to that subject/paper shall stand automatically cancelled and the candidate will have no claim whatsoever.



# University of Kashmir, Srinagar

## Admit Card

UG 5TH & 6TH Semester Backlog Examination Batch-2015.

<b>Course:</b>	<b>BSC</b>	<b>Roll No:</b>	<b>20568093</b>
<b>Session:</b>	Bi-Ann	<b>Year:</b>	2020
<b>Name of the Candidate:</b>	RUHEE JAN		
<b>Son/Daughter of:</b>	MOHD ASHRAF SHEIKH		
<b>Centre No:</b>	2		
<b>Name of the Centre:</b>	GOVT DEGREE COLLEGE, ANANTNAG (BOYS)		
<b>Subject(s) in which to be Examined:</b>	ZOO06		



Please admit the candidate (Provisionally) in the center for the subjects(s) mentioned in the statement to be held on the dates as given in the Date Sheet

Sd/-  
Deputy controller of Examination

### Important Examination and Result Guidelines:

While attempting your question paper in the examination hall, you have to strictly abide by various instructions which are printed on the cover page of each Answer Book. Some of the important guidelines are reproduced here for your benefit.

**Note: The appearance of the candidate is purely on provisional basis subject to determination of eligibility**

1. Always keep the Examination Admit Card/Roll No. Slip with you and show it the supervisory staff/inspection team on duty as and when required/demanded.
2. No candidate shall be allowed to carry inside the Examination Hall, any textual material, printed or written, bits of paper or any other material of like nature. If any candidate is found in possession of such material after commencement of examination- whether in use or not- he/she is liable to be disqualified. Cellular phones, pager and other Electronic devices are not allowed during the examination. Candidates must deposit these items in the custody of the supervisory staff well before the commencement of the Examination.
3. A candidate, who reports after 30 minutes of the commencement of the Examination, shall not be permitted to take the Examination.
4. Write your Roll No./Enrollment No. neatly and correctly on the right side of Answer Book in the box shown below the caption "To be filled by the candidate".
5. Write carefully the Name of Examination, Name of the Subject, Name of Paper/Course, Date of Examination at two places viz on the right side and on the left side of the cover page of the Answer Book at the space provided for purpose.
6. Mention the same Question No. against the answer of a question as given in the Question paper.
7. **After the declaration of result**, if the result of any candidate is captioned as PMA/LO/IR/DE/, he/she should immediately bring it to the notice of the Tabulation Section of Examination Wing within 15 days positively, failing which no claim whatsoever shall be entertained.
8. If a candidate appears in the subject/paper in which He/She is not otherwise eligible, His/Her examination to that subject/paper shall stand automatically cancelled and the candidate will have no claim whatsoever.



# University of Kashmir, Srinagar

## Admit Card

UG 5TH & 6TH Semester Backlog Examination Batch-2015.

<b>Course:</b>	<b>BSC</b>	<b>Roll No:</b>	<b>20568094</b>
<b>Session:</b>	<b>Bi-Ann</b>	<b>Year:</b>	<b>2020</b>
<b>Name of the Candidate:</b>	FIRDOSA AKHTER		
<b>Son/Daughter of:</b>	GULL MOHAMMAD MALIK		
<b>Centre No:</b>	2		
<b>Name of the Centre:</b>	GOVT DEGREE COLLEGE, ANANTNAG (BOYS)		
<b>Subject(s) in which to be Examined:</b>	ZOO06		



Please admit the candidate (Provisionally) in the center for the subjects(s) mentioned in the statement to be held on the dates as given in the Date Sheet

**Sd/-**  
**Deputy controller of Examination**

### Important Examination and Result Guidelines:

While attempting your question paper in the examination hall, you have to strictly abide by various instructions which are printed on the cover page of each Answer Book. Some of the important guidelines are reproduced here for your benefit.

**Note: The appearance of the candidate is purely on provisional basis subject to determination of eligibility**

1. Always keep the Examination Admit Card/Roll No. Slip with you and show it the supervisory staff/inspection team on duty as and when required/demanded.
2. No candidate shall be allowed to carry inside the Examination Hall, any textual material, printed or written, bits of paper or any other material of like nature. If any candidate is found in possession of such material after commencement of examination- whether in use or not- he/she is liable to be disqualified. Cellular phones, pager and other Electronic devices are not allowed during the examination. Candidates must deposit these items in the custody of the supervisory staff well before the commencement of the Examination.
3. A candidate, who reports after 30 minutes of the commencement of the Examination, shall not be permitted to take the Examination.
4. Write your Roll No./Enrollment No. neatly and correctly on the right side of Answer Book in the box shown below the caption "To be filled by the candidate".
5. Write carefully the Name of Examination, Name of the Subject, Name of Paper/Course, Date of Examination at two places viz on the right side and on the left side of the cover page of the Answer Book at the space provided for purpose.
6. Mention the same Question No. against the answer of a question as given in the Question paper.
7. **After the declaration of result**, if the result of any candidate is captioned as PMA/LO/IR/DE/, he/she should immediately bring it to the notice of the Tabulation Section of Examination Wing within 15 days positively, failing which no claim whatsoever shall be entertained.
8. If a candidate appears in the subject/paper in which He/She is not otherwise eligible, His/Her examination to that subject/paper shall stand automatically cancelled and the candidate will have no claim whatsoever.



# University of Kashmir, Srinagar

## Admit Card

UG 5TH & 6TH Semester Backlog Examination Batch-2015.

<b>Course:</b>	<b>BSC</b>	<b>Roll No:</b>	<b>20568095</b>
<b>Session:</b>	Bi-Ann	<b>Year:</b>	2020
<b>Name of the Candidate:</b>	ULFAT SHAFI		
<b>Son/Daughter of:</b>	MOHMMAD SHAFI WANI		
<b>Centre No:</b>	2		
<b>Name of the Centre:</b>	GOVT DEGREE COLLEGE, ANANTNAG (BOYS)		
<b>Subject(s) in which to be Examined:</b>	ZOO06		



Please admit the candidate (Provisionally) in the center for the subjects(s) mentioned in the statement to be held on the dates as given in the Date Sheet

**Sd/-**  
**Deputy controller of Examination**

### Important Examination and Result Guidelines:

While attempting your question paper in the examination hall, you have to strictly abide by various instructions which are printed on the cover page of each Answer Book. Some of the important guidelines are reproduced here for your benefit.

**Note: The appearance of the candidate is purely on provisional basis subject to determination of eligibility**

1. Always keep the Examination Admit Card/Roll No. Slip with you and show it the supervisory staff/inspection team on duty as and when required/demanded.
2. No candidate shall be allowed to carry inside the Examination Hall, any textual material, printed or written, bits of paper or any other material of like nature. If any candidate is found in possession of such material after commencement of examination- whether in use or not- he/she is liable to be disqualified. Cellular phones, pager and other Electronic devices are not allowed during the examination. Candidates must deposit these items in the custody of the supervisory staff well before the commencement of the Examination.
3. A candidate, who reports after 30 minutes of the commencement of the Examination, shall not be permitted to take the Examination.
4. Write your Roll No./Enrollment No. neatly and correctly on the right side of Answer Book in the box shown below the caption "To be filled by the candidate".
5. Write carefully the Name of Examination, Name of the Subject, Name of Paper/Course, Date of Examination at two places viz on the right side and on the left side of the cover page of the Answer Book at the space provided for purpose.
6. Mention the same Question No. against the answer of a question as given in the Question paper.
7. **After the declaration of result**, if the result of any candidate is captioned as PMA/LO/IR/DE/, he/she should immediately bring it to the notice of the Tabulation Section of Examination Wing within 15 days positively, failing which no claim whatsoever shall be entertained.
8. If a candidate appears in the subject/paper in which He/She is not otherwise eligible, His/Her examination to that subject/paper shall stand automatically cancelled and the candidate will have no claim whatsoever.





# University of Kashmir, Srinagar

## Admit Card

UG 5TH & 6TH Semester Backlog Examination Batch-2015.

<b>Course:</b>	<b>BSC</b>	<b>Roll No:</b>	<b>20568096</b>
<b>Session:</b>	Bi-Ann	<b>Year:</b>	2020
<b>Name of the Candidate:</b>	AKSA ANJUM		
<b>Son/Daughter of:</b>	NISAR AHMAD		
<b>Centre No:</b>	2		
<b>Name of the Centre:</b>	GOVT DEGREE COLLEGE, ANANTNAG (BOYS)		
<b>Subject(s) in which to be Examined:</b>	ZOO06		



Please admit the candidate (Provisionally) in the center for the subjects(s) mentioned in the statement to be held on the dates as given in the Date Sheet

**Sd/-**  
**Deputy controller of Examination**

### Important Examination and Result Guidelines:

While attempting your question paper in the examination hall, you have to strictly abide by various instructions which are printed on the cover page of each Answer Book. Some of the important guidelines are reproduced here for your benefit.

**Note: The appearance of the candidate is purely on provisional basis subject to determination of eligibility**


1. Always keep the Examination Admit Card/Roll No. Slip with you and show it the supervisory staff/inspection team on duty as and when required/demanded.
2. No candidate shall be allowed to carry inside the Examination Hall, any textual material, printed or written, bits of paper or any other material of like nature. If any candidate is found in possession of such material after commencement of examination- whether in use or not- he/she is liable to be disqualified. Cellular phones, pager and other Electronic devices are not allowed during the examination. Candidates must deposit these items in the custody of the supervisory staff well before the commencement of the Examination.
3. A candidate, who reports after 30 minutes of the commencement of the Examination, shall not be permitted to take the Examination.
4. Write your Roll No./Enrollment No. neatly and correctly on the right side of Answer Book in the box shown below the caption "To be filled by the candidate".
5. Write carefully the Name of Examination, Name of the Subject, Name of Paper/Course, Date of Examination at two places viz on the right side and on the left side of the cover page of the Answer Book at the space provided for purpose.
6. Mention the same Question No. against the answer of a question as given in the Question paper.
7. **After the declaration of result**, if the result of any candidate is captioned as PMA/LO/IR/DE/, he/she should immediately bring it to the notice of the Tabulation Section of Examination Wing within 15 days positively, failing which no claim whatsoever shall be entertained.
8. If a candidate appears in the subject/paper in which He/She is not otherwise eligible, His/Her examination to that subject/paper shall stand automatically cancelled and the candidate will have no claim whatsoever.



# University of Kashmir, Srinagar

## Admit Card

UG 5TH & 6TH Semester Backlog Examination Batch-2015.

<b>Course:</b>	<b>BSC</b>	<b>Roll No:</b>	<b>20568097</b>
<b>Session:</b>	Bi-Ann	<b>Year:</b>	2020
<b>Name of the Candidate:</b>	DIL AFROZA		
<b>Son/Daughter of:</b>	GH MOHAMMAD GANIE		
<b>Centre No:</b>	2		
<b>Name of the Centre:</b>	GOVT DEGREE COLLEGE, ANANTNAG (BOYS)		
<b>Subject(s) in which to be Examined:</b>	CH06		

Please admit the candidate (Provisionally) in the center for the subjects(s) mentioned in the statement to be held on the dates as given in the Date Sheet

Sd/-  
Deputy controller of Examination

### Important Examination and Result Guidelines:

While attempting your question paper in the examination hall, you have to strictly abide by various instructions which are printed on the cover page of each Answer Book. Some of the important guidelines are reproduced here for your benefit.

**Note: The appearance of the candidate is purely on provisional basis subject to determination of eligibility**

1. Always keep the Examination Admit Card/Roll No. Slip with you and show it the supervisory staff/inspection team on duty as and when required/demanded.
2. No candidate shall be allowed to carry inside the Examination Hall, any textual material, printed or written, bits of paper or any other material of like nature. If any candidate is found in possession of such material after commencement of examination- whether in use or not- he/she is liable to be disqualified. Cellular phones, pager and other Electronic devices are not allowed during the examination. Candidates must deposit these items in the custody of the supervisory staff well before the commencement of the Examination.
3. A candidate, who reports after 30 minutes of the commencement of the Examination, shall not be permitted to take the Examination.
4. Write your Roll No./Enrollment No. neatly and correctly on the right side of Answer Book in the box shown below the caption "To be filled by the candidate".
5. Write carefully the Name of Examination, Name of the Subject, Name of Paper/Course, Date of Examination at two places viz on the right side and on the left side of the cover page of the Answer Book at the space provided for purpose.
6. Mention the same Question No. against the answer of a question as given in the Question paper.
7. **After the declaration of result**, if the result of any candidate is captioned as PMA/LO/IR/DE/, he/she should immediately bring it to the notice of the Tabulation Section of Examination Wing within 15 days positively, failing which no claim whatsoever shall be entertained.
8. If a candidate appears in the subject/paper in which He/She is not otherwise eligible, His/Her examination to that subject/paper shall stand automatically cancelled and the candidate will have no claim whatsoever.



# University of Kashmir, Srinagar

## Admit Card

UG 5TH & 6TH Semester Backlog Examination Batch-2015.

<b>Course:</b>	<b>BSC</b>	<b>Roll No:</b>	<b>20568098</b>
<b>Session:</b>	Bi-Ann	<b>Year:</b>	2020
<b>Name of the Candidate:</b>	MINAZAH MUSRAT		
<b>Son/Daughter of:</b>	BASHIR AHMAD KHANDAY		
<b>Centre No:</b>	2		
<b>Name of the Centre:</b>	GOVT DEGREE COLLEGE, ANANTNAG (BOYS)		
<b>Subject(s) in which to be Examined:</b>	ZOO06		



Please admit the candidate (Provisionally) in the center for the subjects(s) mentioned in the statement to be held on the dates as given in the Date Sheet

**Sd/-**  
**Deputy controller of Examination**

### Important Examination and Result Guidelines:

While attempting your question paper in the examination hall, you have to strictly abide by various instructions which are printed on the cover page of each Answer Book. Some of the important guidelines are reproduced here for your benefit.

**Note: The appearance of the candidate is purely on provisional basis subject to determination of eligibility**

1. Always keep the Examination Admit Card/Roll No. Slip with you and show it the supervisory staff/inspection team on duty as and when required/demanded.
2. No candidate shall be allowed to carry inside the Examination Hall, any textual material, printed or written, bits of paper or any other material of like nature. If any candidate is found in possession of such material after commencement of examination- whether in use or not- he/she is liable to be disqualified. Cellular phones, pager and other Electronic devices are not allowed during the examination. Candidates must deposit these items in the custody of the supervisory staff well before the commencement of the Examination.
3. A candidate, who reports after 30 minutes of the commencement of the Examination, shall not be permitted to take the Examination.
4. Write your Roll No./Enrollment No. neatly and correctly on the right side of Answer Book in the box shown below the caption "To be filled by the candidate".
5. Write carefully the Name of Examination, Name of the Subject, Name of Paper/Course, Date of Examination at two places viz on the right side and on the left side of the cover page of the Answer Book at the space provided for purpose.
6. Mention the same Question No. against the answer of a question as given in the Question paper.
7. **After the declaration of result**, if the result of any candidate is captioned as PMA/LO/IR/DE/, he/she should immediately bring it to the notice of the Tabulation Section of Examination Wing within 15 days positively, failing which no claim whatsoever shall be entertained.
8. If a candidate appears in the subject/paper in which He/She is not otherwise eligible, His/Her examination to that subject/paper shall stand automatically cancelled and the candidate will have no claim whatsoever.



# University of Kashmir, Srinagar

## Admit Card

UG 5TH & 6TH Semester Backlog Examination Batch-2015.

<b>Course:</b>	<b>BSC</b>	<b>Roll No:</b>	<b>20568099</b>
<b>Session:</b>	<b>Bi-Ann</b>	<b>Year:</b>	<b>2020</b>
<b>Name of the Candidate:</b>	NAZAKAT NAZIR		
<b>Son/Daughter of:</b>	NAZIR AHMAD SHEIKH		
<b>Centre No:</b>	2		
<b>Name of the Centre:</b>	GOVT DEGREE COLLEGE, ANANTNAG (BOYS)		
<b>Subject(s) in which to be Examined:</b>	ZOO06		



Please admit the candidate (Provisionally) in the center for the subjects(s) mentioned in the statement to be held on the dates as given in the Date Sheet

**Sd/-**  
**Deputy controller of Examination**

### Important Examination and Result Guidelines:

While attempting your question paper in the examination hall, you have to strictly abide by various instructions which are printed on the cover page of each Answer Book. Some of the important guidelines are reproduced here for your benefit.

**Note: The appearance of the candidate is purely on provisional basis subject to determination of eligibility**

1. Always keep the Examination Admit Card/Roll No. Slip with you and show it the supervisory staff/inspection team on duty as and when required/demanded.
2. No candidate shall be allowed to carry inside the Examination Hall, any textual material, printed or written, bits of paper or any other material of like nature. If any candidate is found in possession of such material after commencement of examination- whether in use or not- he/she is liable to be disqualified. Cellular phones, pager and other Electronic devices are not allowed during the examination. Candidates must deposit these items in the custody of the supervisory staff well before the commencement of the Examination.
3. A candidate, who reports after 30 minutes of the commencement of the Examination, shall not be permitted to take the Examination.
4. Write your Roll No./Enrollment No. neatly and correctly on the right side of Answer Book in the box shown below the caption "To be filled by the candidate".
5. Write carefully the Name of Examination, Name of the Subject, Name of Paper/Course, Date of Examination at two places viz on the right side and on the left side of the cover page of the Answer Book at the space provided for purpose.
6. Mention the same Question No. against the answer of a question as given in the Question paper.
7. **After the declaration of result**, if the result of any candidate is captioned as PMA/LO/IR/DE/, he/she should immediately bring it to the notice of the Tabulation Section of Examination Wing within 15 days positively, failing which no claim whatsoever shall be entertained.
8. If a candidate appears in the subject/paper in which He/She is not otherwise eligible, His/Her examination to that subject/paper shall stand automatically cancelled and the candidate will have no claim whatsoever.




# University of Kashmir, Srinagar

## Admit Card

UG 5TH & 6TH Semester Backlog Examination Batch-2015.

<b>Course:</b>	<b>BSC</b>	<b>Roll No:</b>	<b>20568100</b>
<b>Session:</b>	Bi-Ann	<b>Year:</b>	2020
<b>Name of the Candidate:</b>	MYMOONA KHAN		
<b>Son/Daughter of:</b>	MOHMAD SHAFI KHAN		
<b>Centre No:</b>	2		
<b>Name of the Centre:</b>	GOVT DEGREE COLLEGE, ANANTNAG (BOYS)		
<b>Subject(s) in which to be Examined:</b>	ZOO06		



Please admit the candidate (Provisionally) in the center for the subjects(s) mentioned in the statement to be held on the dates as given in the Date Sheet

**Sd/-**  
**Deputy controller of Examination**

### Important Examination and Result Guidelines:

While attempting your question paper in the examination hall, you have to strictly abide by various instructions which are printed on the cover page of each Answer Book. Some of the important guidelines are reproduced here for your benefit.

**Note: The appearance of the candidate is purely on provisional basis subject to determination of eligibility**


1. Always keep the Examination Admit Card/Roll No. Slip with you and show it the supervisory staff/inspection team on duty as and when required/demanded.
2. No candidate shall be allowed to carry inside the Examination Hall, any textual material, printed or written, bits of paper or any other material of like nature. If any candidate is found in possession of such material after commencement of examination- whether in use or not- he/she is liable to be disqualified. Cellular phones, pager and other Electronic devices are not allowed during the examination. Candidates must deposit these items in the custody of the supervisory staff well before the commencement of the Examination.
3. A candidate, who reports after 30 minutes of the commencement of the Examination, shall not be permitted to take the Examination.
4. Write your Roll No./Enrollment No. neatly and correctly on the right side of Answer Book in the box shown below the caption "To be filled by the candidate".
5. Write carefully the Name of Examination, Name of the Subject, Name of Paper/Course, Date of Examination at two places viz on the right side and on the left side of the cover page of the Answer Book at the space provided for purpose.
6. Mention the same Question No. against the answer of a question as given in the Question paper.
7. **After the declaration of result**, if the result of any candidate is captioned as PMA/LO/IR/DE/, he/she should immediately bring it to the notice of the Tabulation Section of Examination Wing within 15 days positively, failing which no claim whatsoever shall be entertained.
8. If a candidate appears in the subject/paper in which He/She is not otherwise eligible, His/Her examination to that subject/paper shall stand automatically cancelled and the candidate will have no claim whatsoever.



# University of Kashmir, Srinagar

## Admit Card

UG 5TH & 6TH Semester Backlog Examination Batch-2015.

<b>Course:</b>	<b>BSC</b>	<b>Roll No:</b>	<b>20568101</b>
<b>Session:</b>	Bi-Ann	<b>Year:</b>	2020
<b>Name of the Candidate:</b>	SAIMA SALEEM		
<b>Son/Daughter of:</b>	MOHMAD SALEEM BHAT		
<b>Centre No:</b>	2		
<b>Name of the Centre:</b>	GOVT DEGREE COLLEGE, ANANTNAG (BOYS)		
<b>Subject(s) in which to be Examined:</b>	ZOO06		

Please admit the candidate (Provisionally) in the center for the subjects(s) mentioned in the statement to be held on the dates as given in the Date Sheet

**Sd/-**  
**Deputy controller of Examination**

### Important Examination and Result Guidelines:

While attempting your question paper in the examination hall, you have to strictly abide by various instructions which are printed on the cover page of each Answer Book. Some of the important guidelines are reproduced here for your benefit.

**Note: The appearance of the candidate is purely on provisional basis subject to determination of eligibility**


1. Always keep the Examination Admit Card/Roll No. Slip with you and show it the supervisory staff/inspection team on duty as and when required/demanded.
2. No candidate shall be allowed to carry inside the Examination Hall, any textual material, printed or written, bits of paper or any other material of like nature. If any candidate is found in possession of such material after commencement of examination- whether in use or not- he/she is liable to be disqualified. Cellular phones, pager and other Electronic devices are not allowed during the examination. Candidates must deposit these items in the custody of the supervisory staff well before the commencement of the Examination.
3. A candidate, who reports after 30 minutes of the commencement of the Examination, shall not be permitted to take the Examination.
4. Write your Roll No./Enrollment No. neatly and correctly on the right side of Answer Book in the box shown below the caption "To be filled by the candidate".
5. Write carefully the Name of Examination, Name of the Subject, Name of Paper/Course, Date of Examination at two places viz on the right side and on the left side of the cover page of the Answer Book at the space provided for purpose.
6. Mention the same Question No. against the answer of a question as given in the Question paper.
7. **After the declaration of result**, if the result of any candidate is captioned as PMA/LO/IR/DE/, he/she should immediately bring it to the notice of the Tabulation Section of Examination Wing within 15 days positively, failing which no claim whatsoever shall be entertained.
8. If a candidate appears in the subject/paper in which He/She is not otherwise eligible, His/Her examination to that subject/paper shall stand automatically cancelled and the candidate will have no claim whatsoever.



# University of Kashmir, Srinagar

## Admit Card

UG 5TH & 6TH Semester Backlog Examination Batch-2015.

<b>Course:</b>	<b>BSC</b>	<b>Roll No:</b>	<b>20568102</b>
<b>Session:</b>	<b>Bi-Ann</b>	<b>Year:</b>	<b>2020</b>
<b>Name of the Candidate:</b>	INSHA YOUSUF SHEIKH		
<b>Son/Daughter of:</b>	MOHD YOUSUF SHEIKH		
<b>Centre No:</b>	2		
<b>Name of the Centre:</b>	GOVT DEGREE COLLEGE, ANANTNAG (BOYS)		
<b>Subject(s) in which to be Examined:</b>	ZOO06		

Please admit the candidate (Provisionally) in the center for the subjects(s) mentioned in the statement to be held on the dates as given in the Date Sheet

Sd/-  
Deputy controller of Examination

### Important Examination and Result Guidelines:

While attempting your question paper in the examination hall, you have to strictly abide by various instructions which are printed on the cover page of each Answer Book. Some of the important guidelines are reproduced here for your benefit.

**Note: The appearance of the candidate is purely on provisional basis subject to determination of eligibility**

1. Always keep the Examination Admit Card/Roll No. Slip with you and show it the supervisory staff/inspection team on duty as and when required/demanded.
2. No candidate shall be allowed to carry inside the Examination Hall, any textual material, printed or written, bits of paper or any other material of like nature. If any candidate is found in possession of such material after commencement of examination- whether in use or not- he/she is liable to be disqualified. Cellular phones, pager and other Electronic devices are not allowed during the examination. Candidates must deposit these items in the custody of the supervisory staff well before the commencement of the Examination.
3. A candidate, who reports after 30 minutes of the commencement of the Examination, shall not be permitted to take the Examination.
4. Write your Roll No./Enrollment No. neatly and correctly on the right side of Answer Book in the box shown below the caption "To be filled by the candidate".
5. Write carefully the Name of Examination, Name of the Subject, Name of Paper/Course, Date of Examination at two places viz on the right side and on the left side of the cover page of the Answer Book at the space provided for purpose.
6. Mention the same Question No. against the answer of a question as given in the Question paper.
7. **After the declaration of result**, if the result of any candidate is captioned as PMA/LO/IR/DE/, he/she should immediately bring it to the notice of the Tabulation Section of Examination Wing within 15 days positively, failing which no claim whatsoever shall be entertained.
8. If a candidate appears in the subject/paper in which He/She is not otherwise eligible, His/Her examination to that subject/paper shall stand automatically cancelled and the candidate will have no claim whatsoever.



# University of Kashmir, Srinagar

## Admit Card

UG 5TH & 6TH Semester Backlog Examination Batch-2015.

<b>Course:</b>	<b>BSC</b>	<b>Roll No:</b>	<b>20568103</b>
<b>Session:</b>	Bi-Ann	<b>Year:</b>	2020
<b>Name of the Candidate:</b>	GOWSIA RAFIE		
<b>Son/Daughter of:</b>	RAFIE AHMAD KAKPORIE		
<b>Centre No:</b>	2		
<b>Name of the Centre:</b>	GOVT DEGREE COLLEGE, ANANTNAG (BOYS)		
<b>Subject(s) in which to be Examined:</b>	ZOO06		



Please admit the candidate (Provisionally) in the center for the subjects(s) mentioned in the statement to be held on the dates as given in the Date Sheet

Sd/-  
Deputy controller of Examination

### Important Examination and Result Guidelines:

While attempting your question paper in the examination hall, you have to strictly abide by various instructions which are printed on the cover page of each Answer Book. Some of the important guidelines are reproduced here for your benefit.

**Note: The appearance of the candidate is purely on provisional basis subject to determination of eligibility**

1. Always keep the Examination Admit Card/Roll No. Slip with you and show it the supervisory staff/inspection team on duty as and when required/demanded.
2. No candidate shall be allowed to carry inside the Examination Hall, any textual material, printed or written, bits of paper or any other material of like nature. If any candidate is found in possession of such material after commencement of examination- whether in use or not- he/she is liable to be disqualified. Cellular phones, pager and other Electronic devices are not allowed during the examination. Candidates must deposit these items in the custody of the supervisory staff well before the commencement of the Examination.
3. A candidate, who reports after 30 minutes of the commencement of the Examination, shall not be permitted to take the Examination.
4. Write your Roll No./Enrollment No. neatly and correctly on the right side of Answer Book in the box shown below the caption "To be filled by the candidate".
5. Write carefully the Name of Examination, Name of the Subject, Name of Paper/Course, Date of Examination at two places viz on the right side and on the left side of the cover page of the Answer Book at the space provided for purpose.
6. Mention the same Question No. against the answer of a question as given in the Question paper.
7. **After the declaration of result**, if the result of any candidate is captioned as PMA/LO/IR/DE/, he/she should immediately bring it to the notice of the Tabulation Section of Examination Wing within 15 days positively, failing which no claim whatsoever shall be entertained.
8. If a candidate appears in the subject/paper in which He/She is not otherwise eligible, His/Her examination to that subject/paper shall stand automatically cancelled and the candidate will have no claim whatsoever.






# University of Kashmir, Srinagar

## Admit Card

UG 5TH & 6TH Semester Backlog Examination Batch-2015.

<b>Course:</b>	<b>BSC</b>	<b>Roll No:</b>	<b>20568635</b>
<b>Session:</b>	Bi-Ann	<b>Year:</b>	2020
<b>Name of the Candidate:</b>	ATTA ULLAH RAHMAN		
<b>Son/Daughter of:</b>	ABDUL RAHMAN BHAT		
<b>Centre No:</b>	2		
<b>Name of the Centre:</b>	GOVT DEGREE COLLEGE, ANANTNAG (BOYS)		
<b>Subject(s) in which to be Examined:</b>	ZOO06		

Please admit the candidate (Provisionally) in the center for the subjects(s) mentioned in the statement to be held on the dates as given in the Date Sheet

**Sd/-**  
**Deputy controller of Examination**

### Important Examination and Result Guidelines:

While attempting your question paper in the examination hall, you have to strictly abide by various instructions which are printed on the cover page of each Answer Book. Some of the important guidelines are reproduced here for your benefit.

**Note: The appearance of the candidate is purely on provisional basis subject to determination of eligibility**

1. Always keep the Examination Admit Card/Roll No. Slip with you and show it the supervisory staff/inspection team on duty as and when required/demanded.
2. No candidate shall be allowed to carry inside the Examination Hall, any textual material, printed or written, bits of paper or any other material of like nature. If any candidate is found in possession of such material after commencement of examination- whether in use or not- he/she is liable to be disqualified. Cellular phones, pager and other Electronic devices are not allowed during the examination. Candidates must deposit these items in the custody of the supervisory staff well before the commencement of the Examination.
3. A candidate, who reports after 30 minutes of the commencement of the Examination, shall not be permitted to take the Examination.
4. Write your Roll No./Enrollment No. neatly and correctly on the right side of Answer Book in the box shown below the caption "To be filled by the candidate".
5. Write carefully the Name of Examination, Name of the Subject, Name of Paper/Course, Date of Examination at two places viz on the right side and on the left side of the cover page of the Answer Book at the space provided for purpose.
6. Mention the same Question No. against the answer of a question as given in the Question paper.
7. **After the declaration of result**, if the result of any candidate is captioned as PMA/LO/IR/DE/, he/she should immediately bring it to the notice of the Tabulation Section of Examination Wing within 15 days positively, failing which no claim whatsoever shall be entertained.
8. If a candidate appears in the subject/paper in which He/She is not otherwise eligible, His/Her examination to that subject/paper shall stand automatically cancelled and the candidate will have no claim whatsoever.



# University of Kashmir, Srinagar

## Admit Card

UG 5TH & 6TH Semester Backlog Examination Batch-2015.

<b>Course:</b>	<b>BSCN</b>	<b>Roll No:</b>	<b>20573171</b>
<b>Session:</b>	<b>Bi-Ann</b>	<b>Year:</b>	<b>2020</b>
<b>Name of the Candidate:</b>	<b>MASARAT SULTAN</b>		
<b>Son/Daughter of:</b>	<b>MOHAMMAD SULTAN KUNDROO</b>		
<b>Centre No:</b>	<b>2</b>		
<b>Name of the Centre:</b>	<b>GOVT DEGREE COLLEGE, ANANTNAG (BOYS)</b>		
<b>Subject(s) in which to be Examined:</b>	<b>MA05</b>		



Please admit the candidate (Provisionally) in the center for the subjects(s) mentioned in the statement to be held on the dates as given in the Date Sheet

**Sd/-**  
**Deputy controller of Examination**

### Important Examination and Result Guidelines:

While attempting your question paper in the examination hall, you have to strictly abide by various instructions which are printed on the cover page of each Answer Book. Some of the important guidelines are reproduced here for your benefit.

**Note: The appearance of the candidate is purely on provisional basis subject to determination of eligibility**


1. Always keep the Examination Admit Card/Roll No. Slip with you and show it the supervisory staff/inspection team on duty as and when required/demanded.
2. No candidate shall be allowed to carry inside the Examination Hall, any textual material, printed or written, bits of paper or any other material of like nature. If any candidate is found in possession of such material after commencement of examination- whether in use or not- he/she is liable to be disqualified. Cellular phones, pager and other Electronic devices are not allowed during the examination. Candidates must deposit these items in the custody of the supervisory staff well before the commencement of the Examination.
3. A candidate, who reports after 30 minutes of the commencement of the Examination, shall not be permitted to take the Examination.
4. Write your Roll No./Enrollment No. neatly and correctly on the right side of Answer Book in the box shown below the caption "To be filled by the candidate".
5. Write carefully the Name of Examination, Name of the Subject, Name of Paper/Course, Date of Examination at two places viz on the right side and on the left side of the cover page of the Answer Book at the space provided for purpose.
6. Mention the same Question No. against the answer of a question as given in the Question paper.
7. **After the declaration of result**, if the result of any candidate is captioned as PMA/LO/IR/DE/, he/she should immediately bring it to the notice of the Tabulation Section of Examination Wing within 15 days positively, failing which no claim whatsoever shall be entertained.
8. If a candidate appears in the subject/paper in which He/She is not otherwise eligible, His/Her examination to that subject/paper shall stand automatically cancelled and the candidate will have no claim whatsoever.



# University of Kashmir, Srinagar

## Admit Card

UG 5TH & 6TH Semester Backlog Examination Batch-2015.

<b>Course:</b>	<b>BSCN</b>	<b>Roll No:</b>	<b>20573172</b>
<b>Session:</b>	<b>Bi-Ann</b>	<b>Year:</b>	<b>2020</b>
<b>Name of the Candidate:</b>	SHAH AFRIDA ISHAQ		
<b>Son/Daughter of:</b>	PEERZADA MOHAMMAD ISHAQ		
<b>Centre No:</b>	2		
<b>Name of the Centre:</b>	GOVT DEGREE COLLEGE, ANANTNAG (BOYS)		
<b>Subject(s) in which to be Examined:</b>	MA05-PHY05-CH05-MA06-PHY06		

Please admit the candidate (Provisionally) in the center for the subjects(s) mentioned in the statement to be held on the dates as given in the Date Sheet

**Sd/-**  
**Deputy controller of Examination**

### Important Examination and Result Guidelines:

While attempting your question paper in the examination hall, you have to strictly abide by various instructions which are printed on the cover page of each Answer Book. Some of the important guidelines are reproduced here for your benefit.

**Note: The appearance of the candidate is purely on provisional basis subject to determination of eligibility**

1. Always keep the Examination Admit Card/Roll No. Slip with you and show it the supervisory staff/inspection team on duty as and when required/demanded.
2. No candidate shall be allowed to carry inside the Examination Hall, any textual material, printed or written, bits of paper or any other material of like nature. If any candidate is found in possession of such material after commencement of examination- whether in use or not- he/she is liable to be disqualified. Cellular phones, pager and other Electronic devices are not allowed during the examination. Candidates must deposit these items in the custody of the supervisory staff well before the commencement of the Examination.
3. A candidate, who reports after 30 minutes of the commencement of the Examination, shall not be permitted to take the Examination.
4. Write your Roll No./Enrollment No. neatly and correctly on the right side of Answer Book in the box shown below the caption "To be filled by the candidate".
5. Write carefully the Name of Examination, Name of the Subject, Name of Paper/Course, Date of Examination at two places viz on the right side and on the left side of the cover page of the Answer Book at the space provided for purpose.
6. Mention the same Question No. against the answer of a question as given in the Question paper.
7. **After the declaration of result**, if the result of any candidate is captioned as PMA/LO/IR/DE/, he/she should immediately bring it to the notice of the Tabulation Section of Examination Wing within 15 days positively, failing which no claim whatsoever shall be entertained.
8. If a candidate appears in the subject/paper in which He/She is not otherwise eligible, His/Her examination to that subject/paper shall stand automatically cancelled and the candidate will have no claim whatsoever.



# University of Kashmir, Srinagar

## Admit Card

UG 5TH & 6TH Semester Backlog Examination Batch-2015.

<b>Course:</b>	<b>BSCN</b>	<b>Roll No:</b>	<b>20573173</b>
<b>Session:</b>	<b>Bi-Ann</b>	<b>Year:</b>	<b>2020</b>
<b>Name of the Candidate:</b>	<b>BISMA</b>		
<b>Son/Daughter of:</b>	<b>FAYAZ AHMAD TEELI</b>		
<b>Centre No:</b>	<b>2</b>		
<b>Name of the Centre:</b>	<b>GOVT DEGREE COLLEGE, ANANTNAG (BOYS)</b>		
<b>Subject(s) in which to be Examined:</b>	<b>PHY05-CH05-ENG06-PHY06-CH06</b>		



Please admit the candidate (Provisionally) in the center for the subjects(s) mentioned in the statement to be held on the dates as given in the Date Sheet

**Sd/-**  
**Deputy controller of Examination**

### Important Examination and Result Guidelines:

While attempting your question paper in the examination hall, you have to strictly abide by various instructions which are printed on the cover page of each Answer Book. Some of the important guidelines are reproduced here for your benefit.

**Note: The appearance of the candidate is purely on provisional basis subject to determination of eligibility**

1. Always keep the Examination Admit Card/Roll No. Slip with you and show it the supervisory staff/inspection team on duty as and when required/demanded.
2. No candidate shall be allowed to carry inside the Examination Hall, any textual material, printed or written, bits of paper or any other material of like nature. If any candidate is found in possession of such material after commencement of examination- whether in use or not- he/she is liable to be disqualified. Cellular phones, pager and other Electronic devices are not allowed during the examination. Candidates must deposit these items in the custody of the supervisory staff well before the commencement of the Examination.
3. A candidate, who reports after 30 minutes of the commencement of the Examination, shall not be permitted to take the Examination.
4. Write your Roll No./Enrollment No. neatly and correctly on the right side of Answer Book in the box shown below the caption "To be filled by the candidate".
5. Write carefully the Name of Examination, Name of the Subject, Name of Paper/Course, Date of Examination at two places viz on the right side and on the left side of the cover page of the Answer Book at the space provided for purpose.
6. Mention the same Question No. against the answer of a question as given in the Question paper.
7. **After the declaration of result**, if the result of any candidate is captioned as PMA/LO/IR/DE/, he/she should immediately bring it to the notice of the Tabulation Section of Examination Wing within 15 days positively, failing which no claim whatsoever shall be entertained.
8. If a candidate appears in the subject/paper in which He/She is not otherwise eligible, His/Her examination to that subject/paper shall stand automatically cancelled and the candidate will have no claim whatsoever.



# University of Kashmir, Srinagar

## Admit Card

UG 5TH & 6TH Semester Backlog Examination Batch-2015.

<b>Course:</b>	<b>BSCN</b>	<b>Roll No:</b>	<b>20573174</b>
<b>Session:</b>	<b>Bi-Ann</b>	<b>Year:</b>	<b>2020</b>
<b>Name of the Candidate:</b>	SHAISTA FAROOQ		
<b>Son/Daughter of:</b>	FAROOQ AHMAD KHANDAY		
<b>Centre No:</b>	2		
<b>Name of the Centre:</b>	GOVT DEGREE COLLEGE, ANANTNAG (BOYS)		
<b>Subject(s) in which to be Examined:</b>	PHY06		



Please admit the candidate (Provisionally) in the center for the subjects(s) mentioned in the statement to be held on the dates as given in the Date Sheet

**Sd/-**  
**Deputy controller of Examination**

### Important Examination and Result Guidelines:

While attempting your question paper in the examination hall, you have to strictly abide by various instructions which are printed on the cover page of each Answer Book. Some of the important guidelines are reproduced here for your benefit.

**Note: The appearance of the candidate is purely on provisional basis subject to determination of eligibility**

1. Always keep the Examination Admit Card/Roll No. Slip with you and show it the supervisory staff/inspection team on duty as and when required/demanded.
2. No candidate shall be allowed to carry inside the Examination Hall, any textual material, printed or written, bits of paper or any other material of like nature. If any candidate is found in possession of such material after commencement of examination- whether in use or not- he/she is liable to be disqualified. Cellular phones, pager and other Electronic devices are not allowed during the examination. Candidates must deposit these items in the custody of the supervisory staff well before the commencement of the Examination.
3. A candidate, who reports after 30 minutes of the commencement of the Examination, shall not be permitted to take the Examination.
4. Write your Roll No./Enrollment No. neatly and correctly on the right side of Answer Book in the box shown below the caption "To be filled by the candidate".
5. Write carefully the Name of Examination, Name of the Subject, Name of Paper/Course, Date of Examination at two places viz on the right side and on the left side of the cover page of the Answer Book at the space provided for purpose.
6. Mention the same Question No. against the answer of a question as given in the Question paper.
7. **After the declaration of result**, if the result of any candidate is captioned as PMA/LO/IR/DE/, he/she should immediately bring it to the notice of the Tabulation Section of Examination Wing within 15 days positively, failing which no claim whatsoever shall be entertained.
8. If a candidate appears in the subject/paper in which He/She is not otherwise eligible, His/Her examination to that subject/paper shall stand automatically cancelled and the candidate will have no claim whatsoever.



# University of Kashmir, Srinagar

## Admit Card

UG 5TH & 6TH Semester Backlog Examination Batch-2015.

<b>Course:</b>	<b>BSCN</b>	<b>Roll No:</b>	<b>20573592</b>
<b>Session:</b>	<b>Bi-Ann</b>	<b>Year:</b>	<b>2020</b>
<b>Name of the Candidate:</b>	NAADI JAN		
<b>Son/Daughter of:</b>	ABDUL RASHID BHAT		
<b>Centre No:</b>	2		
<b>Name of the Centre:</b>	GOVT DEGREE COLLEGE, ANANTNAG (BOYS)		
<b>Subject(s) in which to be Examined:</b>	CH05		



Please admit the candidate (Provisionally) in the center for the subjects(s) mentioned in the statement to be held on the dates as given in the Date Sheet

**Sd/-**  
**Deputy controller of Examination**

### Important Examination and Result Guidelines:

While attempting your question paper in the examination hall, you have to strictly abide by various instructions which are printed on the cover page of each Answer Book. Some of the important guidelines are reproduced here for your benefit.

**Note: The appearance of the candidate is purely on provisional basis subject to determination of eligibility**

1. Always keep the Examination Admit Card/Roll No. Slip with you and show it the supervisory staff/inspection team on duty as and when required/demanded.
2. No candidate shall be allowed to carry inside the Examination Hall, any textual material, printed or written, bits of paper or any other material of like nature. If any candidate is found in possession of such material after commencement of examination- whether in use or not- he/she is liable to be disqualified. Cellular phones, pager and other Electronic devices are not allowed during the examination. Candidates must deposit these items in the custody of the supervisory staff well before the commencement of the Examination.
3. A candidate, who reports after 30 minutes of the commencement of the Examination, shall not be permitted to take the Examination.
4. Write your Roll No./Enrollment No. neatly and correctly on the right side of Answer Book in the box shown below the caption "To be filled by the candidate".
5. Write carefully the Name of Examination, Name of the Subject, Name of Paper/Course, Date of Examination at two places viz on the right side and on the left side of the cover page of the Answer Book at the space provided for purpose.
6. Mention the same Question No. against the answer of a question as given in the Question paper.
7. **After the declaration of result**, if the result of any candidate is captioned as PMA/LO/IR/DE/, he/she should immediately bring it to the notice of the Tabulation Section of Examination Wing within 15 days positively, failing which no claim whatsoever shall be entertained.
8. If a candidate appears in the subject/paper in which He/She is not otherwise eligible, His/Her examination to that subject/paper shall stand automatically cancelled and the candidate will have no claim whatsoever.



# University of Kashmir, Srinagar

## Admit Card

UG 5TH & 6TH Semester Backlog Examination Batch-2015.

<b>Course:</b>	<b>BSCN</b>	<b>Roll No:</b>	<b>20573593</b>
<b>Session:</b>	Bi-Ann	<b>Year:</b>	2020
<b>Name of the Candidate:</b>	ASIF RASHID MIR		
<b>Son/Daughter of:</b>	ABDUL RASHID MIR		
<b>Centre No:</b>	2		
<b>Name of the Centre:</b>	GOVT DEGREE COLLEGE, ANANTNAG (BOYS)		
<b>Subject(s) in which to be Examined:</b>	PHY05-CH05		

Please admit the candidate (Provisionally) in the center for the subjects(s) mentioned in the statement to be held on the dates as given in the Date Sheet

Sd/-  
Deputy controller of Examination

### Important Examination and Result Guidelines:

While attempting your question paper in the examination hall, you have to strictly abide by various instructions which are printed on the cover page of each Answer Book. Some of the important guidelines are reproduced here for your benefit.

**Note: The appearance of the candidate is purely on provisional basis subject to determination of eligibility**

1. Always keep the Examination Admit Card/Roll No. Slip with you and show it the supervisory staff/inspection team on duty as and when required/demanded.
2. No candidate shall be allowed to carry inside the Examination Hall, any textual material, printed or written, bits of paper or any other material of like nature. If any candidate is found in possession of such material after commencement of examination- whether in use or not- he/she is liable to be disqualified. Cellular phones, pager and other Electronic devices are not allowed during the examination. Candidates must deposit these items in the custody of the supervisory staff well before the commencement of the Examination.
3. A candidate, who reports after 30 minutes of the commencement of the Examination, shall not be permitted to take the Examination.
4. Write your Roll No./Enrollment No. neatly and correctly on the right side of Answer Book in the box shown below the caption "To be filled by the candidate".
5. Write carefully the Name of Examination, Name of the Subject, Name of Paper/Course, Date of Examination at two places viz on the right side and on the left side of the cover page of the Answer Book at the space provided for purpose.
6. Mention the same Question No. against the answer of a question as given in the Question paper.
7. **After the declaration of result**, if the result of any candidate is captioned as PMA/LO/IR/DE/, he/she should immediately bring it to the notice of the Tabulation Section of Examination Wing within 15 days positively, failing which no claim whatsoever shall be entertained.
8. If a candidate appears in the subject/paper in which He/She is not otherwise eligible, His/Her examination to that subject/paper shall stand automatically cancelled and the candidate will have no claim whatsoever.



# University of Kashmir, Srinagar

## Admit Card

UG 5TH & 6TH Semester Backlog Examination Batch-2015.

<b>Course:</b>	<b>BSCN</b>	<b>Roll No:</b>	<b>20573594</b>
<b>Session:</b>	<b>Bi-Ann</b>	<b>Year:</b>	<b>2020</b>
<b>Name of the Candidate:</b>	FAROOQ AHMAD MIR		
<b>Son/Daughter of:</b>	MOHAMMAD RAMZAN MIR		
<b>Centre No:</b>	2		
<b>Name of the Centre:</b>	GOVT DEGREE COLLEGE, ANANTNAG (BOYS)		
<b>Subject(s) in which to be Examined:</b>	MA05-CH05-CH06		



Please admit the candidate (Provisionally) in the center for the subjects(s) mentioned in the statement to be held on the dates as given in the Date Sheet

**Sd/-**  
**Deputy controller of Examination**

### Important Examination and Result Guidelines:

While attempting your question paper in the examination hall, you have to strictly abide by various instructions which are printed on the cover page of each Answer Book. Some of the important guidelines are reproduced here for your benefit.

**Note: The appearance of the candidate is purely on provisional basis subject to determination of eligibility**

1. Always keep the Examination Admit Card/Roll No. Slip with you and show it the supervisory staff/inspection team on duty as and when required/demanded.
2. No candidate shall be allowed to carry inside the Examination Hall, any textual material, printed or written, bits of paper or any other material of like nature. If any candidate is found in possession of such material after commencement of examination- whether in use or not- he/she is liable to be disqualified. Cellular phones, pager and other Electronic devices are not allowed during the examination. Candidates must deposit these items in the custody of the supervisory staff well before the commencement of the Examination.
3. A candidate, who reports after 30 minutes of the commencement of the Examination, shall not be permitted to take the Examination.
4. Write your Roll No./Enrollment No. neatly and correctly on the right side of Answer Book in the box shown below the caption "To be filled by the candidate".
5. Write carefully the Name of Examination, Name of the Subject, Name of Paper/Course, Date of Examination at two places viz on the right side and on the left side of the cover page of the Answer Book at the space provided for purpose.
6. Mention the same Question No. against the answer of a question as given in the Question paper.
7. **After the declaration of result**, if the result of any candidate is captioned as PMA/LO/IR/DE/, he/she should immediately bring it to the notice of the Tabulation Section of Examination Wing within 15 days positively, failing which no claim whatsoever shall be entertained.
8. If a candidate appears in the subject/paper in which He/She is not otherwise eligible, His/Her examination to that subject/paper shall stand automatically cancelled and the candidate will have no claim whatsoever.





# University of Kashmir, Srinagar

## Admit Card

UG 5TH & 6TH Semester Backlog Examination Batch-2015.

<b>Course:</b>	<b>BSCN</b>	<b>Roll No:</b>	<b>20573595</b>
<b>Session:</b>	<b>Bi-Ann</b>	<b>Year:</b>	<b>2020</b>
<b>Name of the Candidate:</b>	MUNTAZIR NAZIR		
<b>Son/Daughter of:</b>	NAZIR AHMAD NAIKOO		
<b>Centre No:</b>	2		
<b>Name of the Centre:</b>	GOVT DEGREE COLLEGE, ANANTNAG (BOYS)		
<b>Subject(s) in which to be Examined:</b>	ENG05-MA05-PHY05-CH05--ENG06-MA06-PHY06-CH06-		



Please admit the candidate (Provisionally) in the center for the subjects(s) mentioned in the statement to be held on the dates as given in the Date Sheet

**Sd/-**  
**Deputy controller of Examination**

### Important Examination and Result Guidelines:

While attempting your question paper in the examination hall, you have to strictly abide by various instructions which are printed on the cover page of each Answer Book. Some of the important guidelines are reproduced here for your benefit.

**Note: The appearance of the candidate is purely on provisional basis subject to determination of eligibility**

1. Always keep the Examination Admit Card/Roll No. Slip with you and show it the supervisory staff/inspection team on duty as and when required/demanded.
2. No candidate shall be allowed to carry inside the Examination Hall, any textual material, printed or written, bits of paper or any other material of like nature. If any candidate is found in possession of such material after commencement of examination- whether in use or not- he/she is liable to be disqualified. Cellular phones, pager and other Electronic devices are not allowed during the examination. Candidates must deposit these items in the custody of the supervisory staff well before the commencement of the Examination.
3. A candidate, who reports after 30 minutes of the commencement of the Examination, shall not be permitted to take the Examination.
4. Write your Roll No./Enrollment No. neatly and correctly on the right side of Answer Book in the box shown below the caption "To be filled by the candidate".
5. Write carefully the Name of Examination, Name of the Subject, Name of Paper/Course, Date of Examination at two places viz on the right side and on the left side of the cover page of the Answer Book at the space provided for purpose.
6. Mention the same Question No. against the answer of a question as given in the Question paper.
7. **After the declaration of result**, if the result of any candidate is captioned as PMA/LO/IR/DE/, he/she should immediately bring it to the notice of the Tabulation Section of Examination Wing within 15 days positively, failing which no claim whatsoever shall be entertained.
8. If a candidate appears in the subject/paper in which He/She is not otherwise eligible, His/Her examination to that subject/paper shall stand automatically cancelled and the candidate will have no claim whatsoever.



# University of Kashmir, Srinagar

## Admit Card

UG 5TH & 6TH Semester Backlog Examination Batch-2015.

<b>Course:</b>	<b>BSCN</b>	<b>Roll No:</b>	<b>20573596</b>
<b>Session:</b>	<b>Bi-Ann</b>	<b>Year:</b>	<b>2020</b>
<b>Name of the Candidate:</b>	SABZAR AHMAD MOOCHI		
<b>Son/Daughter of:</b>	HAFIZ DULLAH MOOCHI		
<b>Centre No:</b>	2		
<b>Name of the Centre:</b>	GOVT DEGREE COLLEGE, ANANTNAG (BOYS)		
<b>Subject(s) in which to be Examined:</b>	MA06-PHY06		



Please admit the candidate (Provisionally) in the center for the subjects(s) mentioned in the statement to be held on the dates as given in the Date Sheet

**Sd/-**  
**Deputy controller of Examination**

### Important Examination and Result Guidelines:

While attempting your question paper in the examination hall, you have to strictly abide by various instructions which are printed on the cover page of each Answer Book. Some of the important guidelines are reproduced here for your benefit.

**Note: The appearance of the candidate is purely on provisional basis subject to determination of eligibility**

1. Always keep the Examination Admit Card/Roll No. Slip with you and show it the supervisory staff/inspection team on duty as and when required/demanded.
2. No candidate shall be allowed to carry inside the Examination Hall, any textual material, printed or written, bits of paper or any other material of like nature. If any candidate is found in possession of such material after commencement of examination- whether in use or not- he/she is liable to be disqualified. Cellular phones, pager and other Electronic devices are not allowed during the examination. Candidates must deposit these items in the custody of the supervisory staff well before the commencement of the Examination.
3. A candidate, who reports after 30 minutes of the commencement of the Examination, shall not be permitted to take the Examination.
4. Write your Roll No./Enrollment No. neatly and correctly on the right side of Answer Book in the box shown below the caption "To be filled by the candidate".
5. Write carefully the Name of Examination, Name of the Subject, Name of Paper/Course, Date of Examination at two places viz on the right side and on the left side of the cover page of the Answer Book at the space provided for purpose.
6. Mention the same Question No. against the answer of a question as given in the Question paper.
7. **After the declaration of result**, if the result of any candidate is captioned as PMA/LO/IR/DE/, he/she should immediately bring it to the notice of the Tabulation Section of Examination Wing within 15 days positively, failing which no claim whatsoever shall be entertained.
8. If a candidate appears in the subject/paper in which He/She is not otherwise eligible, His/Her examination to that subject/paper shall stand automatically cancelled and the candidate will have no claim whatsoever.



# University of Kashmir, Srinagar

## Admit Card

UG 5TH & 6TH Semester Backlog Examination Batch-2015.

<b>Course:</b>	<b>BSCN</b>	<b>Roll No:</b>	<b>20573597</b>
<b>Session:</b>	<b>Bi-Ann</b>	<b>Year:</b>	<b>2020</b>
<b>Name of the Candidate:</b>	KHALID MANZOOR BHAT		
<b>Son/Daughter of:</b>	MANZOOR AHMAD BHAT		
<b>Centre No:</b>	2		
<b>Name of the Centre:</b>	GOVT DEGREE COLLEGE, ANANTNAG (BOYS)		
<b>Subject(s) in which to be Examined:</b>	PHY06		



Please admit the candidate (Provisionally) in the center for the subjects(s) mentioned in the statement to be held on the dates as given in the Date Sheet

**Sd/-**  
**Deputy controller of Examination**

### Important Examination and Result Guidelines:

While attempting your question paper in the examination hall, you have to strictly abide by various instructions which are printed on the cover page of each Answer Book. Some of the important guidelines are reproduced here for your benefit.

**Note: The appearance of the candidate is purely on provisional basis subject to determination of eligibility**

1. Always keep the Examination Admit Card/Roll No. Slip with you and show it the supervisory staff/inspection team on duty as and when required/demanded.
2. No candidate shall be allowed to carry inside the Examination Hall, any textual material, printed or written, bits of paper or any other material of like nature. If any candidate is found in possession of such material after commencement of examination- whether in use or not- he/she is liable to be disqualified. Cellular phones, pager and other Electronic devices are not allowed during the examination. Candidates must deposit these items in the custody of the supervisory staff well before the commencement of the Examination.
3. A candidate, who reports after 30 minutes of the commencement of the Examination, shall not be permitted to take the Examination.
4. Write your Roll No./Enrollment No. neatly and correctly on the right side of Answer Book in the box shown below the caption "To be filled by the candidate".
5. Write carefully the Name of Examination, Name of the Subject, Name of Paper/Course, Date of Examination at two places viz on the right side and on the left side of the cover page of the Answer Book at the space provided for purpose.
6. Mention the same Question No. against the answer of a question as given in the Question paper.
7. **After the declaration of result**, if the result of any candidate is captioned as PMA/LO/IR/DE/, he/she should immediately bring it to the notice of the Tabulation Section of Examination Wing within 15 days positively, failing which no claim whatsoever shall be entertained.
8. If a candidate appears in the subject/paper in which He/She is not otherwise eligible, His/Her examination to that subject/paper shall stand automatically cancelled and the candidate will have no claim whatsoever.



# University of Kashmir, Srinagar

## Admit Card

UG 5TH & 6TH Semester Backlog Examination Batch-2015.

<b>Course:</b>	<b>BSCN</b>	<b>Roll No:</b>	<b>20573598</b>
<b>Session:</b>	Bi-Ann	<b>Year:</b>	2020
<b>Name of the Candidate:</b>	FAHMEEDA BASHIR		
<b>Son/Daughter of:</b>	BASHIR AHMAD MIR		
<b>Centre No:</b>	2		
<b>Name of the Centre:</b>	GOVT DEGREE COLLEGE, ANANTNAG (BOYS)		
<b>Subject(s) in which to be Examined:</b>	PHY06		

Please admit the candidate (Provisionally) in the center for the subjects(s) mentioned in the statement to be held on the dates as given in the Date Sheet

**Sd/-**  
**Deputy controller of Examination**

### Important Examination and Result Guidelines:

While attempting your question paper in the examination hall, you have to strictly abide by various instructions which are printed on the cover page of each Answer Book. Some of the important guidelines are reproduced here for your benefit.

**Note: The appearance of the candidate is purely on provisional basis subject to determination of eligibility**

1. Always keep the Examination Admit Card/Roll No. Slip with you and show it the supervisory staff/inspection team on duty as and when required/demanded.
2. No candidate shall be allowed to carry inside the Examination Hall, any textual material, printed or written, bits of paper or any other material of like nature. If any candidate is found in possession of such material after commencement of examination- whether in use or not- he/she is liable to be disqualified. Cellular phones, pager and other Electronic devices are not allowed during the examination. Candidates must deposit these items in the custody of the supervisory staff well before the commencement of the Examination.
3. A candidate, who reports after 30 minutes of the commencement of the Examination, shall not be permitted to take the Examination.
4. Write your Roll No./Enrollment No. neatly and correctly on the right side of Answer Book in the box shown below the caption "To be filled by the candidate".
5. Write carefully the Name of Examination, Name of the Subject, Name of Paper/Course, Date of Examination at two places viz on the right side and on the left side of the cover page of the Answer Book at the space provided for purpose.
6. Mention the same Question No. against the answer of a question as given in the Question paper.
7. **After the declaration of result**, if the result of any candidate is captioned as PMA/LO/IR/DE/, he/she should immediately bring it to the notice of the Tabulation Section of Examination Wing within 15 days positively, failing which no claim whatsoever shall be entertained.
8. If a candidate appears in the subject/paper in which He/She is not otherwise eligible, His/Her examination to that subject/paper shall stand automatically cancelled and the candidate will have no claim whatsoever.



# University of Kashmir, Srinagar

## Admit Card

UG 5TH & 6TH Semester Backlog Examination Batch-2015.

<b>Course:</b>	<b>BSCN</b>	<b>Roll No:</b>	<b>20573599</b>
<b>Session:</b>	<b>Bi-Ann</b>	<b>Year:</b>	<b>2020</b>
<b>Name of the Candidate:</b>	AQIB SHAFI		
<b>Son/Daughter of:</b>	MOHD SHAFI MIR		
<b>Centre No:</b>	2		
<b>Name of the Centre:</b>	GOVT DEGREE COLLEGE, ANANTNAG (BOYS)		
<b>Subject(s) in which to be Examined:</b>	PHY06		



Please admit the candidate (Provisionally) in the center for the subjects(s) mentioned in the statement to be held on the dates as given in the Date Sheet

**Sd/-**  
**Deputy controller of Examination**

### Important Examination and Result Guidelines:

While attempting your question paper in the examination hall, you have to strictly abide by various instructions which are printed on the cover page of each Answer Book. Some of the important guidelines are reproduced here for your benefit.

**Note: The appearance of the candidate is purely on provisional basis subject to determination of eligibility**

1. Always keep the Examination Admit Card/Roll No. Slip with you and show it the supervisory staff/inspection team on duty as and when required/demanded.
2. No candidate shall be allowed to carry inside the Examination Hall, any textual material, printed or written, bits of paper or any other material of like nature. If any candidate is found in possession of such material after commencement of examination- whether in use or not- he/she is liable to be disqualified. Cellular phones, pager and other Electronic devices are not allowed during the examination. Candidates must deposit these items in the custody of the supervisory staff well before the commencement of the Examination.
3. A candidate, who reports after 30 minutes of the commencement of the Examination, shall not be permitted to take the Examination.
4. Write your Roll No./Enrollment No. neatly and correctly on the right side of Answer Book in the box shown below the caption "To be filled by the candidate".
5. Write carefully the Name of Examination, Name of the Subject, Name of Paper/Course, Date of Examination at two places viz on the right side and on the left side of the cover page of the Answer Book at the space provided for purpose.
6. Mention the same Question No. against the answer of a question as given in the Question paper.
7. **After the declaration of result**, if the result of any candidate is captioned as PMA/LO/IR/DE/, he/she should immediately bring it to the notice of the Tabulation Section of Examination Wing within 15 days positively, failing which no claim whatsoever shall be entertained.
8. If a candidate appears in the subject/paper in which He/She is not otherwise eligible, His/Her examination to that subject/paper shall stand automatically cancelled and the candidate will have no claim whatsoever.



# University of Kashmir, Srinagar

## Admit Card

UG 5TH & 6TH Semester Backlog Examination Batch-2015.

<b>Course:</b>	<b>BSCN</b>	<b>Roll No:</b>	<b>20573600</b>
<b>Session:</b>	Bi-Ann	<b>Year:</b>	2020
<b>Name of the Candidate:</b>	SHIGUFTA AKHTER		
<b>Son/Daughter of:</b>	ABDUL GANI NENGROO		
<b>Centre No:</b>	2		
<b>Name of the Centre:</b>	GOVT DEGREE COLLEGE, ANANTNAG (BOYS)		
<b>Subject(s) in which to be Examined:</b>	PHY06		

Please admit the candidate (Provisionally) in the center for the subjects(s) mentioned in the statement to be held on the dates as given in the Date Sheet

**Sd/-**  
**Deputy controller of Examination**

### Important Examination and Result Guidelines:

While attempting your question paper in the examination hall, you have to strictly abide by various instructions which are printed on the cover page of each Answer Book. Some of the important guidelines are reproduced here for your benefit.

**Note: The appearance of the candidate is purely on provisional basis subject to determination of eligibility**


1. Always keep the Examination Admit Card/Roll No. Slip with you and show it the supervisory staff/inspection team on duty as and when required/demanded.
2. No candidate shall be allowed to carry inside the Examination Hall, any textual material, printed or written, bits of paper or any other material of like nature. If any candidate is found in possession of such material after commencement of examination- whether in use or not- he/she is liable to be disqualified. Cellular phones, pager and other Electronic devices are not allowed during the examination. Candidates must deposit these items in the custody of the supervisory staff well before the commencement of the Examination.
3. A candidate, who reports after 30 minutes of the commencement of the Examination, shall not be permitted to take the Examination.
4. Write your Roll No./Enrollment No. neatly and correctly on the right side of Answer Book in the box shown below the caption "To be filled by the candidate".
5. Write carefully the Name of Examination, Name of the Subject, Name of Paper/Course, Date of Examination at two places viz on the right side and on the left side of the cover page of the Answer Book at the space provided for purpose.
6. Mention the same Question No. against the answer of a question as given in the Question paper.
7. **After the declaration of result**, if the result of any candidate is captioned as PMA/LO/IR/DE/, he/she should immediately bring it to the notice of the Tabulation Section of Examination Wing within 15 days positively, failing which no claim whatsoever shall be entertained.
8. If a candidate appears in the subject/paper in which He/She is not otherwise eligible, His/Her examination to that subject/paper shall stand automatically cancelled and the candidate will have no claim whatsoever.



# University of Kashmir, Srinagar

## Admit Card

UG 5TH & 6TH Semester Backlog Examination Batch-2015.

<b>Course:</b>	<b>BCA</b>	<b>Roll No:</b>	<b>20575327</b>
<b>Session:</b>	<b>Bi-Ann</b>	<b>Year:</b>	<b>2020</b>
<b>Name of the Candidate:</b>	<b>UZMA RASHID GUNDOO</b>		
<b>Son/Daughter of:</b>	<b>AB RASHID GUNDOO</b>		
<b>Centre No:</b>	<b>2</b>		
<b>Name of the Centre:</b>	<b>GOVT DEGREE COLLEGE, ANANTNAG (BOYS)</b>		
<b>Subject(s) in which to be Examined:</b>	<b>BCASVI02</b>		

Please admit the candidate (Provisionally) in the center for the subjects(s) mentioned in the statement to be held on the dates as given in the Date Sheet

**Sd/-**  
**Deputy controller of Examination**

### Important Examination and Result Guidelines:

While attempting your question paper in the examination hall, you have to strictly abide by various instructions which are printed on the cover page of each Answer Book. Some of the important guidelines are reproduced here for your benefit.

**Note: The appearance of the candidate is purely on provisional basis subject to determination of eligibility**

1. Always keep the Examination Admit Card/Roll No. Slip with you and show it the supervisory staff/inspection team on duty as and when required/demanded.
2. No candidate shall be allowed to carry inside the Examination Hall, any textual material, printed or written, bits of paper or any other material of like nature. If any candidate is found in possession of such material after commencement of examination- whether in use or not- he/she is liable to be disqualified. Cellular phones, pager and other Electronic devices are not allowed during the examination. Candidates must deposit these items in the custody of the supervisory staff well before the commencement of the Examination.
3. A candidate, who reports after 30 minutes of the commencement of the Examination, shall not be permitted to take the Examination.
4. Write your Roll No./Enrollment No. neatly and correctly on the right side of Answer Book in the box shown below the caption "To be filled by the candidate".
5. Write carefully the Name of Examination, Name of the Subject, Name of Paper/Course, Date of Examination at two places viz on the right side and on the left side of the cover page of the Answer Book at the space provided for purpose.
6. Mention the same Question No. against the answer of a question as given in the Question paper.
7. **After the declaration of result**, if the result of any candidate is captioned as PMA/LO/IR/DE/, he/she should immediately bring it to the notice of the Tabulation Section of Examination Wing within 15 days positively, failing which no claim whatsoever shall be entertained.
8. If a candidate appears in the subject/paper in which He/She is not otherwise eligible, His/Her examination to that subject/paper shall stand automatically cancelled and the candidate will have no claim whatsoever.



# University of Kashmir, Srinagar

## Admit Card

UG 5TH & 6TH Semester Backlog Examination Batch-2015.

<b>Course:</b>	<b>BA</b>	<b>Roll No:</b>	<b>20562036</b>
<b>Session:</b>	<b>Bi-Ann</b>	<b>Year:</b>	<b>2020</b>
<b>Name of the Candidate:</b>	AASIYA JAN		
<b>Son/Daughter of:</b>	BASHIR AHMAD TAK		
<b>Centre No:</b>	3		
<b>Name of the Centre:</b>	GOVT DEGREE COLLEGE, ANANTNAG (BOYS)		
<b>Subject(s) in which to be Examined:</b>	ENG05		



Please admit the candidate (Provisionally) in the center for the subjects(s) mentioned in the statement to be held on the dates as given in the Date Sheet

**Sd/-**  
**Deputy controller of Examination**

### Important Examination and Result Guidelines:

While attempting your question paper in the examination hall, you have to strictly abide by various instructions which are printed on the cover page of each Answer Book. Some of the important guidelines are reproduced here for your benefit.

**Note: The appearance of the candidate is purely on provisional basis subject to determination of eligibility**

1. Always keep the Examination Admit Card/Roll No. Slip with you and show it the supervisory staff/inspection team on duty as and when required/demanded.
2. No candidate shall be allowed to carry inside the Examination Hall, any textual material, printed or written, bits of paper or any other material of like nature. If any candidate is found in possession of such material after commencement of examination- whether in use or not- he/she is liable to be disqualified. Cellular phones, pager and other Electronic devices are not allowed during the examination. Candidates must deposit these items in the custody of the supervisory staff well before the commencement of the Examination.
3. A candidate, who reports after 30 minutes of the commencement of the Examination, shall not be permitted to take the Examination.
4. Write your Roll No./Enrollment No. neatly and correctly on the right side of Answer Book in the box shown below the caption "To be filled by the candidate".
5. Write carefully the Name of Examination, Name of the Subject, Name of Paper/Course, Date of Examination at two places viz on the right side and on the left side of the cover page of the Answer Book at the space provided for purpose.
6. Mention the same Question No. against the answer of a question as given in the Question paper.
7. **After the declaration of result**, if the result of any candidate is captioned as PMA/LO/IR/DE/, he/she should immediately bring it to the notice of the Tabulation Section of Examination Wing within 15 days positively, failing which no claim whatsoever shall be entertained.
8. If a candidate appears in the subject/paper in which He/She is not otherwise eligible, His/Her examination to that subject/paper shall stand automatically cancelled and the candidate will have no claim whatsoever.





# University of Kashmir, Srinagar

## Admit Card

UG 5TH & 6TH Semester Backlog Examination Batch-2015.

<b>Course:</b>	<b>BA</b>	<b>Roll No:</b>	<b>20562037</b>
<b>Session:</b>	<b>Bi-Ann</b>	<b>Year:</b>	<b>2020</b>
<b>Name of the Candidate:</b>	AALIA JAN		
<b>Son/Daughter of:</b>	MOHAMMAD YOUSUF SHEIKH		
<b>Centre No:</b>	3		
<b>Name of the Centre:</b>	GOVT DEGREE COLLEGE, ANANTNAG (BOYS)		
<b>Subject(s) in which to be Examined:</b>	ED05		



Please admit the candidate (Provisionally) in the center for the subjects(s) mentioned in the statement to be held on the dates as given in the Date Sheet

**Sd/-**  
**Deputy controller of Examination**

### Important Examination and Result Guidelines:

While attempting your question paper in the examination hall, you have to strictly abide by various instructions which are printed on the cover page of each Answer Book. Some of the important guidelines are reproduced here for your benefit.

**Note: The appearance of the candidate is purely on provisional basis subject to determination of eligibility**

1. Always keep the Examination Admit Card/Roll No. Slip with you and show it the supervisory staff/inspection team on duty as and when required/demanded.
2. No candidate shall be allowed to carry inside the Examination Hall, any textual material, printed or written, bits of paper or any other material of like nature. If any candidate is found in possession of such material after commencement of examination- whether in use or not- he/she is liable to be disqualified. Cellular phones, pager and other Electronic devices are not allowed during the examination. Candidates must deposit these items in the custody of the supervisory staff well before the commencement of the Examination.
3. A candidate, who reports after 30 minutes of the commencement of the Examination, shall not be permitted to take the Examination.
4. Write your Roll No./Enrollment No. neatly and correctly on the right side of Answer Book in the box shown below the caption "To be filled by the candidate".
5. Write carefully the Name of Examination, Name of the Subject, Name of Paper/Course, Date of Examination at two places viz on the right side and on the left side of the cover page of the Answer Book at the space provided for purpose.
6. Mention the same Question No. against the answer of a question as given in the Question paper.
7. **After the declaration of result**, if the result of any candidate is captioned as PMA/LO/IR/DE/, he/she should immediately bring it to the notice of the Tabulation Section of Examination Wing within 15 days positively, failing which no claim whatsoever shall be entertained.
8. If a candidate appears in the subject/paper in which He/She is not otherwise eligible, His/Her examination to that subject/paper shall stand automatically cancelled and the candidate will have no claim whatsoever.



# University of Kashmir, Srinagar

## Admit Card

UG 5TH & 6TH Semester Backlog Examination Batch-2015.

**Course:** BA **Roll No:** 20562038

**Session:** Bi-Ann **Year:** 2020


**Name of the Candidate:** ANJU KOUR

**Son/Daughter of:** NIRMAL SINGH

**Centre No:** 3

**Name of the Centre:** GOVT DEGREE COLLEGE, ANANTNAG (BOYS)

**Subject(s) in which to be Examined:** ENG05



Please admit the candidate (Provisionally) in the center for the subjects(s) mentioned in the statement to be held on the dates as given in the Date Sheet

**Sd/-**  
**Deputy controller of Examination**

### Important Examination and Result Guidelines:

While attempting your question paper in the examination hall, you have to strictly abide by various instructions which are printed on the cover page of each Answer Book. Some of the important guidelines are reproduced here for your benefit.

**Note: The appearance of the candidate is purely on provisional basis subject to determination of eligibility**


1. Always keep the Examination Admit Card/Roll No. Slip with you and show it the supervisory staff/inspection team on duty as and when required/demanded.
2. No candidate shall be allowed to carry inside the Examination Hall, any textual material, printed or written, bits of paper or any other material of like nature. If any candidate is found in possession of such material after commencement of examination- whether in use or not- he/she is liable to be disqualified. Cellular phones, pager and other Electronic devices are not allowed during the examination. Candidates must deposit these items in the custody of the supervisory staff well before the commencement of the Examination.
3. A candidate, who reports after 30 minutes of the commencement of the Examination, shall not be permitted to take the Examination.
4. Write your Roll No./Enrollment No. neatly and correctly on the right side of Answer Book in the box shown below the caption "To be filled by the candidate".
5. Write carefully the Name of Examination, Name of the Subject, Name of Paper/Course, Date of Examination at two places viz on the right side and on the left side of the cover page of the Answer Book at the space provided for purpose.
6. Mention the same Question No. against the answer of a question as given in the Question paper.
7. **After the declaration of result**, if the result of any candidate is captioned as PMA/LO/IR/DE/, he/she should immediately bring it to the notice of the Tabulation Section of Examination Wing within 15 days positively, failing which no claim whatsoever shall be entertained.
8. If a candidate appears in the subject/paper in which He/She is not otherwise eligible, His/Her examination to that subject/paper shall stand automatically cancelled and the candidate will have no claim whatsoever.



# University of Kashmir, Srinagar

## Admit Card

UG 5TH & 6TH Semester Backlog Examination Batch-2015.

<b>Course:</b>	<b>BA</b>	<b>Roll No:</b>	<b>20562039</b>
<b>Session:</b>	Bi-Ann	<b>Year:</b>	2020
<b>Name of the Candidate:</b>	SHAISTA GULL		
<b>Son/Daughter of:</b>	GH NABI SHAH		
<b>Centre No:</b>	3		
<b>Name of the Centre:</b>	GOVT DEGREE COLLEGE, ANANTNAG (BOYS)		
<b>Subject(s) in which to be Examined:</b>	ENG05		

Please admit the candidate (Provisionally) in the center for the subjects(s) mentioned in the statement to be held on the dates as given in the Date Sheet

Sd/-  
Deputy controller of Examination

### Important Examination and Result Guidelines:

While attempting your question paper in the examination hall, you have to strictly abide by various instructions which are printed on the cover page of each Answer Book. Some of the important guidelines are reproduced here for your benefit.

**Note: The appearance of the candidate is purely on provisional basis subject to determination of eligibility**


1. Always keep the Examination Admit Card/Roll No. Slip with you and show it the supervisory staff/inspection team on duty as and when required/demanded.
2. No candidate shall be allowed to carry inside the Examination Hall, any textual material, printed or written, bits of paper or any other material of like nature. If any candidate is found in possession of such material after commencement of examination- whether in use or not- he/she is liable to be disqualified. Cellular phones, pager and other Electronic devices are not allowed during the examination. Candidates must deposit these items in the custody of the supervisory staff well before the commencement of the Examination.
3. A candidate, who reports after 30 minutes of the commencement of the Examination, shall not be permitted to take the Examination.
4. Write your Roll No./Enrollment No. neatly and correctly on the right side of Answer Book in the box shown below the caption "To be filled by the candidate".
5. Write carefully the Name of Examination, Name of the Subject, Name of Paper/Course, Date of Examination at two places viz on the right side and on the left side of the cover page of the Answer Book at the space provided for purpose.
6. Mention the same Question No. against the answer of a question as given in the Question paper.
7. **After the declaration of result**, if the result of any candidate is captioned as PMA/LO/IR/DE/, he/she should immediately bring it to the notice of the Tabulation Section of Examination Wing within 15 days positively, failing which no claim whatsoever shall be entertained.
8. If a candidate appears in the subject/paper in which He/She is not otherwise eligible, His/Her examination to that subject/paper shall stand automatically cancelled and the candidate will have no claim whatsoever.



# University of Kashmir, Srinagar

## Admit Card

UG 5TH & 6TH Semester Backlog Examination Batch-2015.

<b>Course:</b>	<b>BA</b>	<b>Roll No:</b>	<b>20562040</b>
<b>Session:</b>	<b>Bi-Ann</b>	<b>Year:</b>	<b>2020</b>
<b>Name of the Candidate:</b>	RAYEES AHMAD MIR		
<b>Son/Daughter of:</b>	GULL MOHMAD MIR		
<b>Centre No:</b>	3		
<b>Name of the Centre:</b>	GOVT DEGREE COLLEGE, ANANTNAG (BOYS)		
<b>Subject(s) in which to be Examined:</b>	ED05-SO05-HS06		

Please admit the candidate (Provisionally) in the center for the subjects(s) mentioned in the statement to be held on the dates as given in the Date Sheet

**Sd/-**  
**Deputy controller of Examination**

### Important Examination and Result Guidelines:

While attempting your question paper in the examination hall, you have to strictly abide by various instructions which are printed on the cover page of each Answer Book. Some of the important guidelines are reproduced here for your benefit.

**Note: The appearance of the candidate is purely on provisional basis subject to determination of eligibility**

1. Always keep the Examination Admit Card/Roll No. Slip with you and show it the supervisory staff/inspection team on duty as and when required/demanded.
2. No candidate shall be allowed to carry inside the Examination Hall, any textual material, printed or written, bits of paper or any other material of like nature. If any candidate is found in possession of such material after commencement of examination- whether in use or not- he/she is liable to be disqualified. Cellular phones, pager and other Electronic devices are not allowed during the examination. Candidates must deposit these items in the custody of the supervisory staff well before the commencement of the Examination.
3. A candidate, who reports after 30 minutes of the commencement of the Examination, shall not be permitted to take the Examination.
4. Write your Roll No./Enrollment No. neatly and correctly on the right side of Answer Book in the box shown below the caption "To be filled by the candidate".
5. Write carefully the Name of Examination, Name of the Subject, Name of Paper/Course, Date of Examination at two places viz on the right side and on the left side of the cover page of the Answer Book at the space provided for purpose.
6. Mention the same Question No. against the answer of a question as given in the Question paper.
7. **After the declaration of result**, if the result of any candidate is captioned as PMA/LO/IR/DE/, he/she should immediately bring it to the notice of the Tabulation Section of Examination Wing within 15 days positively, failing which no claim whatsoever shall be entertained.
8. If a candidate appears in the subject/paper in which He/She is not otherwise eligible, His/Her examination to that subject/paper shall stand automatically cancelled and the candidate will have no claim whatsoever.




# University of Kashmir, Srinagar

## Admit Card

UG 5TH & 6TH Semester Backlog Examination Batch-2015.

<b>Course:</b>	<b>BA</b>	<b>Roll No:</b>	<b>20562041</b>
<b>Session:</b>	<b>Bi-Ann</b>	<b>Year:</b>	<b>2020</b>
<b>Name of the Candidate:</b>	MOUSINA MOHI UD DIN		
<b>Son/Daughter of:</b>	GHULAM MOHI UD DIN GANE		
<b>Centre No:</b>	3		
<b>Name of the Centre:</b>	GOVT DEGREE COLLEGE, ANANTNAG (BOYS)		
<b>Subject(s) in which to be Examined:</b>	UR05		



Please admit the candidate (Provisionally) in the center for the subjects(s) mentioned in the statement to be held on the dates as given in the Date Sheet

**Sd/-**  
**Deputy controller of Examination**

### Important Examination and Result Guidelines:

While attempting your question paper in the examination hall, you have to strictly abide by various instructions which are printed on the cover page of each Answer Book. Some of the important guidelines are reproduced here for your benefit.

**Note: The appearance of the candidate is purely on provisional basis subject to determination of eligibility**


1. Always keep the Examination Admit Card/Roll No. Slip with you and show it the supervisory staff/inspection team on duty as and when required/demanded.
2. No candidate shall be allowed to carry inside the Examination Hall, any textual material, printed or written, bits of paper or any other material of like nature. If any candidate is found in possession of such material after commencement of examination- whether in use or not- he/she is liable to be disqualified. Cellular phones, pager and other Electronic devices are not allowed during the examination. Candidates must deposit these items in the custody of the supervisory staff well before the commencement of the Examination.
3. A candidate, who reports after 30 minutes of the commencement of the Examination, shall not be permitted to take the Examination.
4. Write your Roll No./Enrollment No. neatly and correctly on the right side of Answer Book in the box shown below the caption "To be filled by the candidate".
5. Write carefully the Name of Examination, Name of the Subject, Name of Paper/Course, Date of Examination at two places viz on the right side and on the left side of the cover page of the Answer Book at the space provided for purpose.
6. Mention the same Question No. against the answer of a question as given in the Question paper.
7. **After the declaration of result**, if the result of any candidate is captioned as PMA/LO/IR/DE/, he/she should immediately bring it to the notice of the Tabulation Section of Examination Wing within 15 days positively, failing which no claim whatsoever shall be entertained.
8. If a candidate appears in the subject/paper in which He/She is not otherwise eligible, His/Her examination to that subject/paper shall stand automatically cancelled and the candidate will have no claim whatsoever.



# University of Kashmir, Srinagar

## Admit Card

UG 5TH & 6TH Semester Backlog Examination Batch-2015.

<b>Course:</b>	<b>BA</b>	<b>Roll No:</b>	<b>20562042</b>
<b>Session:</b>	<b>Bi-Ann</b>	<b>Year:</b>	<b>2020</b>
<b>Name of the Candidate:</b>	<b>SUBREENA BASHIR</b>		
<b>Son/Daughter of:</b>	<b>BASHIR AHMAD MALIK</b>		
<b>Centre No:</b>	<b>3</b>		
<b>Name of the Centre:</b>	<b>GOVT DEGREE COLLEGE, ANANTNAG (BOYS)</b>		
<b>Subject(s) in which to be Examined:</b>	<b>ENG05</b>		

Please admit the candidate (Provisionally) in the center for the subjects(s) mentioned in the statement to be held on the dates as given in the Date Sheet

**Sd/-**  
**Deputy controller of Examination**

### Important Examination and Result Guidelines:

While attempting your question paper in the examination hall, you have to strictly abide by various instructions which are printed on the cover page of each Answer Book. Some of the important guidelines are reproduced here for your benefit.

**Note: The appearance of the candidate is purely on provisional basis subject to determination of eligibility**


1. Always keep the Examination Admit Card/Roll No. Slip with you and show it the supervisory staff/inspection team on duty as and when required/demanded.
2. No candidate shall be allowed to carry inside the Examination Hall, any textual material, printed or written, bits of paper or any other material of like nature. If any candidate is found in possession of such material after commencement of examination- whether in use or not- he/she is liable to be disqualified. Cellular phones, pager and other Electronic devices are not allowed during the examination. Candidates must deposit these items in the custody of the supervisory staff well before the commencement of the Examination.
3. A candidate, who reports after 30 minutes of the commencement of the Examination, shall not be permitted to take the Examination.
4. Write your Roll No./Enrollment No. neatly and correctly on the right side of Answer Book in the box shown below the caption "To be filled by the candidate".
5. Write carefully the Name of Examination, Name of the Subject, Name of Paper/Course, Date of Examination at two places viz on the right side and on the left side of the cover page of the Answer Book at the space provided for purpose.
6. Mention the same Question No. against the answer of a question as given in the Question paper.
7. **After the declaration of result**, if the result of any candidate is captioned as PMA/LO/IR/DE/, he/she should immediately bring it to the notice of the Tabulation Section of Examination Wing within 15 days positively, failing which no claim whatsoever shall be entertained.
8. If a candidate appears in the subject/paper in which He/She is not otherwise eligible, His/Her examination to that subject/paper shall stand automatically cancelled and the candidate will have no claim whatsoever.



# University of Kashmir, Srinagar

## Admit Card

UG 5TH & 6TH Semester Backlog Examination Batch-2015.

<b>Course:</b>	<b>BA</b>	<b>Roll No:</b>	<b>20562043</b>
<b>Session:</b>	<b>Bi-Ann</b>	<b>Year:</b>	<b>2020</b>
<b>Name of the Candidate:</b>	IMTIYAZ AHMAD MIR		
<b>Son/Daughter of:</b>	AB AHAD MIR		
<b>Centre No:</b>	3		
<b>Name of the Centre:</b>	GOVT DEGREE COLLEGE, ANANTNAG (BOYS)		
<b>Subject(s) in which to be Examined:</b>	ENG05		

Please admit the candidate (Provisionally) in the center for the subjects(s) mentioned in the statement to be held on the dates as given in the Date Sheet

**Sd/-**  
**Deputy controller of Examination**

### Important Examination and Result Guidelines:

While attempting your question paper in the examination hall, you have to strictly abide by various instructions which are printed on the cover page of each Answer Book. Some of the important guidelines are reproduced here for your benefit.

**Note: The appearance of the candidate is purely on provisional basis subject to determination of eligibility**

1. Always keep the Examination Admit Card/Roll No. Slip with you and show it the supervisory staff/inspection team on duty as and when required/demanded.
2. No candidate shall be allowed to carry inside the Examination Hall, any textual material, printed or written, bits of paper or any other material of like nature. If any candidate is found in possession of such material after commencement of examination- whether in use or not- he/she is liable to be disqualified. Cellular phones, pager and other Electronic devices are not allowed during the examination. Candidates must deposit these items in the custody of the supervisory staff well before the commencement of the Examination.
3. A candidate, who reports after 30 minutes of the commencement of the Examination, shall not be permitted to take the Examination.
4. Write your Roll No./Enrollment No. neatly and correctly on the right side of Answer Book in the box shown below the caption "To be filled by the candidate".
5. Write carefully the Name of Examination, Name of the Subject, Name of Paper/Course, Date of Examination at two places viz on the right side and on the left side of the cover page of the Answer Book at the space provided for purpose.
6. Mention the same Question No. against the answer of a question as given in the Question paper.
7. **After the declaration of result**, if the result of any candidate is captioned as PMA/LO/IR/DE/, he/she should immediately bring it to the notice of the Tabulation Section of Examination Wing within 15 days positively, failing which no claim whatsoever shall be entertained.
8. If a candidate appears in the subject/paper in which He/She is not otherwise eligible, His/Her examination to that subject/paper shall stand automatically cancelled and the candidate will have no claim whatsoever.



# University of Kashmir, Srinagar

## Admit Card

UG 5TH & 6TH Semester Backlog Examination Batch-2015.

<b>Course:</b>	<b>BA</b>	<b>Roll No:</b>	<b>20562044</b>
<b>Session:</b>	<b>Bi-Ann</b>	<b>Year:</b>	<b>2020</b>
<b>Name of the Candidate:</b>	SHAIKA SHAFI		
<b>Son/Daughter of:</b>	MOHAMMAD SHAFI BHAT		
<b>Centre No:</b>	3		
<b>Name of the Centre:</b>	GOVT DEGREE COLLEGE, ANANTNAG (BOYS)		
<b>Subject(s) in which to be Examined:</b>	ENG05		



Please admit the candidate (Provisionally) in the center for the subjects(s) mentioned in the statement to be held on the dates as given in the Date Sheet

**Sd/-**  
**Deputy controller of Examination**

### Important Examination and Result Guidelines:

While attempting your question paper in the examination hall, you have to strictly abide by various instructions which are printed on the cover page of each Answer Book. Some of the important guidelines are reproduced here for your benefit.

**Note: The appearance of the candidate is purely on provisional basis subject to determination of eligibility**

1. Always keep the Examination Admit Card/Roll No. Slip with you and show it the supervisory staff/inspection team on duty as and when required/demanded.
2. No candidate shall be allowed to carry inside the Examination Hall, any textual material, printed or written, bits of paper or any other material of like nature. If any candidate is found in possession of such material after commencement of examination- whether in use or not- he/she is liable to be disqualified. Cellular phones, pager and other Electronic devices are not allowed during the examination. Candidates must deposit these items in the custody of the supervisory staff well before the commencement of the Examination.
3. A candidate, who reports after 30 minutes of the commencement of the Examination, shall not be permitted to take the Examination.
4. Write your Roll No./Enrollment No. neatly and correctly on the right side of Answer Book in the box shown below the caption "To be filled by the candidate".
5. Write carefully the Name of Examination, Name of the Subject, Name of Paper/Course, Date of Examination at two places viz on the right side and on the left side of the cover page of the Answer Book at the space provided for purpose.
6. Mention the same Question No. against the answer of a question as given in the Question paper.
7. **After the declaration of result**, if the result of any candidate is captioned as PMA/LO/IR/DE/, he/she should immediately bring it to the notice of the Tabulation Section of Examination Wing within 15 days positively, failing which no claim whatsoever shall be entertained.
8. If a candidate appears in the subject/paper in which He/She is not otherwise eligible, His/Her examination to that subject/paper shall stand automatically cancelled and the candidate will have no claim whatsoever.






# University of Kashmir, Srinagar

## Admit Card

UG 5TH & 6TH Semester Backlog Examination Batch-2015.

<b>Course:</b>	<b>BA</b>	<b>Roll No:</b>	<b>20562045</b>
<b>Session:</b>	<b>Bi-Ann</b>	<b>Year:</b>	<b>2020</b>
<b>Name of the Candidate:</b>	NABEEL AHMED WANI		
<b>Son/Daughter of:</b>	SAIF UD DIN WANI		
<b>Centre No:</b>	3		
<b>Name of the Centre:</b>	GOVT DEGREE COLLEGE, ANANTNAG (BOYS)		
<b>Subject(s) in which to be Examined:</b>	ENG05		

Please admit the candidate (Provisionally) in the center for the subjects(s) mentioned in the statement to be held on the dates as given in the Date Sheet

**Sd/-**  
**Deputy controller of Examination**

### Important Examination and Result Guidelines:

While attempting your question paper in the examination hall, you have to strictly abide by various instructions which are printed on the cover page of each Answer Book. Some of the important guidelines are reproduced here for your benefit.

**Note: The appearance of the candidate is purely on provisional basis subject to determination of eligibility**

1. Always keep the Examination Admit Card/Roll No. Slip with you and show it the supervisory staff/inspection team on duty as and when required/demanded.
2. No candidate shall be allowed to carry inside the Examination Hall, any textual material, printed or written, bits of paper or any other material of like nature. If any candidate is found in possession of such material after commencement of examination- whether in use or not- he/she is liable to be disqualified. Cellular phones, pager and other Electronic devices are not allowed during the examination. Candidates must deposit these items in the custody of the supervisory staff well before the commencement of the Examination.
3. A candidate, who reports after 30 minutes of the commencement of the Examination, shall not be permitted to take the Examination.
4. Write your Roll No./Enrollment No. neatly and correctly on the right side of Answer Book in the box shown below the caption "To be filled by the candidate".
5. Write carefully the Name of Examination, Name of the Subject, Name of Paper/Course, Date of Examination at two places viz on the right side and on the left side of the cover page of the Answer Book at the space provided for purpose.
6. Mention the same Question No. against the answer of a question as given in the Question paper.
7. **After the declaration of result**, if the result of any candidate is captioned as PMA/LO/IR/DE/, he/she should immediately bring it to the notice of the Tabulation Section of Examination Wing within 15 days positively, failing which no claim whatsoever shall be entertained.
8. If a candidate appears in the subject/paper in which He/She is not otherwise eligible, His/Her examination to that subject/paper shall stand automatically cancelled and the candidate will have no claim whatsoever.



# University of Kashmir, Srinagar

## Admit Card

UG 5TH & 6TH Semester Backlog Examination Batch-2015.

<b>Course:</b>	<b>BA</b>	<b>Roll No:</b>	<b>20562046</b>
<b>Session:</b>	<b>Bi-Ann</b>	<b>Year:</b>	<b>2020</b>
<b>Name of the Candidate:</b>	ARIFA JAN		
<b>Son/Daughter of:</b>	GULL MOHAMMAD GANIE		
<b>Centre No:</b>	3		
<b>Name of the Centre:</b>	GOVT DEGREE COLLEGE, ANANTNAG (BOYS)		
<b>Subject(s) in which to be Examined:</b>	SO05		



Please admit the candidate (Provisionally) in the center for the subjects(s) mentioned in the statement to be held on the dates as given in the Date Sheet

**Sd/-**  
**Deputy controller of Examination**

### Important Examination and Result Guidelines:

While attempting your question paper in the examination hall, you have to strictly abide by various instructions which are printed on the cover page of each Answer Book. Some of the important guidelines are reproduced here for your benefit.

**Note: The appearance of the candidate is purely on provisional basis subject to determination of eligibility**

1. Always keep the Examination Admit Card/Roll No. Slip with you and show it the supervisory staff/inspection team on duty as and when required/demanded.
2. No candidate shall be allowed to carry inside the Examination Hall, any textual material, printed or written, bits of paper or any other material of like nature. If any candidate is found in possession of such material after commencement of examination- whether in use or not- he/she is liable to be disqualified. Cellular phones, pager and other Electronic devices are not allowed during the examination. Candidates must deposit these items in the custody of the supervisory staff well before the commencement of the Examination.
3. A candidate, who reports after 30 minutes of the commencement of the Examination, shall not be permitted to take the Examination.
4. Write your Roll No./Enrollment No. neatly and correctly on the right side of Answer Book in the box shown below the caption "To be filled by the candidate".
5. Write carefully the Name of Examination, Name of the Subject, Name of Paper/Course, Date of Examination at two places viz on the right side and on the left side of the cover page of the Answer Book at the space provided for purpose.
6. Mention the same Question No. against the answer of a question as given in the Question paper.
7. **After the declaration of result**, if the result of any candidate is captioned as PMA/LO/IR/DE/, he/she should immediately bring it to the notice of the Tabulation Section of Examination Wing within 15 days positively, failing which no claim whatsoever shall be entertained.
8. If a candidate appears in the subject/paper in which He/She is not otherwise eligible, His/Her examination to that subject/paper shall stand automatically cancelled and the candidate will have no claim whatsoever.



# University of Kashmir, Srinagar

## Admit Card

UG 5TH & 6TH Semester Backlog Examination Batch-2015.

<b>Course:</b>	<b>BA</b>	<b>Roll No:</b>	<b>20562047</b>
<b>Session:</b>	<b>Bi-Ann</b>	<b>Year:</b>	<b>2020</b>
<b>Name of the Candidate:</b>	SHOWKEY JAN		
<b>Son/Daughter of:</b>	MOHAMMAD JABAR WANI		
<b>Centre No:</b>	3		
<b>Name of the Centre:</b>	GOVT DEGREE COLLEGE, ANANTNAG (BOYS)		
<b>Subject(s) in which to be Examined:</b>	ENG05		



Please admit the candidate (Provisionally) in the center for the subjects(s) mentioned in the statement to be held on the dates as given in the Date Sheet

Sd/-  
Deputy controller of Examination

### Important Examination and Result Guidelines:

While attempting your question paper in the examination hall, you have to strictly abide by various instructions which are printed on the cover page of each Answer Book. Some of the important guidelines are reproduced here for your benefit.

**Note: The appearance of the candidate is purely on provisional basis subject to determination of eligibility**

1. Always keep the Examination Admit Card/Roll No. Slip with you and show it the supervisory staff/inspection team on duty as and when required/demanded.
2. No candidate shall be allowed to carry inside the Examination Hall, any textual material, printed or written, bits of paper or any other material of like nature. If any candidate is found in possession of such material after commencement of examination- whether in use or not- he/she is liable to be disqualified. Cellular phones, pager and other Electronic devices are not allowed during the examination. Candidates must deposit these items in the custody of the supervisory staff well before the commencement of the Examination.
3. A candidate, who reports after 30 minutes of the commencement of the Examination, shall not be permitted to take the Examination.
4. Write your Roll No./Enrollment No. neatly and correctly on the right side of Answer Book in the box shown below the caption "To be filled by the candidate".
5. Write carefully the Name of Examination, Name of the Subject, Name of Paper/Course, Date of Examination at two places viz on the right side and on the left side of the cover page of the Answer Book at the space provided for purpose.
6. Mention the same Question No. against the answer of a question as given in the Question paper.
7. **After the declaration of result**, if the result of any candidate is captioned as PMA/LO/IR/DE/, he/she should immediately bring it to the notice of the Tabulation Section of Examination Wing within 15 days positively, failing which no claim whatsoever shall be entertained.
8. If a candidate appears in the subject/paper in which He/She is not otherwise eligible, His/Her examination to that subject/paper shall stand automatically cancelled and the candidate will have no claim whatsoever.



# University of Kashmir, Srinagar

## Admit Card

UG 5TH & 6TH Semester Backlog Examination Batch-2015.

<b>Course:</b>	<b>BA</b>	<b>Roll No:</b>	<b>20562048</b>
<b>Session:</b>	<b>Bi-Ann</b>	<b>Year:</b>	<b>2020</b>
<b>Name of the Candidate:</b>	MOHAMAD OMER MUKHTAR		
<b>Son/Daughter of:</b>	BASHIR AHMAD RATHER		
<b>Centre No:</b>	3		
<b>Name of the Centre:</b>	GOVT DEGREE COLLEGE, ANANTNAG (BOYS)		
<b>Subject(s) in which to be Examined:</b>	ENG05		



Please admit the candidate (Provisionally) in the center for the subjects(s) mentioned in the statement to be held on the dates as given in the Date Sheet

**Sd/-**  
**Deputy controller of Examination**

### Important Examination and Result Guidelines:

While attempting your question paper in the examination hall, you have to strictly abide by various instructions which are printed on the cover page of each Answer Book. Some of the important guidelines are reproduced here for your benefit.

**Note: The appearance of the candidate is purely on provisional basis subject to determination of eligibility**

1. Always keep the Examination Admit Card/Roll No. Slip with you and show it the supervisory staff/inspection team on duty as and when required/demanded.
2. No candidate shall be allowed to carry inside the Examination Hall, any textual material, printed or written, bits of paper or any other material of like nature. If any candidate is found in possession of such material after commencement of examination- whether in use or not- he/she is liable to be disqualified. Cellular phones, pager and other Electronic devices are not allowed during the examination. Candidates must deposit these items in the custody of the supervisory staff well before the commencement of the Examination.
3. A candidate, who reports after 30 minutes of the commencement of the Examination, shall not be permitted to take the Examination.
4. Write your Roll No./Enrollment No. neatly and correctly on the right side of Answer Book in the box shown below the caption "To be filled by the candidate".
5. Write carefully the Name of Examination, Name of the Subject, Name of Paper/Course, Date of Examination at two places viz on the right side and on the left side of the cover page of the Answer Book at the space provided for purpose.
6. Mention the same Question No. against the answer of a question as given in the Question paper.
7. **After the declaration of result**, if the result of any candidate is captioned as PMA/LO/IR/DE/, he/she should immediately bring it to the notice of the Tabulation Section of Examination Wing within 15 days positively, failing which no claim whatsoever shall be entertained.
8. If a candidate appears in the subject/paper in which He/She is not otherwise eligible, His/Her examination to that subject/paper shall stand automatically cancelled and the candidate will have no claim whatsoever.



# University of Kashmir, Srinagar

## Admit Card

UG 5TH & 6TH Semester Backlog Examination Batch-2015.

<b>Course:</b>	<b>BA</b>	<b>Roll No:</b>	<b>20562049</b>
<b>Session:</b>	<b>Bi-Ann</b>	<b>Year:</b>	<b>2020</b>
<b>Name of the Candidate:</b>	KAISAR HUSSAIN SHEIKH		
<b>Son/Daughter of:</b>	BASHIR AHMAD SHEIKH		
<b>Centre No:</b>	3		
<b>Name of the Centre:</b>	GOVT DEGREE COLLEGE, ANANTNAG (BOYS)		
<b>Subject(s) in which to be Examined:</b>	ENG05		



Please admit the candidate (Provisionally) in the center for the subjects(s) mentioned in the statement to be held on the dates as given in the Date Sheet

**Sd/-**  
**Deputy controller of Examination**

### Important Examination and Result Guidelines:

While attempting your question paper in the examination hall, you have to strictly abide by various instructions which are printed on the cover page of each Answer Book. Some of the important guidelines are reproduced here for your benefit.

**Note: The appearance of the candidate is purely on provisional basis subject to determination of eligibility**


1. Always keep the Examination Admit Card/Roll No. Slip with you and show it the supervisory staff/inspection team on duty as and when required/demanded.
2. No candidate shall be allowed to carry inside the Examination Hall, any textual material, printed or written, bits of paper or any other material of like nature. If any candidate is found in possession of such material after commencement of examination- whether in use or not- he/she is liable to be disqualified. Cellular phones, pager and other Electronic devices are not allowed during the examination. Candidates must deposit these items in the custody of the supervisory staff well before the commencement of the Examination.
3. A candidate, who reports after 30 minutes of the commencement of the Examination, shall not be permitted to take the Examination.
4. Write your Roll No./Enrollment No. neatly and correctly on the right side of Answer Book in the box shown below the caption "To be filled by the candidate".
5. Write carefully the Name of Examination, Name of the Subject, Name of Paper/Course, Date of Examination at two places viz on the right side and on the left side of the cover page of the Answer Book at the space provided for purpose.
6. Mention the same Question No. against the answer of a question as given in the Question paper.
7. **After the declaration of result**, if the result of any candidate is captioned as PMA/LO/IR/DE/, he/she should immediately bring it to the notice of the Tabulation Section of Examination Wing within 15 days positively, failing which no claim whatsoever shall be entertained.
8. If a candidate appears in the subject/paper in which He/She is not otherwise eligible, His/Her examination to that subject/paper shall stand automatically cancelled and the candidate will have no claim whatsoever.



# University of Kashmir, Srinagar

## Admit Card

UG 5TH & 6TH Semester Backlog Examination Batch-2015.

<b>Course:</b>	<b>BA</b>	<b>Roll No:</b>	<b>20562050</b>
<b>Session:</b>	<b>Bi-Ann</b>	<b>Year:</b>	<b>2020</b>
<b>Name of the Candidate:</b>	AADIL AHMAD RESHI		
<b>Son/Daughter of:</b>	GH AHMAD RESHI		
<b>Centre No:</b>	3		
<b>Name of the Centre:</b>	GOVT DEGREE COLLEGE, ANANTNAG (BOYS)		
<b>Subject(s) in which to be Examined:</b>	ENG05-ED06		

Please admit the candidate (Provisionally) in the center for the subjects(s) mentioned in the statement to be held on the dates as given in the Date Sheet

**Sd/-**  
**Deputy controller of Examination**

### Important Examination and Result Guidelines:

While attempting your question paper in the examination hall, you have to strictly abide by various instructions which are printed on the cover page of each Answer Book. Some of the important guidelines are reproduced here for your benefit.

**Note: The appearance of the candidate is purely on provisional basis subject to determination of eligibility**

1. Always keep the Examination Admit Card/Roll No. Slip with you and show it the supervisory staff/inspection team on duty as and when required/demanded.
2. No candidate shall be allowed to carry inside the Examination Hall, any textual material, printed or written, bits of paper or any other material of like nature. If any candidate is found in possession of such material after commencement of examination- whether in use or not- he/she is liable to be disqualified. Cellular phones, pager and other Electronic devices are not allowed during the examination. Candidates must deposit these items in the custody of the supervisory staff well before the commencement of the Examination.
3. A candidate, who reports after 30 minutes of the commencement of the Examination, shall not be permitted to take the Examination.
4. Write your Roll No./Enrollment No. neatly and correctly on the right side of Answer Book in the box shown below the caption "To be filled by the candidate".
5. Write carefully the Name of Examination, Name of the Subject, Name of Paper/Course, Date of Examination at two places viz on the right side and on the left side of the cover page of the Answer Book at the space provided for purpose.
6. Mention the same Question No. against the answer of a question as given in the Question paper.
7. **After the declaration of result**, if the result of any candidate is captioned as PMA/LO/IR/DE/, he/she should immediately bring it to the notice of the Tabulation Section of Examination Wing within 15 days positively, failing which no claim whatsoever shall be entertained.
8. If a candidate appears in the subject/paper in which He/She is not otherwise eligible, His/Her examination to that subject/paper shall stand automatically cancelled and the candidate will have no claim whatsoever.



# University of Kashmir, Srinagar

## Admit Card

UG 5TH & 6TH Semester Backlog Examination Batch-2015.

<b>Course:</b>	<b>BA</b>	<b>Roll No:</b>	<b>20562051</b>
<b>Session:</b>	<b>Bi-Ann</b>	<b>Year:</b>	<b>2020</b>
<b>Name of the Candidate:</b>	AMIKA ISHAQ		
<b>Son/Daughter of:</b>	MOHAMMAD ISHAQ SHAH		
<b>Centre No:</b>	3		
<b>Name of the Centre:</b>	GOVT DEGREE COLLEGE, ANANTNAG (BOYS)		
<b>Subject(s) in which to be Examined:</b>	SO05-SO06		



Please admit the candidate (Provisionally) in the center for the subjects(s) mentioned in the statement to be held on the dates as given in the Date Sheet

**Sd/-**  
**Deputy controller of Examination**

### Important Examination and Result Guidelines:

While attempting your question paper in the examination hall, you have to strictly abide by various instructions which are printed on the cover page of each Answer Book. Some of the important guidelines are reproduced here for your benefit.

**Note: The appearance of the candidate is purely on provisional basis subject to determination of eligibility**

1. Always keep the Examination Admit Card/Roll No. Slip with you and show it the supervisory staff/inspection team on duty as and when required/demanded.
2. No candidate shall be allowed to carry inside the Examination Hall, any textual material, printed or written, bits of paper or any other material of like nature. If any candidate is found in possession of such material after commencement of examination- whether in use or not- he/she is liable to be disqualified. Cellular phones, pager and other Electronic devices are not allowed during the examination. Candidates must deposit these items in the custody of the supervisory staff well before the commencement of the Examination.
3. A candidate, who reports after 30 minutes of the commencement of the Examination, shall not be permitted to take the Examination.
4. Write your Roll No./Enrollment No. neatly and correctly on the right side of Answer Book in the box shown below the caption "To be filled by the candidate".
5. Write carefully the Name of Examination, Name of the Subject, Name of Paper/Course, Date of Examination at two places viz on the right side and on the left side of the cover page of the Answer Book at the space provided for purpose.
6. Mention the same Question No. against the answer of a question as given in the Question paper.
7. **After the declaration of result**, if the result of any candidate is captioned as PMA/LO/IR/DE/, he/she should immediately bring it to the notice of the Tabulation Section of Examination Wing within 15 days positively, failing which no claim whatsoever shall be entertained.
8. If a candidate appears in the subject/paper in which He/She is not otherwise eligible, His/Her examination to that subject/paper shall stand automatically cancelled and the candidate will have no claim whatsoever.



# University of Kashmir, Srinagar

## Admit Card

UG 5TH & 6TH Semester Backlog Examination Batch-2015.

<b>Course:</b>	<b>BA</b>	<b>Roll No:</b>	<b>20562052</b>
<b>Session:</b>	<b>Bi-Ann</b>	<b>Year:</b>	<b>2020</b>
<b>Name of the Candidate:</b>	ASFY JAN		
<b>Son/Daughter of:</b>	MOHD MAQBOOL WAGAY		
<b>Centre No:</b>	3		
<b>Name of the Centre:</b>	GOVT DEGREE COLLEGE, ANANTNAG (BOYS)		
<b>Subject(s) in which to be Examined:</b>	ENG05-SO05		



Please admit the candidate (Provisionally) in the center for the subjects(s) mentioned in the statement to be held on the dates as given in the Date Sheet

**Sd/-**  
**Deputy controller of Examination**

### Important Examination and Result Guidelines:

While attempting your question paper in the examination hall, you have to strictly abide by various instructions which are printed on the cover page of each Answer Book. Some of the important guidelines are reproduced here for your benefit.

**Note: The appearance of the candidate is purely on provisional basis subject to determination of eligibility**

1. Always keep the Examination Admit Card/Roll No. Slip with you and show it the supervisory staff/inspection team on duty as and when required/demanded.
2. No candidate shall be allowed to carry inside the Examination Hall, any textual material, printed or written, bits of paper or any other material of like nature. If any candidate is found in possession of such material after commencement of examination- whether in use or not- he/she is liable to be disqualified. Cellular phones, pager and other Electronic devices are not allowed during the examination. Candidates must deposit these items in the custody of the supervisory staff well before the commencement of the Examination.
3. A candidate, who reports after 30 minutes of the commencement of the Examination, shall not be permitted to take the Examination.
4. Write your Roll No./Enrollment No. neatly and correctly on the right side of Answer Book in the box shown below the caption "To be filled by the candidate".
5. Write carefully the Name of Examination, Name of the Subject, Name of Paper/Course, Date of Examination at two places viz on the right side and on the left side of the cover page of the Answer Book at the space provided for purpose.
6. Mention the same Question No. against the answer of a question as given in the Question paper.
7. **After the declaration of result**, if the result of any candidate is captioned as PMA/LO/IR/DE/, he/she should immediately bring it to the notice of the Tabulation Section of Examination Wing within 15 days positively, failing which no claim whatsoever shall be entertained.
8. If a candidate appears in the subject/paper in which He/She is not otherwise eligible, His/Her examination to that subject/paper shall stand automatically cancelled and the candidate will have no claim whatsoever.






# University of Kashmir, Srinagar

## Admit Card

UG 5TH & 6TH Semester Backlog Examination Batch-2015.

<b>Course:</b>	<b>BA</b>	<b>Roll No:</b>	<b>20562053</b>
<b>Session:</b>	<b>Bi-Ann</b>	<b>Year:</b>	<b>2020</b>
<b>Name of the Candidate:</b>	AADIL RASHID BHAT		
<b>Son/Daughter of:</b>	AB RASHID BHAT		
<b>Centre No:</b>	3		
<b>Name of the Centre:</b>	GOVT DEGREE COLLEGE, ANANTNAG (BOYS)		
<b>Subject(s) in which to be Examined:</b>	SO05-ENG06		

Please admit the candidate (Provisionally) in the center for the subjects(s) mentioned in the statement to be held on the dates as given in the Date Sheet

**Sd/-**  
**Deputy controller of Examination**

### Important Examination and Result Guidelines:

While attempting your question paper in the examination hall, you have to strictly abide by various instructions which are printed on the cover page of each Answer Book. Some of the important guidelines are reproduced here for your benefit.

**Note: The appearance of the candidate is purely on provisional basis subject to determination of eligibility**


1. Always keep the Examination Admit Card/Roll No. Slip with you and show it the supervisory staff/inspection team on duty as and when required/demanded.
2. No candidate shall be allowed to carry inside the Examination Hall, any textual material, printed or written, bits of paper or any other material of like nature. If any candidate is found in possession of such material after commencement of examination- whether in use or not- he/she is liable to be disqualified. Cellular phones, pager and other Electronic devices are not allowed during the examination. Candidates must deposit these items in the custody of the supervisory staff well before the commencement of the Examination.
3. A candidate, who reports after 30 minutes of the commencement of the Examination, shall not be permitted to take the Examination.
4. Write your Roll No./Enrollment No. neatly and correctly on the right side of Answer Book in the box shown below the caption "To be filled by the candidate".
5. Write carefully the Name of Examination, Name of the Subject, Name of Paper/Course, Date of Examination at two places viz on the right side and on the left side of the cover page of the Answer Book at the space provided for purpose.
6. Mention the same Question No. against the answer of a question as given in the Question paper.
7. **After the declaration of result**, if the result of any candidate is captioned as PMA/LO/IR/DE/, he/she should immediately bring it to the notice of the Tabulation Section of Examination Wing within 15 days positively, failing which no claim whatsoever shall be entertained.
8. If a candidate appears in the subject/paper in which He/She is not otherwise eligible, His/Her examination to that subject/paper shall stand automatically cancelled and the candidate will have no claim whatsoever.



# University of Kashmir, Srinagar

## Admit Card

UG 5TH & 6TH Semester Backlog Examination Batch-2015.

<b>Course:</b>	<b>BA</b>	<b>Roll No:</b>	<b>20562054</b>
<b>Session:</b>	<b>Bi-Ann</b>	<b>Year:</b>	<b>2020</b>
<b>Name of the Candidate:</b>	<b>MASRAT JAN</b>		
<b>Son/Daughter of:</b>	<b>GH RASOOL SHEROO</b>		
<b>Centre No:</b>	<b>3</b>		
<b>Name of the Centre:</b>	<b>GOVT DEGREE COLLEGE, ANANTNAG (BOYS)</b>		
<b>Subject(s) in which to be Examined:</b>	<b>SO05</b>		

Please admit the candidate (Provisionally) in the center for the subjects(s) mentioned in the statement to be held on the dates as given in the Date Sheet

**Sd/-**  
**Deputy controller of Examination**

### Important Examination and Result Guidelines:

While attempting your question paper in the examination hall, you have to strictly abide by various instructions which are printed on the cover page of each Answer Book. Some of the important guidelines are reproduced here for your benefit.

**Note: The appearance of the candidate is purely on provisional basis subject to determination of eligibility**

1. Always keep the Examination Admit Card/Roll No. Slip with you and show it the supervisory staff/inspection team on duty as and when required/demanded.
2. No candidate shall be allowed to carry inside the Examination Hall, any textual material, printed or written, bits of paper or any other material of like nature. If any candidate is found in possession of such material after commencement of examination- whether in use or not- he/she is liable to be disqualified. Cellular phones, pager and other Electronic devices are not allowed during the examination. Candidates must deposit these items in the custody of the supervisory staff well before the commencement of the Examination.
3. A candidate, who reports after 30 minutes of the commencement of the Examination, shall not be permitted to take the Examination.
4. Write your Roll No./Enrollment No. neatly and correctly on the right side of Answer Book in the box shown below the caption "To be filled by the candidate".
5. Write carefully the Name of Examination, Name of the Subject, Name of Paper/Course, Date of Examination at two places viz on the right side and on the left side of the cover page of the Answer Book at the space provided for purpose.
6. Mention the same Question No. against the answer of a question as given in the Question paper.
7. **After the declaration of result**, if the result of any candidate is captioned as PMA/LO/IR/DE/, he/she should immediately bring it to the notice of the Tabulation Section of Examination Wing within 15 days positively, failing which no claim whatsoever shall be entertained.
8. If a candidate appears in the subject/paper in which He/She is not otherwise eligible, His/Her examination to that subject/paper shall stand automatically cancelled and the candidate will have no claim whatsoever.



# University of Kashmir, Srinagar

## Admit Card

UG 5TH & 6TH Semester Backlog Examination Batch-2015.

<b>Course:</b>	<b>BA</b>	<b>Roll No:</b>	<b>20562055</b>
<b>Session:</b>	<b>Bi-Ann</b>	<b>Year:</b>	<b>2020</b>
<b>Name of the Candidate:</b>	SHAHNAWAZ HUSSAIN HAJAM		
<b>Son/Daughter of:</b>	ABDUL GANI HAJAM		
<b>Centre No:</b>	3		
<b>Name of the Centre:</b>	GOVT DEGREE COLLEGE, ANANTNAG (BOYS)		
<b>Subject(s) in which to be Examined:</b>	ENG05		



Please admit the candidate (Provisionally) in the center for the subjects(s) mentioned in the statement to be held on the dates as given in the Date Sheet

**Sd/-**  
**Deputy controller of Examination**

### Important Examination and Result Guidelines:

While attempting your question paper in the examination hall, you have to strictly abide by various instructions which are printed on the cover page of each Answer Book. Some of the important guidelines are reproduced here for your benefit.

**Note: The appearance of the candidate is purely on provisional basis subject to determination of eligibility**

1. Always keep the Examination Admit Card/Roll No. Slip with you and show it the supervisory staff/inspection team on duty as and when required/demanded.
2. No candidate shall be allowed to carry inside the Examination Hall, any textual material, printed or written, bits of paper or any other material of like nature. If any candidate is found in possession of such material after commencement of examination- whether in use or not- he/she is liable to be disqualified. Cellular phones, pager and other Electronic devices are not allowed during the examination. Candidates must deposit these items in the custody of the supervisory staff well before the commencement of the Examination.
3. A candidate, who reports after 30 minutes of the commencement of the Examination, shall not be permitted to take the Examination.
4. Write your Roll No./Enrollment No. neatly and correctly on the right side of Answer Book in the box shown below the caption "To be filled by the candidate".
5. Write carefully the Name of Examination, Name of the Subject, Name of Paper/Course, Date of Examination at two places viz on the right side and on the left side of the cover page of the Answer Book at the space provided for purpose.
6. Mention the same Question No. against the answer of a question as given in the Question paper.
7. **After the declaration of result**, if the result of any candidate is captioned as PMA/LO/IR/DE/, he/she should immediately bring it to the notice of the Tabulation Section of Examination Wing within 15 days positively, failing which no claim whatsoever shall be entertained.
8. If a candidate appears in the subject/paper in which He/She is not otherwise eligible, His/Her examination to that subject/paper shall stand automatically cancelled and the candidate will have no claim whatsoever.



# University of Kashmir, Srinagar

## Admit Card

UG 5TH & 6TH Semester Backlog Examination Batch-2015.

<b>Course:</b>	<b>BA</b>	<b>Roll No:</b>	<b>20562056</b>
<b>Session:</b>	<b>Bi-Ann</b>	<b>Year:</b>	<b>2020</b>
<b>Name of the Candidate:</b>	SEERAT UN NISA		
<b>Son/Daughter of:</b>	MUSHTAQ AHMAD BHAT		
<b>Centre No:</b>	3		
<b>Name of the Centre:</b>	GOVT DEGREE COLLEGE, ANANTNAG (BOYS)		
<b>Subject(s) in which to be Examined:</b>	ENG05		



Please admit the candidate (Provisionally) in the center for the subjects(s) mentioned in the statement to be held on the dates as given in the Date Sheet

**Sd/-**  
**Deputy controller of Examination**

### Important Examination and Result Guidelines:

While attempting your question paper in the examination hall, you have to strictly abide by various instructions which are printed on the cover page of each Answer Book. Some of the important guidelines are reproduced here for your benefit.

**Note: The appearance of the candidate is purely on provisional basis subject to determination of eligibility**

1. Always keep the Examination Admit Card/Roll No. Slip with you and show it the supervisory staff/inspection team on duty as and when required/demanded.
2. No candidate shall be allowed to carry inside the Examination Hall, any textual material, printed or written, bits of paper or any other material of like nature. If any candidate is found in possession of such material after commencement of examination- whether in use or not- he/she is liable to be disqualified. Cellular phones, pager and other Electronic devices are not allowed during the examination. Candidates must deposit these items in the custody of the supervisory staff well before the commencement of the Examination.
3. A candidate, who reports after 30 minutes of the commencement of the Examination, shall not be permitted to take the Examination.
4. Write your Roll No./Enrollment No. neatly and correctly on the right side of Answer Book in the box shown below the caption "To be filled by the candidate".
5. Write carefully the Name of Examination, Name of the Subject, Name of Paper/Course, Date of Examination at two places viz on the right side and on the left side of the cover page of the Answer Book at the space provided for purpose.
6. Mention the same Question No. against the answer of a question as given in the Question paper.
7. **After the declaration of result**, if the result of any candidate is captioned as PMA/LO/IR/DE/, he/she should immediately bring it to the notice of the Tabulation Section of Examination Wing within 15 days positively, failing which no claim whatsoever shall be entertained.
8. If a candidate appears in the subject/paper in which He/She is not otherwise eligible, His/Her examination to that subject/paper shall stand automatically cancelled and the candidate will have no claim whatsoever.



# University of Kashmir, Srinagar

## Admit Card

UG 5TH & 6TH Semester Backlog Examination Batch-2015.

<b>Course:</b>	<b>BA</b>	<b>Roll No:</b>	<b>20562057</b>
<b>Session:</b>	<b>Bi-Ann</b>	<b>Year:</b>	<b>2020</b>
<b>Name of the Candidate:</b>	RAHEELA RIYAZ		
<b>Son/Daughter of:</b>	RIYAZ AHMAD SHAPOO		
<b>Centre No:</b>	3		
<b>Name of the Centre:</b>	GOVT DEGREE COLLEGE, ANANTNAG (BOYS)		
<b>Subject(s) in which to be Examined:</b>	ED05		



Please admit the candidate (Provisionally) in the center for the subjects(s) mentioned in the statement to be held on the dates as given in the Date Sheet

**Sd/-**  
**Deputy controller of Examination**

### Important Examination and Result Guidelines:

While attempting your question paper in the examination hall, you have to strictly abide by various instructions which are printed on the cover page of each Answer Book. Some of the important guidelines are reproduced here for your benefit.

**Note: The appearance of the candidate is purely on provisional basis subject to determination of eligibility**


1. Always keep the Examination Admit Card/Roll No. Slip with you and show it the supervisory staff/inspection team on duty as and when required/demanded.
2. No candidate shall be allowed to carry inside the Examination Hall, any textual material, printed or written, bits of paper or any other material of like nature. If any candidate is found in possession of such material after commencement of examination- whether in use or not- he/she is liable to be disqualified. Cellular phones, pager and other Electronic devices are not allowed during the examination. Candidates must deposit these items in the custody of the supervisory staff well before the commencement of the Examination.
3. A candidate, who reports after 30 minutes of the commencement of the Examination, shall not be permitted to take the Examination.
4. Write your Roll No./Enrollment No. neatly and correctly on the right side of Answer Book in the box shown below the caption "To be filled by the candidate".
5. Write carefully the Name of Examination, Name of the Subject, Name of Paper/Course, Date of Examination at two places viz on the right side and on the left side of the cover page of the Answer Book at the space provided for purpose.
6. Mention the same Question No. against the answer of a question as given in the Question paper.
7. **After the declaration of result**, if the result of any candidate is captioned as PMA/LO/IR/DE/, he/she should immediately bring it to the notice of the Tabulation Section of Examination Wing within 15 days positively, failing which no claim whatsoever shall be entertained.
8. If a candidate appears in the subject/paper in which He/She is not otherwise eligible, His/Her examination to that subject/paper shall stand automatically cancelled and the candidate will have no claim whatsoever.



# University of Kashmir, Srinagar

## Admit Card

UG 5TH & 6TH Semester Backlog Examination Batch-2015.

<b>Course:</b>	<b>BA</b>	<b>Roll No:</b>	<b>20562058</b>
<b>Session:</b>	<b>Bi-Ann</b>	<b>Year:</b>	<b>2020</b>
<b>Name of the Candidate:</b>	<b>MUSHKOOR AHMED</b>		
<b>Son/Daughter of:</b>	<b>AB RASHID BOHRU</b>		
<b>Centre No:</b>	<b>3</b>		
<b>Name of the Centre:</b>	<b>GOVT DEGREE COLLEGE, ANANTNAG (BOYS)</b>		
<b>Subject(s) in which to be Examined:</b>	<b>ENG05-ENG06-UR06</b>		

Please admit the candidate (Provisionally) in the center for the subjects(s) mentioned in the statement to be held on the dates as given in the Date Sheet

**Sd/-**  
**Deputy controller of Examination**

### Important Examination and Result Guidelines:

While attempting your question paper in the examination hall, you have to strictly abide by various instructions which are printed on the cover page of each Answer Book. Some of the important guidelines are reproduced here for your benefit.

**Note: The appearance of the candidate is purely on provisional basis subject to determination of eligibility**


1. Always keep the Examination Admit Card/Roll No. Slip with you and show it the supervisory staff/inspection team on duty as and when required/demanded.
2. No candidate shall be allowed to carry inside the Examination Hall, any textual material, printed or written, bits of paper or any other material of like nature. If any candidate is found in possession of such material after commencement of examination- whether in use or not- he/she is liable to be disqualified. Cellular phones, pager and other Electronic devices are not allowed during the examination. Candidates must deposit these items in the custody of the supervisory staff well before the commencement of the Examination.
3. A candidate, who reports after 30 minutes of the commencement of the Examination, shall not be permitted to take the Examination.
4. Write your Roll No./Enrollment No. neatly and correctly on the right side of Answer Book in the box shown below the caption "To be filled by the candidate".
5. Write carefully the Name of Examination, Name of the Subject, Name of Paper/Course, Date of Examination at two places viz on the right side and on the left side of the cover page of the Answer Book at the space provided for purpose.
6. Mention the same Question No. against the answer of a question as given in the Question paper.
7. **After the declaration of result**, if the result of any candidate is captioned as PMA/LO/IR/DE/, he/she should immediately bring it to the notice of the Tabulation Section of Examination Wing within 15 days positively, failing which no claim whatsoever shall be entertained.
8. If a candidate appears in the subject/paper in which He/She is not otherwise eligible, His/Her examination to that subject/paper shall stand automatically cancelled and the candidate will have no claim whatsoever.



# University of Kashmir, Srinagar

## Admit Card

UG 5TH & 6TH Semester Backlog Examination Batch-2015.

<b>Course:</b>	<b>BA</b>	<b>Roll No:</b>	<b>20562059</b>
<b>Session:</b>	<b>Bi-Ann</b>	<b>Year:</b>	<b>2020</b>
<b>Name of the Candidate:</b>	AFTAB AHMAD AHANGER		
<b>Son/Daughter of:</b>	MUSHTAQ AHMAD AHANGER		
<b>Centre No:</b>	3		
<b>Name of the Centre:</b>	GOVT DEGREE COLLEGE, ANANTNAG (BOYS)		
<b>Subject(s) in which to be Examined:</b>	ENG05		

Please admit the candidate (Provisionally) in the center for the subjects(s) mentioned in the statement to be held on the dates as given in the Date Sheet

**Sd/-**  
**Deputy controller of Examination**

### Important Examination and Result Guidelines:

While attempting your question paper in the examination hall, you have to strictly abide by various instructions which are printed on the cover page of each Answer Book. Some of the important guidelines are reproduced here for your benefit.

**Note: The appearance of the candidate is purely on provisional basis subject to determination of eligibility**

1. Always keep the Examination Admit Card/Roll No. Slip with you and show it the supervisory staff/inspection team on duty as and when required/demanded.
2. No candidate shall be allowed to carry inside the Examination Hall, any textual material, printed or written, bits of paper or any other material of like nature. If any candidate is found in possession of such material after commencement of examination- whether in use or not- he/she is liable to be disqualified. Cellular phones, pager and other Electronic devices are not allowed during the examination. Candidates must deposit these items in the custody of the supervisory staff well before the commencement of the Examination.
3. A candidate, who reports after 30 minutes of the commencement of the Examination, shall not be permitted to take the Examination.
4. Write your Roll No./Enrollment No. neatly and correctly on the right side of Answer Book in the box shown below the caption "To be filled by the candidate".
5. Write carefully the Name of Examination, Name of the Subject, Name of Paper/Course, Date of Examination at two places viz on the right side and on the left side of the cover page of the Answer Book at the space provided for purpose.
6. Mention the same Question No. against the answer of a question as given in the Question paper.
7. **After the declaration of result**, if the result of any candidate is captioned as PMA/LO/IR/DE/, he/she should immediately bring it to the notice of the Tabulation Section of Examination Wing within 15 days positively, failing which no claim whatsoever shall be entertained.
8. If a candidate appears in the subject/paper in which He/She is not otherwise eligible, His/Her examination to that subject/paper shall stand automatically cancelled and the candidate will have no claim whatsoever.



# University of Kashmir, Srinagar

## Admit Card

UG 5TH & 6TH Semester Backlog Examination Batch-2015.

<b>Course:</b>	<b>BA</b>	<b>Roll No:</b>	<b>20562060</b>
<b>Session:</b>	Bi-Ann	<b>Year:</b>	2020
<b>Name of the Candidate:</b>	SUMYRA JAN		
<b>Son/Daughter of:</b>	GUL MOHAMMAD DAR		
<b>Centre No:</b>	3		
<b>Name of the Centre:</b>	GOVT DEGREE COLLEGE, ANANTNAG (BOYS)		
<b>Subject(s) in which to be Examined:</b>	ENG05		



Please admit the candidate (Provisionally) in the center for the subjects(s) mentioned in the statement to be held on the dates as given in the Date Sheet

Sd/-  
Deputy controller of Examination

### Important Examination and Result Guidelines:

While attempting your question paper in the examination hall, you have to strictly abide by various instructions which are printed on the cover page of each Answer Book. Some of the important guidelines are reproduced here for your benefit.

**Note: The appearance of the candidate is purely on provisional basis subject to determination of eligibility**

1. Always keep the Examination Admit Card/Roll No. Slip with you and show it the supervisory staff/inspection team on duty as and when required/demanded.
2. No candidate shall be allowed to carry inside the Examination Hall, any textual material, printed or written, bits of paper or any other material of like nature. If any candidate is found in possession of such material after commencement of examination- whether in use or not- he/she is liable to be disqualified. Cellular phones, pager and other Electronic devices are not allowed during the examination. Candidates must deposit these items in the custody of the supervisory staff well before the commencement of the Examination.
3. A candidate, who reports after 30 minutes of the commencement of the Examination, shall not be permitted to take the Examination.
4. Write your Roll No./Enrollment No. neatly and correctly on the right side of Answer Book in the box shown below the caption "To be filled by the candidate".
5. Write carefully the Name of Examination, Name of the Subject, Name of Paper/Course, Date of Examination at two places viz on the right side and on the left side of the cover page of the Answer Book at the space provided for purpose.
6. Mention the same Question No. against the answer of a question as given in the Question paper.
7. **After the declaration of result**, if the result of any candidate is captioned as PMA/LO/IR/DE/, he/she should immediately bring it to the notice of the Tabulation Section of Examination Wing within 15 days positively, failing which no claim whatsoever shall be entertained.
8. If a candidate appears in the subject/paper in which He/She is not otherwise eligible, His/Her examination to that subject/paper shall stand automatically cancelled and the candidate will have no claim whatsoever.





# University of Kashmir, Srinagar

## Admit Card

UG 5TH & 6TH Semester Backlog Examination Batch-2015.

<b>Course:</b>	<b>BA</b>	<b>Roll No:</b>	<b>20562061</b>
<b>Session:</b>	Bi-Ann	<b>Year:</b>	2020
<b>Name of the Candidate:</b>	MUNTAZIR BASHIR		
<b>Son/Daughter of:</b>	BASHIR AHMAD MAGRAY		
<b>Centre No:</b>	3		
<b>Name of the Centre:</b>	GOVT DEGREE COLLEGE, ANANTNAG (BOYS)		
<b>Subject(s) in which to be Examined:</b>	PSY05-SO05		



Please admit the candidate (Provisionally) in the center for the subjects(s) mentioned in the statement to be held on the dates as given in the Date Sheet

**Sd/-**  
**Deputy controller of Examination**

### Important Examination and Result Guidelines:

While attempting your question paper in the examination hall, you have to strictly abide by various instructions which are printed on the cover page of each Answer Book. Some of the important guidelines are reproduced here for your benefit.

**Note: The appearance of the candidate is purely on provisional basis subject to determination of eligibility**

1. Always keep the Examination Admit Card/Roll No. Slip with you and show it the supervisory staff/inspection team on duty as and when required/demanded.
2. No candidate shall be allowed to carry inside the Examination Hall, any textual material, printed or written, bits of paper or any other material of like nature. If any candidate is found in possession of such material after commencement of examination- whether in use or not- he/she is liable to be disqualified. Cellular phones, pager and other Electronic devices are not allowed during the examination. Candidates must deposit these items in the custody of the supervisory staff well before the commencement of the Examination.
3. A candidate, who reports after 30 minutes of the commencement of the Examination, shall not be permitted to take the Examination.
4. Write your Roll No./Enrollment No. neatly and correctly on the right side of Answer Book in the box shown below the caption "To be filled by the candidate".
5. Write carefully the Name of Examination, Name of the Subject, Name of Paper/Course, Date of Examination at two places viz on the right side and on the left side of the cover page of the Answer Book at the space provided for purpose.
6. Mention the same Question No. against the answer of a question as given in the Question paper.
7. **After the declaration of result**, if the result of any candidate is captioned as PMA/LO/IR/DE/, he/she should immediately bring it to the notice of the Tabulation Section of Examination Wing within 15 days positively, failing which no claim whatsoever shall be entertained.
8. If a candidate appears in the subject/paper in which He/She is not otherwise eligible, His/Her examination to that subject/paper shall stand automatically cancelled and the candidate will have no claim whatsoever.



# University of Kashmir, Srinagar

## Admit Card

UG 5TH & 6TH Semester Backlog Examination Batch-2015.

<b>Course:</b>	<b>BA</b>	<b>Roll No:</b>	<b>20562062</b>
<b>Session:</b>	<b>Bi-Ann</b>	<b>Year:</b>	<b>2020</b>
<b>Name of the Candidate:</b>	AAMIR HUSSAIN GANIE		
<b>Son/Daughter of:</b>	GH QADIR GANIE		
<b>Centre No:</b>	3		
<b>Name of the Centre:</b>	GOVT DEGREE COLLEGE, ANANTNAG (BOYS)		
<b>Subject(s) in which to be Examined:</b>	ENG05		



Please admit the candidate (Provisionally) in the center for the subjects(s) mentioned in the statement to be held on the dates as given in the Date Sheet

**Sd/-**  
**Deputy controller of Examination**

### Important Examination and Result Guidelines:

While attempting your question paper in the examination hall, you have to strictly abide by various instructions which are printed on the cover page of each Answer Book. Some of the important guidelines are reproduced here for your benefit.

**Note: The appearance of the candidate is purely on provisional basis subject to determination of eligibility**


1. Always keep the Examination Admit Card/Roll No. Slip with you and show it the supervisory staff/inspection team on duty as and when required/demanded.
2. No candidate shall be allowed to carry inside the Examination Hall, any textual material, printed or written, bits of paper or any other material of like nature. If any candidate is found in possession of such material after commencement of examination- whether in use or not- he/she is liable to be disqualified. Cellular phones, pager and other Electronic devices are not allowed during the examination. Candidates must deposit these items in the custody of the supervisory staff well before the commencement of the Examination.
3. A candidate, who reports after 30 minutes of the commencement of the Examination, shall not be permitted to take the Examination.
4. Write your Roll No./Enrollment No. neatly and correctly on the right side of Answer Book in the box shown below the caption "To be filled by the candidate".
5. Write carefully the Name of Examination, Name of the Subject, Name of Paper/Course, Date of Examination at two places viz on the right side and on the left side of the cover page of the Answer Book at the space provided for purpose.
6. Mention the same Question No. against the answer of a question as given in the Question paper.
7. **After the declaration of result**, if the result of any candidate is captioned as PMA/LO/IR/DE/, he/she should immediately bring it to the notice of the Tabulation Section of Examination Wing within 15 days positively, failing which no claim whatsoever shall be entertained.
8. If a candidate appears in the subject/paper in which He/She is not otherwise eligible, His/Her examination to that subject/paper shall stand automatically cancelled and the candidate will have no claim whatsoever.



# University of Kashmir, Srinagar

## Admit Card

UG 5TH & 6TH Semester Backlog Examination Batch-2015.

<b>Course:</b>	<b>BA</b>	<b>Roll No:</b>	<b>20562063</b>
<b>Session:</b>	Bi-Ann	<b>Year:</b>	2020
<b>Name of the Candidate:</b>	MOHD SHAHEEN NAIK		
<b>Son/Daughter of:</b>	MOHD HANIF NAIK		
<b>Centre No:</b>	3		
<b>Name of the Centre:</b>	GOVT DEGREE COLLEGE, ANANTNAG (BOYS)		
<b>Subject(s) in which to be Examined:</b>	ENG05		

Please admit the candidate (Provisionally) in the center for the subjects(s) mentioned in the statement to be held on the dates as given in the Date Sheet

**Sd/-**  
**Deputy controller of Examination**

### Important Examination and Result Guidelines:

While attempting your question paper in the examination hall, you have to strictly abide by various instructions which are printed on the cover page of each Answer Book. Some of the important guidelines are reproduced here for your benefit.

**Note: The appearance of the candidate is purely on provisional basis subject to determination of eligibility**

1. Always keep the Examination Admit Card/Roll No. Slip with you and show it the supervisory staff/inspection team on duty as and when required/demanded.
2. No candidate shall be allowed to carry inside the Examination Hall, any textual material, printed or written, bits of paper or any other material of like nature. If any candidate is found in possession of such material after commencement of examination- whether in use or not- he/she is liable to be disqualified. Cellular phones, pager and other Electronic devices are not allowed during the examination. Candidates must deposit these items in the custody of the supervisory staff well before the commencement of the Examination.
3. A candidate, who reports after 30 minutes of the commencement of the Examination, shall not be permitted to take the Examination.
4. Write your Roll No./Enrollment No. neatly and correctly on the right side of Answer Book in the box shown below the caption "To be filled by the candidate".
5. Write carefully the Name of Examination, Name of the Subject, Name of Paper/Course, Date of Examination at two places viz on the right side and on the left side of the cover page of the Answer Book at the space provided for purpose.
6. Mention the same Question No. against the answer of a question as given in the Question paper.
7. **After the declaration of result**, if the result of any candidate is captioned as PMA/LO/IR/DE/, he/she should immediately bring it to the notice of the Tabulation Section of Examination Wing within 15 days positively, failing which no claim whatsoever shall be entertained.
8. If a candidate appears in the subject/paper in which He/She is not otherwise eligible, His/Her examination to that subject/paper shall stand automatically cancelled and the candidate will have no claim whatsoever.



# University of Kashmir, Srinagar

## Admit Card

UG 5TH & 6TH Semester Backlog Examination Batch-2015.

<b>Course:</b>	<b>BA</b>	<b>Roll No:</b>	<b>20562064</b>
<b>Session:</b>	<b>Bi-Ann</b>	<b>Year:</b>	<b>2020</b>
<b>Name of the Candidate:</b>	FAIZAN AHMAD KELAM		
<b>Son/Daughter of:</b>	GH NABI KELAM		
<b>Centre No:</b>	3		
<b>Name of the Centre:</b>	GOVT DEGREE COLLEGE, ANANTNAG (BOYS)		
<b>Subject(s) in which to be Examined:</b>	SO05		



Please admit the candidate (Provisionally) in the center for the subjects(s) mentioned in the statement to be held on the dates as given in the Date Sheet

**Sd/-**  
**Deputy controller of Examination**

### Important Examination and Result Guidelines:

While attempting your question paper in the examination hall, you have to strictly abide by various instructions which are printed on the cover page of each Answer Book. Some of the important guidelines are reproduced here for your benefit.

**Note: The appearance of the candidate is purely on provisional basis subject to determination of eligibility**

1. Always keep the Examination Admit Card/Roll No. Slip with you and show it the supervisory staff/inspection team on duty as and when required/demanded.
2. No candidate shall be allowed to carry inside the Examination Hall, any textual material, printed or written, bits of paper or any other material of like nature. If any candidate is found in possession of such material after commencement of examination- whether in use or not- he/she is liable to be disqualified. Cellular phones, pager and other Electronic devices are not allowed during the examination. Candidates must deposit these items in the custody of the supervisory staff well before the commencement of the Examination.
3. A candidate, who reports after 30 minutes of the commencement of the Examination, shall not be permitted to take the Examination.
4. Write your Roll No./Enrollment No. neatly and correctly on the right side of Answer Book in the box shown below the caption "To be filled by the candidate".
5. Write carefully the Name of Examination, Name of the Subject, Name of Paper/Course, Date of Examination at two places viz on the right side and on the left side of the cover page of the Answer Book at the space provided for purpose.
6. Mention the same Question No. against the answer of a question as given in the Question paper.
7. **After the declaration of result**, if the result of any candidate is captioned as PMA/LO/IR/DE/, he/she should immediately bring it to the notice of the Tabulation Section of Examination Wing within 15 days positively, failing which no claim whatsoever shall be entertained.
8. If a candidate appears in the subject/paper in which He/She is not otherwise eligible, His/Her examination to that subject/paper shall stand automatically cancelled and the candidate will have no claim whatsoever.



# University of Kashmir, Srinagar

## Admit Card

UG 5TH & 6TH Semester Backlog Examination Batch-2015.

<b>Course:</b>	<b>BA</b>	<b>Roll No:</b>	<b>20562065</b>
<b>Session:</b>	<b>Bi-Ann</b>	<b>Year:</b>	<b>2020</b>
<b>Name of the Candidate:</b>	ISHRAT JAN		
<b>Son/Daughter of:</b>	GH MOHI UD DIN MALIK		
<b>Centre No:</b>	3		
<b>Name of the Centre:</b>	GOVT DEGREE COLLEGE, ANANTNAG (BOYS)		
<b>Subject(s) in which to be Examined:</b>	ENG05		



Please admit the candidate (Provisionally) in the center for the subjects(s) mentioned in the statement to be held on the dates as given in the Date Sheet

**Sd/-**  
**Deputy controller of Examination**

### Important Examination and Result Guidelines:

While attempting your question paper in the examination hall, you have to strictly abide by various instructions which are printed on the cover page of each Answer Book. Some of the important guidelines are reproduced here for your benefit.

**Note: The appearance of the candidate is purely on provisional basis subject to determination of eligibility**


1. Always keep the Examination Admit Card/Roll No. Slip with you and show it the supervisory staff/inspection team on duty as and when required/demanded.
2. No candidate shall be allowed to carry inside the Examination Hall, any textual material, printed or written, bits of paper or any other material of like nature. If any candidate is found in possession of such material after commencement of examination- whether in use or not- he/she is liable to be disqualified. Cellular phones, pager and other Electronic devices are not allowed during the examination. Candidates must deposit these items in the custody of the supervisory staff well before the commencement of the Examination.
3. A candidate, who reports after 30 minutes of the commencement of the Examination, shall not be permitted to take the Examination.
4. Write your Roll No./Enrollment No. neatly and correctly on the right side of Answer Book in the box shown below the caption "To be filled by the candidate".
5. Write carefully the Name of Examination, Name of the Subject, Name of Paper/Course, Date of Examination at two places viz on the right side and on the left side of the cover page of the Answer Book at the space provided for purpose.
6. Mention the same Question No. against the answer of a question as given in the Question paper.
7. **After the declaration of result**, if the result of any candidate is captioned as PMA/LO/IR/DE/, he/she should immediately bring it to the notice of the Tabulation Section of Examination Wing within 15 days positively, failing which no claim whatsoever shall be entertained.
8. If a candidate appears in the subject/paper in which He/She is not otherwise eligible, His/Her examination to that subject/paper shall stand automatically cancelled and the candidate will have no claim whatsoever.



# University of Kashmir, Srinagar

## Admit Card

UG 5TH & 6TH Semester Backlog Examination Batch-2015.

<b>Course:</b>	<b>BA</b>	<b>Roll No:</b>	<b>20562066</b>
<b>Session:</b>	<b>Bi-Ann</b>	<b>Year:</b>	<b>2020</b>
<b>Name of the Candidate:</b>	<b>ROHI JAN</b>		
<b>Son/Daughter of:</b>	<b>BASHIR AHMAD GANIE</b>		
<b>Centre No:</b>	<b>3</b>		
<b>Name of the Centre:</b>	<b>GOVT DEGREE COLLEGE, ANANTNAG (BOYS)</b>		
<b>Subject(s) in which to be Examined:</b>	<b>SO05</b>		

Please admit the candidate (Provisionally) in the center for the subjects(s) mentioned in the statement to be held on the dates as given in the Date Sheet

**Sd/-**  
**Deputy controller of Examination**

### Important Examination and Result Guidelines:

While attempting your question paper in the examination hall, you have to strictly abide by various instructions which are printed on the cover page of each Answer Book. Some of the important guidelines are reproduced here for your benefit.

**Note: The appearance of the candidate is purely on provisional basis subject to determination of eligibility**


1. Always keep the Examination Admit Card/Roll No. Slip with you and show it the supervisory staff/inspection team on duty as and when required/demanded.
2. No candidate shall be allowed to carry inside the Examination Hall, any textual material, printed or written, bits of paper or any other material of like nature. If any candidate is found in possession of such material after commencement of examination- whether in use or not- he/she is liable to be disqualified. Cellular phones, pager and other Electronic devices are not allowed during the examination. Candidates must deposit these items in the custody of the supervisory staff well before the commencement of the Examination.
3. A candidate, who reports after 30 minutes of the commencement of the Examination, shall not be permitted to take the Examination.
4. Write your Roll No./Enrollment No. neatly and correctly on the right side of Answer Book in the box shown below the caption "To be filled by the candidate".
5. Write carefully the Name of Examination, Name of the Subject, Name of Paper/Course, Date of Examination at two places viz on the right side and on the left side of the cover page of the Answer Book at the space provided for purpose.
6. Mention the same Question No. against the answer of a question as given in the Question paper.
7. **After the declaration of result**, if the result of any candidate is captioned as PMA/LO/IR/DE/, he/she should immediately bring it to the notice of the Tabulation Section of Examination Wing within 15 days positively, failing which no claim whatsoever shall be entertained.
8. If a candidate appears in the subject/paper in which He/She is not otherwise eligible, His/Her examination to that subject/paper shall stand automatically cancelled and the candidate will have no claim whatsoever.



# University of Kashmir, Srinagar

## Admit Card

UG 5TH & 6TH Semester Backlog Examination Batch-2015.

<b>Course:</b>	<b>BA</b>	<b>Roll No:</b>	<b>20562067</b>
<b>Session:</b>	<b>Bi-Ann</b>	<b>Year:</b>	<b>2020</b>
<b>Name of the Candidate:</b>	SHAKIR AHMAD MALIK		
<b>Son/Daughter of:</b>	MOHAMMAD YOUSUF MALIK		
<b>Centre No:</b>	3		
<b>Name of the Centre:</b>	GOVT DEGREE COLLEGE, ANANTNAG (BOYS)		
<b>Subject(s) in which to be Examined:</b>	SO05		

Please admit the candidate (Provisionally) in the center for the subjects(s) mentioned in the statement to be held on the dates as given in the Date Sheet

**Sd/-**  
**Deputy controller of Examination**

### Important Examination and Result Guidelines:

While attempting your question paper in the examination hall, you have to strictly abide by various instructions which are printed on the cover page of each Answer Book. Some of the important guidelines are reproduced here for your benefit.

**Note: The appearance of the candidate is purely on provisional basis subject to determination of eligibility**


1. Always keep the Examination Admit Card/Roll No. Slip with you and show it the supervisory staff/inspection team on duty as and when required/demanded.
2. No candidate shall be allowed to carry inside the Examination Hall, any textual material, printed or written, bits of paper or any other material of like nature. If any candidate is found in possession of such material after commencement of examination- whether in use or not- he/she is liable to be disqualified. Cellular phones, pager and other Electronic devices are not allowed during the examination. Candidates must deposit these items in the custody of the supervisory staff well before the commencement of the Examination.
3. A candidate, who reports after 30 minutes of the commencement of the Examination, shall not be permitted to take the Examination.
4. Write your Roll No./Enrollment No. neatly and correctly on the right side of Answer Book in the box shown below the caption "To be filled by the candidate".
5. Write carefully the Name of Examination, Name of the Subject, Name of Paper/Course, Date of Examination at two places viz on the right side and on the left side of the cover page of the Answer Book at the space provided for purpose.
6. Mention the same Question No. against the answer of a question as given in the Question paper.
7. **After the declaration of result**, if the result of any candidate is captioned as PMA/LO/IR/DE/, he/she should immediately bring it to the notice of the Tabulation Section of Examination Wing within 15 days positively, failing which no claim whatsoever shall be entertained.
8. If a candidate appears in the subject/paper in which He/She is not otherwise eligible, His/Her examination to that subject/paper shall stand automatically cancelled and the candidate will have no claim whatsoever.



# University of Kashmir, Srinagar

## Admit Card

UG 5TH & 6TH Semester Backlog Examination Batch-2015.

<b>Course:</b>	<b>BA</b>	<b>Roll No:</b>	<b>20562068</b>
<b>Session:</b>	<b>Bi-Ann</b>	<b>Year:</b>	<b>2020</b>
<b>Name of the Candidate:</b>	KHURSHID AHMAD ITOO		
<b>Son/Daughter of:</b>	MOHAMMAD AHSAN ITOO		
<b>Centre No:</b>	3		
<b>Name of the Centre:</b>	GOVT DEGREE COLLEGE, ANANTNAG (BOYS)		
<b>Subject(s) in which to be Examined:</b>	ENG05		

Please admit the candidate (Provisionally) in the center for the subjects(s) mentioned in the statement to be held on the dates as given in the Date Sheet

**Sd/-**  
**Deputy controller of Examination**

### Important Examination and Result Guidelines:

While attempting your question paper in the examination hall, you have to strictly abide by various instructions which are printed on the cover page of each Answer Book. Some of the important guidelines are reproduced here for your benefit.

**Note: The appearance of the candidate is purely on provisional basis subject to determination of eligibility**

1. Always keep the Examination Admit Card/Roll No. Slip with you and show it the supervisory staff/inspection team on duty as and when required/demanded.
2. No candidate shall be allowed to carry inside the Examination Hall, any textual material, printed or written, bits of paper or any other material of like nature. If any candidate is found in possession of such material after commencement of examination- whether in use or not- he/she is liable to be disqualified. Cellular phones, pager and other Electronic devices are not allowed during the examination. Candidates must deposit these items in the custody of the supervisory staff well before the commencement of the Examination.
3. A candidate, who reports after 30 minutes of the commencement of the Examination, shall not be permitted to take the Examination.
4. Write your Roll No./Enrollment No. neatly and correctly on the right side of Answer Book in the box shown below the caption "To be filled by the candidate".
5. Write carefully the Name of Examination, Name of the Subject, Name of Paper/Course, Date of Examination at two places viz on the right side and on the left side of the cover page of the Answer Book at the space provided for purpose.
6. Mention the same Question No. against the answer of a question as given in the Question paper.
7. **After the declaration of result**, if the result of any candidate is captioned as PMA/LO/IR/DE/, he/she should immediately bring it to the notice of the Tabulation Section of Examination Wing within 15 days positively, failing which no claim whatsoever shall be entertained.
8. If a candidate appears in the subject/paper in which He/She is not otherwise eligible, His/Her examination to that subject/paper shall stand automatically cancelled and the candidate will have no claim whatsoever.






# University of Kashmir, Srinagar

## Admit Card

UG 5TH & 6TH Semester Backlog Examination Batch-2015.

<b>Course:</b>	<b>BA</b>	<b>Roll No:</b>	<b>20562069</b>
<b>Session:</b>	<b>Bi-Ann</b>	<b>Year:</b>	<b>2020</b>
<b>Name of the Candidate:</b>	AADIL HUSSAIN MAGRAY		
<b>Son/Daughter of:</b>	MOHAMAD YOUSUF MAGRAY		
<b>Centre No:</b>	3		
<b>Name of the Centre:</b>	GOVT DEGREE COLLEGE, ANANTNAG (BOYS)		
<b>Subject(s) in which to be Examined:</b>	CA05		

Please admit the candidate (Provisionally) in the center for the subjects(s) mentioned in the statement to be held on the dates as given in the Date Sheet

**Sd/-**  
**Deputy controller of Examination**

### Important Examination and Result Guidelines:

While attempting your question paper in the examination hall, you have to strictly abide by various instructions which are printed on the cover page of each Answer Book. Some of the important guidelines are reproduced here for your benefit.

**Note: The appearance of the candidate is purely on provisional basis subject to determination of eligibility**


1. Always keep the Examination Admit Card/Roll No. Slip with you and show it the supervisory staff/inspection team on duty as and when required/demanded.
2. No candidate shall be allowed to carry inside the Examination Hall, any textual material, printed or written, bits of paper or any other material of like nature. If any candidate is found in possession of such material after commencement of examination- whether in use or not- he/she is liable to be disqualified. Cellular phones, pager and other Electronic devices are not allowed during the examination. Candidates must deposit these items in the custody of the supervisory staff well before the commencement of the Examination.
3. A candidate, who reports after 30 minutes of the commencement of the Examination, shall not be permitted to take the Examination.
4. Write your Roll No./Enrollment No. neatly and correctly on the right side of Answer Book in the box shown below the caption "To be filled by the candidate".
5. Write carefully the Name of Examination, Name of the Subject, Name of Paper/Course, Date of Examination at two places viz on the right side and on the left side of the cover page of the Answer Book at the space provided for purpose.
6. Mention the same Question No. against the answer of a question as given in the Question paper.
7. **After the declaration of result**, if the result of any candidate is captioned as PMA/LO/IR/DE/, he/she should immediately bring it to the notice of the Tabulation Section of Examination Wing within 15 days positively, failing which no claim whatsoever shall be entertained.
8. If a candidate appears in the subject/paper in which He/She is not otherwise eligible, His/Her examination to that subject/paper shall stand automatically cancelled and the candidate will have no claim whatsoever.



# University of Kashmir, Srinagar

## Admit Card

UG 5TH & 6TH Semester Backlog Examination Batch-2015.

<b>Course:</b>	<b>BA</b>	<b>Roll No:</b>	<b>20562070</b>
<b>Session:</b>	<b>Bi-Ann</b>	<b>Year:</b>	<b>2020</b>
<b>Name of the Candidate:</b>	ROOMIE JAN		
<b>Son/Daughter of:</b>	GH MOHAMAD WANIE		
<b>Centre No:</b>	3		
<b>Name of the Centre:</b>	GOVT DEGREE COLLEGE, ANANTNAG (BOYS)		
<b>Subject(s) in which to be Examined:</b>	ENG05-ED06		

Please admit the candidate (Provisionally) in the center for the subjects(s) mentioned in the statement to be held on the dates as given in the Date Sheet

**Sd/-**  
**Deputy controller of Examination**

### Important Examination and Result Guidelines:

While attempting your question paper in the examination hall, you have to strictly abide by various instructions which are printed on the cover page of each Answer Book. Some of the important guidelines are reproduced here for your benefit.

**Note: The appearance of the candidate is purely on provisional basis subject to determination of eligibility**

1. Always keep the Examination Admit Card/Roll No. Slip with you and show it the supervisory staff/inspection team on duty as and when required/demanded.
2. No candidate shall be allowed to carry inside the Examination Hall, any textual material, printed or written, bits of paper or any other material of like nature. If any candidate is found in possession of such material after commencement of examination- whether in use or not- he/she is liable to be disqualified. Cellular phones, pager and other Electronic devices are not allowed during the examination. Candidates must deposit these items in the custody of the supervisory staff well before the commencement of the Examination.
3. A candidate, who reports after 30 minutes of the commencement of the Examination, shall not be permitted to take the Examination.
4. Write your Roll No./Enrollment No. neatly and correctly on the right side of Answer Book in the box shown below the caption "To be filled by the candidate".
5. Write carefully the Name of Examination, Name of the Subject, Name of Paper/Course, Date of Examination at two places viz on the right side and on the left side of the cover page of the Answer Book at the space provided for purpose.
6. Mention the same Question No. against the answer of a question as given in the Question paper.
7. **After the declaration of result**, if the result of any candidate is captioned as PMA/LO/IR/DE/, he/she should immediately bring it to the notice of the Tabulation Section of Examination Wing within 15 days positively, failing which no claim whatsoever shall be entertained.
8. If a candidate appears in the subject/paper in which He/She is not otherwise eligible, His/Her examination to that subject/paper shall stand automatically cancelled and the candidate will have no claim whatsoever.



# University of Kashmir, Srinagar

## Admit Card

UG 5TH & 6TH Semester Backlog Examination Batch-2015.

<b>Course:</b>	<b>BA</b>	<b>Roll No:</b>	<b>20562071</b>
<b>Session:</b>	<b>Bi-Ann</b>	<b>Year:</b>	<b>2020</b>
<b>Name of the Candidate:</b>	NUSRAT JAN		
<b>Son/Daughter of:</b>	GHULAM HASSAN GANIE		
<b>Centre No:</b>	3		
<b>Name of the Centre:</b>	GOVT DEGREE COLLEGE, ANANTNAG (BOYS)		
<b>Subject(s) in which to be Examined:</b>	ENG05		



Please admit the candidate (Provisionally) in the center for the subjects(s) mentioned in the statement to be held on the dates as given in the Date Sheet

**Sd/-**  
**Deputy controller of Examination**

### Important Examination and Result Guidelines:

While attempting your question paper in the examination hall, you have to strictly abide by various instructions which are printed on the cover page of each Answer Book. Some of the important guidelines are reproduced here for your benefit.

**Note: The appearance of the candidate is purely on provisional basis subject to determination of eligibility**

1. Always keep the Examination Admit Card/Roll No. Slip with you and show it the supervisory staff/inspection team on duty as and when required/demanded.
2. No candidate shall be allowed to carry inside the Examination Hall, any textual material, printed or written, bits of paper or any other material of like nature. If any candidate is found in possession of such material after commencement of examination- whether in use or not- he/she is liable to be disqualified. Cellular phones, pager and other Electronic devices are not allowed during the examination. Candidates must deposit these items in the custody of the supervisory staff well before the commencement of the Examination.
3. A candidate, who reports after 30 minutes of the commencement of the Examination, shall not be permitted to take the Examination.
4. Write your Roll No./Enrollment No. neatly and correctly on the right side of Answer Book in the box shown below the caption "To be filled by the candidate".
5. Write carefully the Name of Examination, Name of the Subject, Name of Paper/Course, Date of Examination at two places viz on the right side and on the left side of the cover page of the Answer Book at the space provided for purpose.
6. Mention the same Question No. against the answer of a question as given in the Question paper.
7. **After the declaration of result**, if the result of any candidate is captioned as PMA/LO/IR/DE/, he/she should immediately bring it to the notice of the Tabulation Section of Examination Wing within 15 days positively, failing which no claim whatsoever shall be entertained.
8. If a candidate appears in the subject/paper in which He/She is not otherwise eligible, His/Her examination to that subject/paper shall stand automatically cancelled and the candidate will have no claim whatsoever.



# University of Kashmir, Srinagar

## Admit Card

UG 5TH & 6TH Semester Backlog Examination Batch-2015.

<b>Course:</b>	<b>BA</b>	<b>Roll No:</b>	<b>20562072</b>
<b>Session:</b>	<b>Bi-Ann</b>	<b>Year:</b>	<b>2020</b>
<b>Name of the Candidate:</b>	MOHAMMAD AAQIB BHAT		
<b>Son/Daughter of:</b>	MOHAMMAD AKRAM BHAT		
<b>Centre No:</b>	3		
<b>Name of the Centre:</b>	GOVT DEGREE COLLEGE, ANANTNAG (BOYS)		
<b>Subject(s) in which to be Examined:</b>	EC05-EC06		



Please admit the candidate (Provisionally) in the center for the subjects(s) mentioned in the statement to be held on the dates as given in the Date Sheet

**Sd/-**  
**Deputy controller of Examination**

### Important Examination and Result Guidelines:

While attempting your question paper in the examination hall, you have to strictly abide by various instructions which are printed on the cover page of each Answer Book. Some of the important guidelines are reproduced here for your benefit.

**Note: The appearance of the candidate is purely on provisional basis subject to determination of eligibility**


1. Always keep the Examination Admit Card/Roll No. Slip with you and show it the supervisory staff/inspection team on duty as and when required/demanded.
2. No candidate shall be allowed to carry inside the Examination Hall, any textual material, printed or written, bits of paper or any other material of like nature. If any candidate is found in possession of such material after commencement of examination- whether in use or not- he/she is liable to be disqualified. Cellular phones, pager and other Electronic devices are not allowed during the examination. Candidates must deposit these items in the custody of the supervisory staff well before the commencement of the Examination.
3. A candidate, who reports after 30 minutes of the commencement of the Examination, shall not be permitted to take the Examination.
4. Write your Roll No./Enrollment No. neatly and correctly on the right side of Answer Book in the box shown below the caption "To be filled by the candidate".
5. Write carefully the Name of Examination, Name of the Subject, Name of Paper/Course, Date of Examination at two places viz on the right side and on the left side of the cover page of the Answer Book at the space provided for purpose.
6. Mention the same Question No. against the answer of a question as given in the Question paper.
7. **After the declaration of result**, if the result of any candidate is captioned as PMA/LO/IR/DE/, he/she should immediately bring it to the notice of the Tabulation Section of Examination Wing within 15 days positively, failing which no claim whatsoever shall be entertained.
8. If a candidate appears in the subject/paper in which He/She is not otherwise eligible, His/Her examination to that subject/paper shall stand automatically cancelled and the candidate will have no claim whatsoever.



# University of Kashmir, Srinagar

## Admit Card

UG 5TH & 6TH Semester Backlog Examination Batch-2015.

<b>Course:</b>	<b>BA</b>	<b>Roll No:</b>	<b>20562073</b>
<b>Session:</b>	Bi-Ann	<b>Year:</b>	2020
<b>Name of the Candidate:</b>	CHESFEEDA BASHIR		
<b>Son/Daughter of:</b>	BASHIR AHMAD AHANGER		
<b>Centre No:</b>	3		
<b>Name of the Centre:</b>	GOVT DEGREE COLLEGE, ANANTNAG (BOYS)		
<b>Subject(s) in which to be Examined:</b>	ENG05-ENG06-ED06-UR06		

Please admit the candidate (Provisionally) in the center for the subjects(s) mentioned in the statement to be held on the dates as given in the Date Sheet

**Sd/-**  
**Deputy controller of Examination**

### Important Examination and Result Guidelines:

While attempting your question paper in the examination hall, you have to strictly abide by various instructions which are printed on the cover page of each Answer Book. Some of the important guidelines are reproduced here for your benefit.

**Note: The appearance of the candidate is purely on provisional basis subject to determination of eligibility**

1. Always keep the Examination Admit Card/Roll No. Slip with you and show it the supervisory staff/inspection team on duty as and when required/demanded.
2. No candidate shall be allowed to carry inside the Examination Hall, any textual material, printed or written, bits of paper or any other material of like nature. If any candidate is found in possession of such material after commencement of examination- whether in use or not- he/she is liable to be disqualified. Cellular phones, pager and other Electronic devices are not allowed during the examination. Candidates must deposit these items in the custody of the supervisory staff well before the commencement of the Examination.
3. A candidate, who reports after 30 minutes of the commencement of the Examination, shall not be permitted to take the Examination.
4. Write your Roll No./Enrollment No. neatly and correctly on the right side of Answer Book in the box shown below the caption "To be filled by the candidate".
5. Write carefully the Name of Examination, Name of the Subject, Name of Paper/Course, Date of Examination at two places viz on the right side and on the left side of the cover page of the Answer Book at the space provided for purpose.
6. Mention the same Question No. against the answer of a question as given in the Question paper.
7. **After the declaration of result**, if the result of any candidate is captioned as PMA/LO/IR/DE/, he/she should immediately bring it to the notice of the Tabulation Section of Examination Wing within 15 days positively, failing which no claim whatsoever shall be entertained.
8. If a candidate appears in the subject/paper in which He/She is not otherwise eligible, His/Her examination to that subject/paper shall stand automatically cancelled and the candidate will have no claim whatsoever.



# University of Kashmir, Srinagar

## Admit Card

UG 5TH & 6TH Semester Backlog Examination Batch-2015.

<b>Course:</b>	<b>BA</b>	<b>Roll No:</b>	<b>20562074</b>
<b>Session:</b>	<b>Bi-Ann</b>	<b>Year:</b>	<b>2020</b>
<b>Name of the Candidate:</b>	ASIF BASHIR RATHER		
<b>Son/Daughter of:</b>	BASHIR AHMAD RATHER		
<b>Centre No:</b>	3		
<b>Name of the Centre:</b>	GOVT DEGREE COLLEGE, ANANTNAG (BOYS)		
<b>Subject(s) in which to be Examined:</b>	SO06		



Please admit the candidate (Provisionally) in the center for the subjects(s) mentioned in the statement to be held on the dates as given in the Date Sheet

**Sd/-**  
**Deputy controller of Examination**

### Important Examination and Result Guidelines:

While attempting your question paper in the examination hall, you have to strictly abide by various instructions which are printed on the cover page of each Answer Book. Some of the important guidelines are reproduced here for your benefit.

**Note: The appearance of the candidate is purely on provisional basis subject to determination of eligibility**

1. Always keep the Examination Admit Card/Roll No. Slip with you and show it the supervisory staff/inspection team on duty as and when required/demanded.
2. No candidate shall be allowed to carry inside the Examination Hall, any textual material, printed or written, bits of paper or any other material of like nature. If any candidate is found in possession of such material after commencement of examination- whether in use or not- he/she is liable to be disqualified. Cellular phones, pager and other Electronic devices are not allowed during the examination. Candidates must deposit these items in the custody of the supervisory staff well before the commencement of the Examination.
3. A candidate, who reports after 30 minutes of the commencement of the Examination, shall not be permitted to take the Examination.
4. Write your Roll No./Enrollment No. neatly and correctly on the right side of Answer Book in the box shown below the caption "To be filled by the candidate".
5. Write carefully the Name of Examination, Name of the Subject, Name of Paper/Course, Date of Examination at two places viz on the right side and on the left side of the cover page of the Answer Book at the space provided for purpose.
6. Mention the same Question No. against the answer of a question as given in the Question paper.
7. **After the declaration of result**, if the result of any candidate is captioned as PMA/LO/IR/DE/, he/she should immediately bring it to the notice of the Tabulation Section of Examination Wing within 15 days positively, failing which no claim whatsoever shall be entertained.
8. If a candidate appears in the subject/paper in which He/She is not otherwise eligible, His/Her examination to that subject/paper shall stand automatically cancelled and the candidate will have no claim whatsoever.



# University of Kashmir, Srinagar

## Admit Card

UG 5TH & 6TH Semester Backlog Examination Batch-2015.

<b>Course:</b>	<b>BA</b>	<b>Roll No:</b>	<b>20562075</b>
<b>Session:</b>	<b>Bi-Ann</b>	<b>Year:</b>	<b>2020</b>
<b>Name of the Candidate:</b>	HAQ NAWAS TANTRAY		
<b>Son/Daughter of:</b>	AB RASHID TANTRAY		
<b>Centre No:</b>	3		
<b>Name of the Centre:</b>	GOVT DEGREE COLLEGE, ANANTNAG (BOYS)		
<b>Subject(s) in which to be Examined:</b>	ED06		



Please admit the candidate (Provisionally) in the center for the subjects(s) mentioned in the statement to be held on the dates as given in the Date Sheet

**Sd/-**  
**Deputy controller of Examination**

### Important Examination and Result Guidelines:

While attempting your question paper in the examination hall, you have to strictly abide by various instructions which are printed on the cover page of each Answer Book. Some of the important guidelines are reproduced here for your benefit.

**Note: The appearance of the candidate is purely on provisional basis subject to determination of eligibility**


1. Always keep the Examination Admit Card/Roll No. Slip with you and show it the supervisory staff/inspection team on duty as and when required/demanded.
2. No candidate shall be allowed to carry inside the Examination Hall, any textual material, printed or written, bits of paper or any other material of like nature. If any candidate is found in possession of such material after commencement of examination- whether in use or not- he/she is liable to be disqualified. Cellular phones, pager and other Electronic devices are not allowed during the examination. Candidates must deposit these items in the custody of the supervisory staff well before the commencement of the Examination.
3. A candidate, who reports after 30 minutes of the commencement of the Examination, shall not be permitted to take the Examination.
4. Write your Roll No./Enrollment No. neatly and correctly on the right side of Answer Book in the box shown below the caption "To be filled by the candidate".
5. Write carefully the Name of Examination, Name of the Subject, Name of Paper/Course, Date of Examination at two places viz on the right side and on the left side of the cover page of the Answer Book at the space provided for purpose.
6. Mention the same Question No. against the answer of a question as given in the Question paper.
7. **After the declaration of result**, if the result of any candidate is captioned as PMA/LO/IR/DE/, he/she should immediately bring it to the notice of the Tabulation Section of Examination Wing within 15 days positively, failing which no claim whatsoever shall be entertained.
8. If a candidate appears in the subject/paper in which He/She is not otherwise eligible, His/Her examination to that subject/paper shall stand automatically cancelled and the candidate will have no claim whatsoever.



# University of Kashmir, Srinagar

## Admit Card

UG 5TH & 6TH Semester Backlog Examination Batch-2015.

<b>Course:</b>	<b>BA</b>	<b>Roll No:</b>	<b>20562076</b>
<b>Session:</b>	Bi-Ann	<b>Year:</b>	2020
<b>Name of the Candidate:</b>	SHAYISTA JAN		
<b>Son/Daughter of:</b>	ABDUL MAJEED BHAT		
<b>Centre No:</b>	3		
<b>Name of the Centre:</b>	GOVT DEGREE COLLEGE, ANANTNAG (BOYS)		
<b>Subject(s) in which to be Examined:</b>	ENG06		

Please admit the candidate (Provisionally) in the center for the subjects(s) mentioned in the statement to be held on the dates as given in the Date Sheet

**Sd/-**  
**Deputy controller of Examination**

### Important Examination and Result Guidelines:

While attempting your question paper in the examination hall, you have to strictly abide by various instructions which are printed on the cover page of each Answer Book. Some of the important guidelines are reproduced here for your benefit.

**Note: The appearance of the candidate is purely on provisional basis subject to determination of eligibility**

1. Always keep the Examination Admit Card/Roll No. Slip with you and show it the supervisory staff/inspection team on duty as and when required/demanded.
2. No candidate shall be allowed to carry inside the Examination Hall, any textual material, printed or written, bits of paper or any other material of like nature. If any candidate is found in possession of such material after commencement of examination- whether in use or not- he/she is liable to be disqualified. Cellular phones, pager and other Electronic devices are not allowed during the examination. Candidates must deposit these items in the custody of the supervisory staff well before the commencement of the Examination.
3. A candidate, who reports after 30 minutes of the commencement of the Examination, shall not be permitted to take the Examination.
4. Write your Roll No./Enrollment No. neatly and correctly on the right side of Answer Book in the box shown below the caption "To be filled by the candidate".
5. Write carefully the Name of Examination, Name of the Subject, Name of Paper/Course, Date of Examination at two places viz on the right side and on the left side of the cover page of the Answer Book at the space provided for purpose.
6. Mention the same Question No. against the answer of a question as given in the Question paper.
7. **After the declaration of result**, if the result of any candidate is captioned as PMA/LO/IR/DE/, he/she should immediately bring it to the notice of the Tabulation Section of Examination Wing within 15 days positively, failing which no claim whatsoever shall be entertained.
8. If a candidate appears in the subject/paper in which He/She is not otherwise eligible, His/Her examination to that subject/paper shall stand automatically cancelled and the candidate will have no claim whatsoever.





# University of Kashmir, Srinagar

## Admit Card

UG 5TH & 6TH Semester Backlog Examination Batch-2015.

<b>Course:</b>	<b>BA</b>	<b>Roll No:</b>	<b>20562077</b>
<b>Session:</b>	<b>Bi-Ann</b>	<b>Year:</b>	<b>2020</b>
<b>Name of the Candidate:</b>	DANISH AHMAD WANI		
<b>Son/Daughter of:</b>	GULAM QADIR WANI		
<b>Centre No:</b>	3		
<b>Name of the Centre:</b>	GOVT DEGREE COLLEGE, ANANTNAG (BOYS)		
<b>Subject(s) in which to be Examined:</b>	SO06		



Please admit the candidate (Provisionally) in the center for the subjects(s) mentioned in the statement to be held on the dates as given in the Date Sheet

**Sd/-**  
**Deputy controller of Examination**

### Important Examination and Result Guidelines:

While attempting your question paper in the examination hall, you have to strictly abide by various instructions which are printed on the cover page of each Answer Book. Some of the important guidelines are reproduced here for your benefit.

**Note: The appearance of the candidate is purely on provisional basis subject to determination of eligibility**


1. Always keep the Examination Admit Card/Roll No. Slip with you and show it the supervisory staff/inspection team on duty as and when required/demanded.
2. No candidate shall be allowed to carry inside the Examination Hall, any textual material, printed or written, bits of paper or any other material of like nature. If any candidate is found in possession of such material after commencement of examination- whether in use or not- he/she is liable to be disqualified. Cellular phones, pager and other Electronic devices are not allowed during the examination. Candidates must deposit these items in the custody of the supervisory staff well before the commencement of the Examination.
3. A candidate, who reports after 30 minutes of the commencement of the Examination, shall not be permitted to take the Examination.
4. Write your Roll No./Enrollment No. neatly and correctly on the right side of Answer Book in the box shown below the caption "To be filled by the candidate".
5. Write carefully the Name of Examination, Name of the Subject, Name of Paper/Course, Date of Examination at two places viz on the right side and on the left side of the cover page of the Answer Book at the space provided for purpose.
6. Mention the same Question No. against the answer of a question as given in the Question paper.
7. **After the declaration of result**, if the result of any candidate is captioned as PMA/LO/IR/DE/, he/she should immediately bring it to the notice of the Tabulation Section of Examination Wing within 15 days positively, failing which no claim whatsoever shall be entertained.
8. If a candidate appears in the subject/paper in which He/She is not otherwise eligible, His/Her examination to that subject/paper shall stand automatically cancelled and the candidate will have no claim whatsoever.



# University of Kashmir, Srinagar

## Admit Card

UG 5TH & 6TH Semester Backlog Examination Batch-2015.

<b>Course:</b>	<b>BA</b>	<b>Roll No:</b>	<b>20562078</b>
<b>Session:</b>	<b>Bi-Ann</b>	<b>Year:</b>	<b>2020</b>
<b>Name of the Candidate:</b>	<b>HUMMIRA GULZAR</b>		
<b>Son/Daughter of:</b>	<b>GULZAR AHMAD WANI</b>		
<b>Centre No:</b>	<b>3</b>		
<b>Name of the Centre:</b>	<b>GOVT DEGREE COLLEGE, ANANTNAG (BOYS)</b>		
<b>Subject(s) in which to be Examined:</b>	<b>UR06</b>		

Please admit the candidate (Provisionally) in the center for the subjects(s) mentioned in the statement to be held on the dates as given in the Date Sheet

**Sd/-**  
**Deputy controller of Examination**

### Important Examination and Result Guidelines:

While attempting your question paper in the examination hall, you have to strictly abide by various instructions which are printed on the cover page of each Answer Book. Some of the important guidelines are reproduced here for your benefit.

**Note: The appearance of the candidate is purely on provisional basis subject to determination of eligibility**

1. Always keep the Examination Admit Card/Roll No. Slip with you and show it the supervisory staff/inspection team on duty as and when required/demanded.
2. No candidate shall be allowed to carry inside the Examination Hall, any textual material, printed or written, bits of paper or any other material of like nature. If any candidate is found in possession of such material after commencement of examination- whether in use or not- he/she is liable to be disqualified. Cellular phones, pager and other Electronic devices are not allowed during the examination. Candidates must deposit these items in the custody of the supervisory staff well before the commencement of the Examination.
3. A candidate, who reports after 30 minutes of the commencement of the Examination, shall not be permitted to take the Examination.
4. Write your Roll No./Enrollment No. neatly and correctly on the right side of Answer Book in the box shown below the caption "To be filled by the candidate".
5. Write carefully the Name of Examination, Name of the Subject, Name of Paper/Course, Date of Examination at two places viz on the right side and on the left side of the cover page of the Answer Book at the space provided for purpose.
6. Mention the same Question No. against the answer of a question as given in the Question paper.
7. **After the declaration of result**, if the result of any candidate is captioned as PMA/LO/IR/DE/, he/she should immediately bring it to the notice of the Tabulation Section of Examination Wing within 15 days positively, failing which no claim whatsoever shall be entertained.
8. If a candidate appears in the subject/paper in which He/She is not otherwise eligible, His/Her examination to that subject/paper shall stand automatically cancelled and the candidate will have no claim whatsoever.



# University of Kashmir, Srinagar

## Admit Card

UG 5TH & 6TH Semester Backlog Examination Batch-2015.

<b>Course:</b>	<b>BA</b>	<b>Roll No:</b>	<b>20562079</b>
<b>Session:</b>	Bi-Ann	<b>Year:</b>	2020
<b>Name of the Candidate:</b>	RAOUF HUSSAIN BHAT		
<b>Son/Daughter of:</b>	RIYAZ AHMAD BHAT		
<b>Centre No:</b>	3		
<b>Name of the Centre:</b>	GOVT DEGREE COLLEGE, ANANTNAG (BOYS)		
<b>Subject(s) in which to be Examined:</b>	EC06		



Please admit the candidate (Provisionally) in the center for the subjects(s) mentioned in the statement to be held on the dates as given in the Date Sheet

**Sd/-**  
**Deputy controller of Examination**

### Important Examination and Result Guidelines:

While attempting your question paper in the examination hall, you have to strictly abide by various instructions which are printed on the cover page of each Answer Book. Some of the important guidelines are reproduced here for your benefit.

**Note: The appearance of the candidate is purely on provisional basis subject to determination of eligibility**


1. Always keep the Examination Admit Card/Roll No. Slip with you and show it the supervisory staff/inspection team on duty as and when required/demanded.
2. No candidate shall be allowed to carry inside the Examination Hall, any textual material, printed or written, bits of paper or any other material of like nature. If any candidate is found in possession of such material after commencement of examination- whether in use or not- he/she is liable to be disqualified. Cellular phones, pager and other Electronic devices are not allowed during the examination. Candidates must deposit these items in the custody of the supervisory staff well before the commencement of the Examination.
3. A candidate, who reports after 30 minutes of the commencement of the Examination, shall not be permitted to take the Examination.
4. Write your Roll No./Enrollment No. neatly and correctly on the right side of Answer Book in the box shown below the caption "To be filled by the candidate".
5. Write carefully the Name of Examination, Name of the Subject, Name of Paper/Course, Date of Examination at two places viz on the right side and on the left side of the cover page of the Answer Book at the space provided for purpose.
6. Mention the same Question No. against the answer of a question as given in the Question paper.
7. **After the declaration of result**, if the result of any candidate is captioned as PMA/LO/IR/DE/, he/she should immediately bring it to the notice of the Tabulation Section of Examination Wing within 15 days positively, failing which no claim whatsoever shall be entertained.
8. If a candidate appears in the subject/paper in which He/She is not otherwise eligible, His/Her examination to that subject/paper shall stand automatically cancelled and the candidate will have no claim whatsoever.



# University of Kashmir, Srinagar

## Admit Card

UG 5TH & 6TH Semester Backlog Examination Batch-2015.

<b>Course:</b>	<b>BA</b>	<b>Roll No:</b>	<b>20562080</b>
<b>Session:</b>	<b>Bi-Ann</b>	<b>Year:</b>	<b>2020</b>
<b>Name of the Candidate:</b>	HILALA AKHTER		
<b>Son/Daughter of:</b>	ALI MOHAMMAD CHOPAN		
<b>Centre No:</b>	3		
<b>Name of the Centre:</b>	GOVT DEGREE COLLEGE, ANANTNAG (BOYS)		
<b>Subject(s) in which to be Examined:</b>	ED06		

Please admit the candidate (Provisionally) in the center for the subjects(s) mentioned in the statement to be held on the dates as given in the Date Sheet

**Sd/-**  
**Deputy controller of Examination**

### Important Examination and Result Guidelines:

While attempting your question paper in the examination hall, you have to strictly abide by various instructions which are printed on the cover page of each Answer Book. Some of the important guidelines are reproduced here for your benefit.

**Note: The appearance of the candidate is purely on provisional basis subject to determination of eligibility**


1. Always keep the Examination Admit Card/Roll No. Slip with you and show it the supervisory staff/inspection team on duty as and when required/demanded.
2. No candidate shall be allowed to carry inside the Examination Hall, any textual material, printed or written, bits of paper or any other material of like nature. If any candidate is found in possession of such material after commencement of examination- whether in use or not- he/she is liable to be disqualified. Cellular phones, pager and other Electronic devices are not allowed during the examination. Candidates must deposit these items in the custody of the supervisory staff well before the commencement of the Examination.
3. A candidate, who reports after 30 minutes of the commencement of the Examination, shall not be permitted to take the Examination.
4. Write your Roll No./Enrollment No. neatly and correctly on the right side of Answer Book in the box shown below the caption "To be filled by the candidate".
5. Write carefully the Name of Examination, Name of the Subject, Name of Paper/Course, Date of Examination at two places viz on the right side and on the left side of the cover page of the Answer Book at the space provided for purpose.
6. Mention the same Question No. against the answer of a question as given in the Question paper.
7. **After the declaration of result**, if the result of any candidate is captioned as PMA/LO/IR/DE/, he/she should immediately bring it to the notice of the Tabulation Section of Examination Wing within 15 days positively, failing which no claim whatsoever shall be entertained.
8. If a candidate appears in the subject/paper in which He/She is not otherwise eligible, His/Her examination to that subject/paper shall stand automatically cancelled and the candidate will have no claim whatsoever.



# University of Kashmir, Srinagar

## Admit Card

UG 5TH & 6TH Semester Backlog Examination Batch-2015.

<b>Course:</b>	<b>BA</b>	<b>Roll No:</b>	<b>20562081</b>
<b>Session:</b>	<b>Bi-Ann</b>	<b>Year:</b>	<b>2020</b>
<b>Name of the Candidate:</b>	MOHAMMAD IQBAL RATHER		
<b>Son/Daughter of:</b>	GHULAM NABI RATHER		
<b>Centre No:</b>	3		
<b>Name of the Centre:</b>	GOVT DEGREE COLLEGE, ANANTNAG (BOYS)		
<b>Subject(s) in which to be Examined:</b>	EC06		

Please admit the candidate (Provisionally) in the center for the subjects(s) mentioned in the statement to be held on the dates as given in the Date Sheet

**Sd/-**  
**Deputy controller of Examination**

### Important Examination and Result Guidelines:

While attempting your question paper in the examination hall, you have to strictly abide by various instructions which are printed on the cover page of each Answer Book. Some of the important guidelines are reproduced here for your benefit.

**Note: The appearance of the candidate is purely on provisional basis subject to determination of eligibility**


1. Always keep the Examination Admit Card/Roll No. Slip with you and show it the supervisory staff/inspection team on duty as and when required/demanded.
2. No candidate shall be allowed to carry inside the Examination Hall, any textual material, printed or written, bits of paper or any other material of like nature. If any candidate is found in possession of such material after commencement of examination- whether in use or not- he/she is liable to be disqualified. Cellular phones, pager and other Electronic devices are not allowed during the examination. Candidates must deposit these items in the custody of the supervisory staff well before the commencement of the Examination.
3. A candidate, who reports after 30 minutes of the commencement of the Examination, shall not be permitted to take the Examination.
4. Write your Roll No./Enrollment No. neatly and correctly on the right side of Answer Book in the box shown below the caption "To be filled by the candidate".
5. Write carefully the Name of Examination, Name of the Subject, Name of Paper/Course, Date of Examination at two places viz on the right side and on the left side of the cover page of the Answer Book at the space provided for purpose.
6. Mention the same Question No. against the answer of a question as given in the Question paper.
7. **After the declaration of result**, if the result of any candidate is captioned as PMA/LO/IR/DE/, he/she should immediately bring it to the notice of the Tabulation Section of Examination Wing within 15 days positively, failing which no claim whatsoever shall be entertained.
8. If a candidate appears in the subject/paper in which He/She is not otherwise eligible, His/Her examination to that subject/paper shall stand automatically cancelled and the candidate will have no claim whatsoever.



# University of Kashmir, Srinagar

## Admit Card

UG 5TH & 6TH Semester Backlog Examination Batch-2015.

<b>Course:</b>	<b>BA</b>	<b>Roll No:</b>	<b>20565595</b>
<b>Session:</b>	Bi-Ann	<b>Year:</b>	2020
<b>Name of the Candidate:</b>	GOUSIA JAN		
<b>Son/Daughter of:</b>	FAROOQ AHMAD SHEIKH		
<b>Centre No:</b>	3		
<b>Name of the Centre:</b>	GOVT DEGREE COLLEGE, ANANTNAG (BOYS)		
<b>Subject(s) in which to be Examined:</b>	ENG05-IS05		

Please admit the candidate (Provisionally) in the center for the subjects(s) mentioned in the statement to be held on the dates as given in the Date Sheet

Sd/-  
Deputy controller of Examination

### Important Examination and Result Guidelines:

While attempting your question paper in the examination hall, you have to strictly abide by various instructions which are printed on the cover page of each Answer Book. Some of the important guidelines are reproduced here for your benefit.

**Note: The appearance of the candidate is purely on provisional basis subject to determination of eligibility**


1. Always keep the Examination Admit Card/Roll No. Slip with you and show it the supervisory staff/inspection team on duty as and when required/demanded.
2. No candidate shall be allowed to carry inside the Examination Hall, any textual material, printed or written, bits of paper or any other material of like nature. If any candidate is found in possession of such material after commencement of examination- whether in use or not- he/she is liable to be disqualified. Cellular phones, pager and other Electronic devices are not allowed during the examination. Candidates must deposit these items in the custody of the supervisory staff well before the commencement of the Examination.
3. A candidate, who reports after 30 minutes of the commencement of the Examination, shall not be permitted to take the Examination.
4. Write your Roll No./Enrollment No. neatly and correctly on the right side of Answer Book in the box shown below the caption "To be filled by the candidate".
5. Write carefully the Name of Examination, Name of the Subject, Name of Paper/Course, Date of Examination at two places viz on the right side and on the left side of the cover page of the Answer Book at the space provided for purpose.
6. Mention the same Question No. against the answer of a question as given in the Question paper.
7. **After the declaration of result**, if the result of any candidate is captioned as PMA/LO/IR/DE/, he/she should immediately bring it to the notice of the Tabulation Section of Examination Wing within 15 days positively, failing which no claim whatsoever shall be entertained.
8. If a candidate appears in the subject/paper in which He/She is not otherwise eligible, His/Her examination to that subject/paper shall stand automatically cancelled and the candidate will have no claim whatsoever.



# University of Kashmir, Srinagar

## Admit Card

UG 5TH & 6TH Semester Backlog Examination Batch-2015.

<b>Course:</b>	<b>BA</b>	<b>Roll No:</b>	<b>20565596</b>
<b>Session:</b>	<b>Bi-Ann</b>	<b>Year:</b>	<b>2020</b>
<b>Name of the Candidate:</b>	<b>SHINY JAN</b>		
<b>Son/Daughter of:</b>	<b>MOHAMMAD AYOOB BHAT</b>		
<b>Centre No:</b>	<b>3</b>		
<b>Name of the Centre:</b>	<b>GOVT DEGREE COLLEGE, ANANTNAG (BOYS)</b>		
<b>Subject(s) in which to be Examined:</b>	<b>ENG05-IS06</b>		

Please admit the candidate (Provisionally) in the center for the subjects(s) mentioned in the statement to be held on the dates as given in the Date Sheet

**Sd/-**  
**Deputy controller of Examination**

### Important Examination and Result Guidelines:

While attempting your question paper in the examination hall, you have to strictly abide by various instructions which are printed on the cover page of each Answer Book. Some of the important guidelines are reproduced here for your benefit.

**Note: The appearance of the candidate is purely on provisional basis subject to determination of eligibility**

1. Always keep the Examination Admit Card/Roll No. Slip with you and show it the supervisory staff/inspection team on duty as and when required/demanded.
2. No candidate shall be allowed to carry inside the Examination Hall, any textual material, printed or written, bits of paper or any other material of like nature. If any candidate is found in possession of such material after commencement of examination- whether in use or not- he/she is liable to be disqualified. Cellular phones, pager and other Electronic devices are not allowed during the examination. Candidates must deposit these items in the custody of the supervisory staff well before the commencement of the Examination.
3. A candidate, who reports after 30 minutes of the commencement of the Examination, shall not be permitted to take the Examination.
4. Write your Roll No./Enrollment No. neatly and correctly on the right side of Answer Book in the box shown below the caption "To be filled by the candidate".
5. Write carefully the Name of Examination, Name of the Subject, Name of Paper/Course, Date of Examination at two places viz on the right side and on the left side of the cover page of the Answer Book at the space provided for purpose.
6. Mention the same Question No. against the answer of a question as given in the Question paper.
7. **After the declaration of result**, if the result of any candidate is captioned as PMA/LO/IR/DE/, he/she should immediately bring it to the notice of the Tabulation Section of Examination Wing within 15 days positively, failing which no claim whatsoever shall be entertained.
8. If a candidate appears in the subject/paper in which He/She is not otherwise eligible, His/Her examination to that subject/paper shall stand automatically cancelled and the candidate will have no claim whatsoever.



# University of Kashmir, Srinagar

## Admit Card

UG 5TH & 6TH Semester Backlog Examination Batch-2015.

<b>Course:</b>	<b>BA</b>	<b>Roll No:</b>	<b>20565597</b>
<b>Session:</b>	<b>Bi-Ann</b>	<b>Year:</b>	<b>2020</b>
<b>Name of the Candidate:</b>	ARIF AHMAD KAMGAR		
<b>Son/Daughter of:</b>	MANZOOR AHMED KAMGAR		
<b>Centre No:</b>	3		
<b>Name of the Centre:</b>	GOVT DEGREE COLLEGE, ANANTNAG (BOYS)		
<b>Subject(s) in which to be Examined:</b>	ENG05		



Please admit the candidate (Provisionally) in the center for the subjects(s) mentioned in the statement to be held on the dates as given in the Date Sheet

**Sd/-**  
**Deputy controller of Examination**

### Important Examination and Result Guidelines:

While attempting your question paper in the examination hall, you have to strictly abide by various instructions which are printed on the cover page of each Answer Book. Some of the important guidelines are reproduced here for your benefit.

**Note: The appearance of the candidate is purely on provisional basis subject to determination of eligibility**

1. Always keep the Examination Admit Card/Roll No. Slip with you and show it the supervisory staff/inspection team on duty as and when required/demanded.
2. No candidate shall be allowed to carry inside the Examination Hall, any textual material, printed or written, bits of paper or any other material of like nature. If any candidate is found in possession of such material after commencement of examination- whether in use or not- he/she is liable to be disqualified. Cellular phones, pager and other Electronic devices are not allowed during the examination. Candidates must deposit these items in the custody of the supervisory staff well before the commencement of the Examination.
3. A candidate, who reports after 30 minutes of the commencement of the Examination, shall not be permitted to take the Examination.
4. Write your Roll No./Enrollment No. neatly and correctly on the right side of Answer Book in the box shown below the caption "To be filled by the candidate".
5. Write carefully the Name of Examination, Name of the Subject, Name of Paper/Course, Date of Examination at two places viz on the right side and on the left side of the cover page of the Answer Book at the space provided for purpose.
6. Mention the same Question No. against the answer of a question as given in the Question paper.
7. **After the declaration of result**, if the result of any candidate is captioned as PMA/LO/IR/DE/, he/she should immediately bring it to the notice of the Tabulation Section of Examination Wing within 15 days positively, failing which no claim whatsoever shall be entertained.
8. If a candidate appears in the subject/paper in which He/She is not otherwise eligible, His/Her examination to that subject/paper shall stand automatically cancelled and the candidate will have no claim whatsoever.





# University of Kashmir, Srinagar

## Admit Card

UG 5TH & 6TH Semester Backlog Examination Batch-2015.

<b>Course:</b>	<b>BA</b>	<b>Roll No:</b>	<b>20565598</b>
<b>Session:</b>	<b>Bi-Ann</b>	<b>Year:</b>	<b>2020</b>
<b>Name of the Candidate:</b>	NUSRAT MUSHTAQ		
<b>Son/Daughter of:</b>	MUSHTAQ AHMAD WANI		
<b>Centre No:</b>	3		
<b>Name of the Centre:</b>	GOVT DEGREE COLLEGE, ANANTNAG (BOYS)		
<b>Subject(s) in which to be Examined:</b>	ENG05-IS05-IS06-UR06		



Please admit the candidate (Provisionally) in the center for the subjects(s) mentioned in the statement to be held on the dates as given in the Date Sheet

**Sd/-**  
**Deputy controller of Examination**

### Important Examination and Result Guidelines:

While attempting your question paper in the examination hall, you have to strictly abide by various instructions which are printed on the cover page of each Answer Book. Some of the important guidelines are reproduced here for your benefit.

**Note: The appearance of the candidate is purely on provisional basis subject to determination of eligibility**

1. Always keep the Examination Admit Card/Roll No. Slip with you and show it the supervisory staff/inspection team on duty as and when required/demanded.
2. No candidate shall be allowed to carry inside the Examination Hall, any textual material, printed or written, bits of paper or any other material of like nature. If any candidate is found in possession of such material after commencement of examination- whether in use or not- he/she is liable to be disqualified. Cellular phones, pager and other Electronic devices are not allowed during the examination. Candidates must deposit these items in the custody of the supervisory staff well before the commencement of the Examination.
3. A candidate, who reports after 30 minutes of the commencement of the Examination, shall not be permitted to take the Examination.
4. Write your Roll No./Enrollment No. neatly and correctly on the right side of Answer Book in the box shown below the caption "To be filled by the candidate".
5. Write carefully the Name of Examination, Name of the Subject, Name of Paper/Course, Date of Examination at two places viz on the right side and on the left side of the cover page of the Answer Book at the space provided for purpose.
6. Mention the same Question No. against the answer of a question as given in the Question paper.
7. **After the declaration of result**, if the result of any candidate is captioned as PMA/LO/IR/DE/, he/she should immediately bring it to the notice of the Tabulation Section of Examination Wing within 15 days positively, failing which no claim whatsoever shall be entertained.
8. If a candidate appears in the subject/paper in which He/She is not otherwise eligible, His/Her examination to that subject/paper shall stand automatically cancelled and the candidate will have no claim whatsoever.



# University of Kashmir, Srinagar

## Admit Card

UG 5TH & 6TH Semester Backlog Examination Batch-2015.

<b>Course:</b>	<b>BA</b>	<b>Roll No:</b>	<b>20565599</b>
<b>Session:</b>	<b>Bi-Ann</b>	<b>Year:</b>	<b>2020</b>
<b>Name of the Candidate:</b>	HILAL AHMAD BHAT		
<b>Son/Daughter of:</b>	FAYAZ AHMAD BHAT		
<b>Centre No:</b>	3		
<b>Name of the Centre:</b>	GOVT DEGREE COLLEGE, ANANTNAG (BOYS)		
<b>Subject(s) in which to be Examined:</b>	ENG05-EC06		



Please admit the candidate (Provisionally) in the center for the subjects(s) mentioned in the statement to be held on the dates as given in the Date Sheet

**Sd/-**  
**Deputy controller of Examination**

### Important Examination and Result Guidelines:

While attempting your question paper in the examination hall, you have to strictly abide by various instructions which are printed on the cover page of each Answer Book. Some of the important guidelines are reproduced here for your benefit.

**Note: The appearance of the candidate is purely on provisional basis subject to determination of eligibility**


1. Always keep the Examination Admit Card/Roll No. Slip with you and show it the supervisory staff/inspection team on duty as and when required/demanded.
2. No candidate shall be allowed to carry inside the Examination Hall, any textual material, printed or written, bits of paper or any other material of like nature. If any candidate is found in possession of such material after commencement of examination- whether in use or not- he/she is liable to be disqualified. Cellular phones, pager and other Electronic devices are not allowed during the examination. Candidates must deposit these items in the custody of the supervisory staff well before the commencement of the Examination.
3. A candidate, who reports after 30 minutes of the commencement of the Examination, shall not be permitted to take the Examination.
4. Write your Roll No./Enrollment No. neatly and correctly on the right side of Answer Book in the box shown below the caption "To be filled by the candidate".
5. Write carefully the Name of Examination, Name of the Subject, Name of Paper/Course, Date of Examination at two places viz on the right side and on the left side of the cover page of the Answer Book at the space provided for purpose.
6. Mention the same Question No. against the answer of a question as given in the Question paper.
7. **After the declaration of result**, if the result of any candidate is captioned as PMA/LO/IR/DE/, he/she should immediately bring it to the notice of the Tabulation Section of Examination Wing within 15 days positively, failing which no claim whatsoever shall be entertained.
8. If a candidate appears in the subject/paper in which He/She is not otherwise eligible, His/Her examination to that subject/paper shall stand automatically cancelled and the candidate will have no claim whatsoever.



# University of Kashmir, Srinagar

## Admit Card

UG 5TH & 6TH Semester Backlog Examination Batch-2015.

<b>Course:</b>	<b>BA</b>	<b>Roll No:</b>	<b>20565600</b>
<b>Session:</b>	<b>Bi-Ann</b>	<b>Year:</b>	<b>2020</b>
<b>Name of the Candidate:</b>	MUDASIR AHMAD WANI		
<b>Son/Daughter of:</b>	NEYAZ AHMAD WANI		
<b>Centre No:</b>	3		
<b>Name of the Centre:</b>	GOVT DEGREE COLLEGE, ANANTNAG (BOYS)		
<b>Subject(s) in which to be Examined:</b>	UR05		

Please admit the candidate (Provisionally) in the center for the subjects(s) mentioned in the statement to be held on the dates as given in the Date Sheet

**Sd/-**  
**Deputy controller of Examination**

### Important Examination and Result Guidelines:

While attempting your question paper in the examination hall, you have to strictly abide by various instructions which are printed on the cover page of each Answer Book. Some of the important guidelines are reproduced here for your benefit.

**Note: The appearance of the candidate is purely on provisional basis subject to determination of eligibility**


1. Always keep the Examination Admit Card/Roll No. Slip with you and show it the supervisory staff/inspection team on duty as and when required/demanded.
2. No candidate shall be allowed to carry inside the Examination Hall, any textual material, printed or written, bits of paper or any other material of like nature. If any candidate is found in possession of such material after commencement of examination- whether in use or not- he/she is liable to be disqualified. Cellular phones, pager and other Electronic devices are not allowed during the examination. Candidates must deposit these items in the custody of the supervisory staff well before the commencement of the Examination.
3. A candidate, who reports after 30 minutes of the commencement of the Examination, shall not be permitted to take the Examination.
4. Write your Roll No./Enrollment No. neatly and correctly on the right side of Answer Book in the box shown below the caption "To be filled by the candidate".
5. Write carefully the Name of Examination, Name of the Subject, Name of Paper/Course, Date of Examination at two places viz on the right side and on the left side of the cover page of the Answer Book at the space provided for purpose.
6. Mention the same Question No. against the answer of a question as given in the Question paper.
7. **After the declaration of result**, if the result of any candidate is captioned as PMA/LO/IR/DE/, he/she should immediately bring it to the notice of the Tabulation Section of Examination Wing within 15 days positively, failing which no claim whatsoever shall be entertained.
8. If a candidate appears in the subject/paper in which He/She is not otherwise eligible, His/Her examination to that subject/paper shall stand automatically cancelled and the candidate will have no claim whatsoever.



# University of Kashmir, Srinagar

## Admit Card

UG 5TH & 6TH Semester Backlog Examination Batch-2015.

<b>Course:</b>	<b>BA</b>	<b>Roll No:</b>	<b>20565601</b>
<b>Session:</b>	<b>Bi-Ann</b>	<b>Year:</b>	<b>2020</b>
<b>Name of the Candidate:</b>	SHOWKAT AHMAD SHAKSAZ		
<b>Son/Daughter of:</b>	GH HASSAN SHAKSAZ		
<b>Centre No:</b>	3		
<b>Name of the Centre:</b>	GOVT DEGREE COLLEGE, ANANTNAG (BOYS)		
<b>Subject(s) in which to be Examined:</b>	ENG05		

Please admit the candidate (Provisionally) in the center for the subjects(s) mentioned in the statement to be held on the dates as given in the Date Sheet

**Sd/-**  
**Deputy controller of Examination**

### Important Examination and Result Guidelines:

While attempting your question paper in the examination hall, you have to strictly abide by various instructions which are printed on the cover page of each Answer Book. Some of the important guidelines are reproduced here for your benefit.

**Note: The appearance of the candidate is purely on provisional basis subject to determination of eligibility**


1. Always keep the Examination Admit Card/Roll No. Slip with you and show it the supervisory staff/inspection team on duty as and when required/demanded.
2. No candidate shall be allowed to carry inside the Examination Hall, any textual material, printed or written, bits of paper or any other material of like nature. If any candidate is found in possession of such material after commencement of examination- whether in use or not- he/she is liable to be disqualified. Cellular phones, pager and other Electronic devices are not allowed during the examination. Candidates must deposit these items in the custody of the supervisory staff well before the commencement of the Examination.
3. A candidate, who reports after 30 minutes of the commencement of the Examination, shall not be permitted to take the Examination.
4. Write your Roll No./Enrollment No. neatly and correctly on the right side of Answer Book in the box shown below the caption "To be filled by the candidate".
5. Write carefully the Name of Examination, Name of the Subject, Name of Paper/Course, Date of Examination at two places viz on the right side and on the left side of the cover page of the Answer Book at the space provided for purpose.
6. Mention the same Question No. against the answer of a question as given in the Question paper.
7. **After the declaration of result**, if the result of any candidate is captioned as PMA/LO/IR/DE/, he/she should immediately bring it to the notice of the Tabulation Section of Examination Wing within 15 days positively, failing which no claim whatsoever shall be entertained.
8. If a candidate appears in the subject/paper in which He/She is not otherwise eligible, His/Her examination to that subject/paper shall stand automatically cancelled and the candidate will have no claim whatsoever.



# University of Kashmir, Srinagar

## Admit Card

UG 5TH & 6TH Semester Backlog Examination Batch-2015.

<b>Course:</b>	<b>BA</b>	<b>Roll No:</b>	<b>20565602</b>
<b>Session:</b>	<b>Bi-Ann</b>	<b>Year:</b>	<b>2020</b>
<b>Name of the Candidate:</b>	URFEE JAN		
<b>Son/Daughter of:</b>	NISAR AHMAD SHAH		
<b>Centre No:</b>	3		
<b>Name of the Centre:</b>	GOVT DEGREE COLLEGE, ANANTNAG (BOYS)		
<b>Subject(s) in which to be Examined:</b>	ENG05		

Please admit the candidate (Provisionally) in the center for the subjects(s) mentioned in the statement to be held on the dates as given in the Date Sheet

**Sd/-**  
**Deputy controller of Examination**

### Important Examination and Result Guidelines:

While attempting your question paper in the examination hall, you have to strictly abide by various instructions which are printed on the cover page of each Answer Book. Some of the important guidelines are reproduced here for your benefit.

**Note: The appearance of the candidate is purely on provisional basis subject to determination of eligibility**

1. Always keep the Examination Admit Card/Roll No. Slip with you and show it the supervisory staff/inspection team on duty as and when required/demanded.
2. No candidate shall be allowed to carry inside the Examination Hall, any textual material, printed or written, bits of paper or any other material of like nature. If any candidate is found in possession of such material after commencement of examination- whether in use or not- he/she is liable to be disqualified. Cellular phones, pager and other Electronic devices are not allowed during the examination. Candidates must deposit these items in the custody of the supervisory staff well before the commencement of the Examination.
3. A candidate, who reports after 30 minutes of the commencement of the Examination, shall not be permitted to take the Examination.
4. Write your Roll No./Enrollment No. neatly and correctly on the right side of Answer Book in the box shown below the caption "To be filled by the candidate".
5. Write carefully the Name of Examination, Name of the Subject, Name of Paper/Course, Date of Examination at two places viz on the right side and on the left side of the cover page of the Answer Book at the space provided for purpose.
6. Mention the same Question No. against the answer of a question as given in the Question paper.
7. **After the declaration of result**, if the result of any candidate is captioned as PMA/LO/IR/DE/, he/she should immediately bring it to the notice of the Tabulation Section of Examination Wing within 15 days positively, failing which no claim whatsoever shall be entertained.
8. If a candidate appears in the subject/paper in which He/She is not otherwise eligible, His/Her examination to that subject/paper shall stand automatically cancelled and the candidate will have no claim whatsoever.



# University of Kashmir, Srinagar

## Admit Card

UG 5TH & 6TH Semester Backlog Examination Batch-2015.

<b>Course:</b>	<b>BA</b>	<b>Roll No:</b>	<b>20565603</b>
<b>Session:</b>	<b>Bi-Ann</b>	<b>Year:</b>	<b>2020</b>
<b>Name of the Candidate:</b>	ABDUL QUAYOOM BHAT		
<b>Son/Daughter of:</b>	AB MAJEED BHAT		
<b>Centre No:</b>	3		
<b>Name of the Centre:</b>	GOVT DEGREE COLLEGE, ANANTNAG (BOYS)		
<b>Subject(s) in which to be Examined:</b>	PS05-EC06		



Please admit the candidate (Provisionally) in the center for the subjects(s) mentioned in the statement to be held on the dates as given in the Date Sheet

**Sd/-**  
**Deputy controller of Examination**

### Important Examination and Result Guidelines:

While attempting your question paper in the examination hall, you have to strictly abide by various instructions which are printed on the cover page of each Answer Book. Some of the important guidelines are reproduced here for your benefit.

**Note: The appearance of the candidate is purely on provisional basis subject to determination of eligibility**


1. Always keep the Examination Admit Card/Roll No. Slip with you and show it the supervisory staff/inspection team on duty as and when required/demanded.
2. No candidate shall be allowed to carry inside the Examination Hall, any textual material, printed or written, bits of paper or any other material of like nature. If any candidate is found in possession of such material after commencement of examination- whether in use or not- he/she is liable to be disqualified. Cellular phones, pager and other Electronic devices are not allowed during the examination. Candidates must deposit these items in the custody of the supervisory staff well before the commencement of the Examination.
3. A candidate, who reports after 30 minutes of the commencement of the Examination, shall not be permitted to take the Examination.
4. Write your Roll No./Enrollment No. neatly and correctly on the right side of Answer Book in the box shown below the caption "To be filled by the candidate".
5. Write carefully the Name of Examination, Name of the Subject, Name of Paper/Course, Date of Examination at two places viz on the right side and on the left side of the cover page of the Answer Book at the space provided for purpose.
6. Mention the same Question No. against the answer of a question as given in the Question paper.
7. **After the declaration of result**, if the result of any candidate is captioned as PMA/LO/IR/DE/, he/she should immediately bring it to the notice of the Tabulation Section of Examination Wing within 15 days positively, failing which no claim whatsoever shall be entertained.
8. If a candidate appears in the subject/paper in which He/She is not otherwise eligible, His/Her examination to that subject/paper shall stand automatically cancelled and the candidate will have no claim whatsoever.



# University of Kashmir, Srinagar

## Admit Card

UG 5TH & 6TH Semester Backlog Examination Batch-2015.

<b>Course:</b>	<b>BA</b>	<b>Roll No:</b>	<b>20565604</b>
<b>Session:</b>	Bi-Ann	<b>Year:</b>	2020
<b>Name of the Candidate:</b>	ZEENAT SHAFI		
<b>Son/Daughter of:</b>	MOHD SHAFI SHAH		
<b>Centre No:</b>	3		
<b>Name of the Centre:</b>	GOVT DEGREE COLLEGE, ANANTNAG (BOYS)		
<b>Subject(s) in which to be Examined:</b>	IS05-IS06		

Please admit the candidate (Provisionally) in the center for the subjects(s) mentioned in the statement to be held on the dates as given in the Date Sheet

**Sd/-**  
**Deputy controller of Examination**

### Important Examination and Result Guidelines:

While attempting your question paper in the examination hall, you have to strictly abide by various instructions which are printed on the cover page of each Answer Book. Some of the important guidelines are reproduced here for your benefit.

**Note: The appearance of the candidate is purely on provisional basis subject to determination of eligibility**

1. Always keep the Examination Admit Card/Roll No. Slip with you and show it the supervisory staff/inspection team on duty as and when required/demanded.
2. No candidate shall be allowed to carry inside the Examination Hall, any textual material, printed or written, bits of paper or any other material of like nature. If any candidate is found in possession of such material after commencement of examination- whether in use or not- he/she is liable to be disqualified. Cellular phones, pager and other Electronic devices are not allowed during the examination. Candidates must deposit these items in the custody of the supervisory staff well before the commencement of the Examination.
3. A candidate, who reports after 30 minutes of the commencement of the Examination, shall not be permitted to take the Examination.
4. Write your Roll No./Enrollment No. neatly and correctly on the right side of Answer Book in the box shown below the caption "To be filled by the candidate".
5. Write carefully the Name of Examination, Name of the Subject, Name of Paper/Course, Date of Examination at two places viz on the right side and on the left side of the cover page of the Answer Book at the space provided for purpose.
6. Mention the same Question No. against the answer of a question as given in the Question paper.
7. **After the declaration of result**, if the result of any candidate is captioned as PMA/LO/IR/DE/, he/she should immediately bring it to the notice of the Tabulation Section of Examination Wing within 15 days positively, failing which no claim whatsoever shall be entertained.
8. If a candidate appears in the subject/paper in which He/She is not otherwise eligible, His/Her examination to that subject/paper shall stand automatically cancelled and the candidate will have no claim whatsoever.



# University of Kashmir, Srinagar

## Admit Card

UG 5TH & 6TH Semester Backlog Examination Batch-2015.

<b>Course:</b>	<b>BA</b>	<b>Roll No:</b>	<b>20565605</b>
<b>Session:</b>	<b>Bi-Ann</b>	<b>Year:</b>	<b>2020</b>
<b>Name of the Candidate:</b>	ISHFAQ AHMAD KHANDAY		
<b>Son/Daughter of:</b>	GH RASOOL KHANDAY		
<b>Centre No:</b>	3		
<b>Name of the Centre:</b>	GOVT DEGREE COLLEGE, ANANTNAG (BOYS)		
<b>Subject(s) in which to be Examined:</b>	ENG05		



Please admit the candidate (Provisionally) in the center for the subjects(s) mentioned in the statement to be held on the dates as given in the Date Sheet

**Sd/-**  
**Deputy controller of Examination**

### Important Examination and Result Guidelines:

While attempting your question paper in the examination hall, you have to strictly abide by various instructions which are printed on the cover page of each Answer Book. Some of the important guidelines are reproduced here for your benefit.

**Note: The appearance of the candidate is purely on provisional basis subject to determination of eligibility**

1. Always keep the Examination Admit Card/Roll No. Slip with you and show it the supervisory staff/inspection team on duty as and when required/demanded.
2. No candidate shall be allowed to carry inside the Examination Hall, any textual material, printed or written, bits of paper or any other material of like nature. If any candidate is found in possession of such material after commencement of examination- whether in use or not- he/she is liable to be disqualified. Cellular phones, pager and other Electronic devices are not allowed during the examination. Candidates must deposit these items in the custody of the supervisory staff well before the commencement of the Examination.
3. A candidate, who reports after 30 minutes of the commencement of the Examination, shall not be permitted to take the Examination.
4. Write your Roll No./Enrollment No. neatly and correctly on the right side of Answer Book in the box shown below the caption "To be filled by the candidate".
5. Write carefully the Name of Examination, Name of the Subject, Name of Paper/Course, Date of Examination at two places viz on the right side and on the left side of the cover page of the Answer Book at the space provided for purpose.
6. Mention the same Question No. against the answer of a question as given in the Question paper.
7. **After the declaration of result**, if the result of any candidate is captioned as PMA/LO/IR/DE/, he/she should immediately bring it to the notice of the Tabulation Section of Examination Wing within 15 days positively, failing which no claim whatsoever shall be entertained.
8. If a candidate appears in the subject/paper in which He/She is not otherwise eligible, His/Her examination to that subject/paper shall stand automatically cancelled and the candidate will have no claim whatsoever.






# University of Kashmir, Srinagar

## Admit Card

UG 5TH & 6TH Semester Backlog Examination Batch-2015.

<b>Course:</b>	<b>BA</b>	<b>Roll No:</b>	<b>20565606</b>
<b>Session:</b>	<b>Bi-Ann</b>	<b>Year:</b>	<b>2020</b>
<b>Name of the Candidate:</b>	AMIR HUSSAIN GANAIE		
<b>Son/Daughter of:</b>	GHULAM NABI GANAIE		
<b>Centre No:</b>	3		
<b>Name of the Centre:</b>	GOVT DEGREE COLLEGE, ANANTNAG (BOYS)		
<b>Subject(s) in which to be Examined:</b>	ENG05-UR05-UR06		

Please admit the candidate (Provisionally) in the center for the subjects(s) mentioned in the statement to be held on the dates as given in the Date Sheet

**Sd/-**  
**Deputy controller of Examination**

### Important Examination and Result Guidelines:

While attempting your question paper in the examination hall, you have to strictly abide by various instructions which are printed on the cover page of each Answer Book. Some of the important guidelines are reproduced here for your benefit.

**Note: The appearance of the candidate is purely on provisional basis subject to determination of eligibility**


1. Always keep the Examination Admit Card/Roll No. Slip with you and show it the supervisory staff/inspection team on duty as and when required/demanded.
2. No candidate shall be allowed to carry inside the Examination Hall, any textual material, printed or written, bits of paper or any other material of like nature. If any candidate is found in possession of such material after commencement of examination- whether in use or not- he/she is liable to be disqualified. Cellular phones, pager and other Electronic devices are not allowed during the examination. Candidates must deposit these items in the custody of the supervisory staff well before the commencement of the Examination.
3. A candidate, who reports after 30 minutes of the commencement of the Examination, shall not be permitted to take the Examination.
4. Write your Roll No./Enrollment No. neatly and correctly on the right side of Answer Book in the box shown below the caption "To be filled by the candidate".
5. Write carefully the Name of Examination, Name of the Subject, Name of Paper/Course, Date of Examination at two places viz on the right side and on the left side of the cover page of the Answer Book at the space provided for purpose.
6. Mention the same Question No. against the answer of a question as given in the Question paper.
7. **After the declaration of result**, if the result of any candidate is captioned as PMA/LO/IR/DE/, he/she should immediately bring it to the notice of the Tabulation Section of Examination Wing within 15 days positively, failing which no claim whatsoever shall be entertained.
8. If a candidate appears in the subject/paper in which He/She is not otherwise eligible, His/Her examination to that subject/paper shall stand automatically cancelled and the candidate will have no claim whatsoever.



# University of Kashmir, Srinagar

## Admit Card

UG 5TH & 6TH Semester Backlog Examination Batch-2015.

<b>Course:</b>	<b>BA</b>	<b>Roll No:</b>	<b>20565607</b>
<b>Session:</b>	<b>Bi-Ann</b>	<b>Year:</b>	<b>2020</b>
<b>Name of the Candidate:</b>	AABID HUSSAIN SHEIKH		
<b>Son/Daughter of:</b>	MOHD ASSAN SHEIKH		
<b>Centre No:</b>	3		
<b>Name of the Centre:</b>	GOVT DEGREE COLLEGE, ANANTNAG (BOYS)		
<b>Subject(s) in which to be Examined:</b>	ENG05-IS05-UR05-UR06		

Please admit the candidate (Provisionally) in the center for the subjects(s) mentioned in the statement to be held on the dates as given in the Date Sheet

**Sd/-**  
**Deputy controller of Examination**

### Important Examination and Result Guidelines:

While attempting your question paper in the examination hall, you have to strictly abide by various instructions which are printed on the cover page of each Answer Book. Some of the important guidelines are reproduced here for your benefit.

**Note: The appearance of the candidate is purely on provisional basis subject to determination of eligibility**

1. Always keep the Examination Admit Card/Roll No. Slip with you and show it the supervisory staff/inspection team on duty as and when required/demanded.
2. No candidate shall be allowed to carry inside the Examination Hall, any textual material, printed or written, bits of paper or any other material of like nature. If any candidate is found in possession of such material after commencement of examination- whether in use or not- he/she is liable to be disqualified. Cellular phones, pager and other Electronic devices are not allowed during the examination. Candidates must deposit these items in the custody of the supervisory staff well before the commencement of the Examination.
3. A candidate, who reports after 30 minutes of the commencement of the Examination, shall not be permitted to take the Examination.
4. Write your Roll No./Enrollment No. neatly and correctly on the right side of Answer Book in the box shown below the caption "To be filled by the candidate".
5. Write carefully the Name of Examination, Name of the Subject, Name of Paper/Course, Date of Examination at two places viz on the right side and on the left side of the cover page of the Answer Book at the space provided for purpose.
6. Mention the same Question No. against the answer of a question as given in the Question paper.
7. **After the declaration of result**, if the result of any candidate is captioned as PMA/LO/IR/DE/, he/she should immediately bring it to the notice of the Tabulation Section of Examination Wing within 15 days positively, failing which no claim whatsoever shall be entertained.
8. If a candidate appears in the subject/paper in which He/She is not otherwise eligible, His/Her examination to that subject/paper shall stand automatically cancelled and the candidate will have no claim whatsoever.



# University of Kashmir, Srinagar

## Admit Card

UG 5TH & 6TH Semester Backlog Examination Batch-2015.

<b>Course:</b>	<b>BA</b>	<b>Roll No:</b>	<b>20565608</b>
<b>Session:</b>	<b>Bi-Ann</b>	<b>Year:</b>	<b>2020</b>
<b>Name of the Candidate:</b>	RYHANA JAN		
<b>Son/Daughter of:</b>	KHAZIR MOHD SHAH		
<b>Centre No:</b>	3		
<b>Name of the Centre:</b>	GOVT DEGREE COLLEGE, ANANTNAG (BOYS)		
<b>Subject(s) in which to be Examined:</b>	ENG05		



Please admit the candidate (Provisionally) in the center for the subjects(s) mentioned in the statement to be held on the dates as given in the Date Sheet

**Sd/-**  
**Deputy controller of Examination**

### Important Examination and Result Guidelines:

While attempting your question paper in the examination hall, you have to strictly abide by various instructions which are printed on the cover page of each Answer Book. Some of the important guidelines are reproduced here for your benefit.

**Note: The appearance of the candidate is purely on provisional basis subject to determination of eligibility**

1. Always keep the Examination Admit Card/Roll No. Slip with you and show it the supervisory staff/inspection team on duty as and when required/demanded.
2. No candidate shall be allowed to carry inside the Examination Hall, any textual material, printed or written, bits of paper or any other material of like nature. If any candidate is found in possession of such material after commencement of examination- whether in use or not- he/she is liable to be disqualified. Cellular phones, pager and other Electronic devices are not allowed during the examination. Candidates must deposit these items in the custody of the supervisory staff well before the commencement of the Examination.
3. A candidate, who reports after 30 minutes of the commencement of the Examination, shall not be permitted to take the Examination.
4. Write your Roll No./Enrollment No. neatly and correctly on the right side of Answer Book in the box shown below the caption "To be filled by the candidate".
5. Write carefully the Name of Examination, Name of the Subject, Name of Paper/Course, Date of Examination at two places viz on the right side and on the left side of the cover page of the Answer Book at the space provided for purpose.
6. Mention the same Question No. against the answer of a question as given in the Question paper.
7. **After the declaration of result**, if the result of any candidate is captioned as PMA/LO/IR/DE/, he/she should immediately bring it to the notice of the Tabulation Section of Examination Wing within 15 days positively, failing which no claim whatsoever shall be entertained.
8. If a candidate appears in the subject/paper in which He/She is not otherwise eligible, His/Her examination to that subject/paper shall stand automatically cancelled and the candidate will have no claim whatsoever.



# University of Kashmir, Srinagar

## Admit Card

UG 5TH & 6TH Semester Backlog Examination Batch-2015.

<b>Course:</b>	<b>BA</b>	<b>Roll No:</b>	<b>20565609</b>
<b>Session:</b>	<b>Bi-Ann</b>	<b>Year:</b>	<b>2020</b>
<b>Name of the Candidate:</b>	GULZAR AHMAD MALIK		
<b>Son/Daughter of:</b>	BASHIR AHMAD MALIK		
<b>Centre No:</b>	3		
<b>Name of the Centre:</b>	GOVT DEGREE COLLEGE, ANANTNAG (BOYS)		
<b>Subject(s) in which to be Examined:</b>	ENG05		



Please admit the candidate (Provisionally) in the center for the subjects(s) mentioned in the statement to be held on the dates as given in the Date Sheet

**Sd/-**  
**Deputy controller of Examination**

### Important Examination and Result Guidelines:

While attempting your question paper in the examination hall, you have to strictly abide by various instructions which are printed on the cover page of each Answer Book. Some of the important guidelines are reproduced here for your benefit.

**Note: The appearance of the candidate is purely on provisional basis subject to determination of eligibility**

1. Always keep the Examination Admit Card/Roll No. Slip with you and show it the supervisory staff/inspection team on duty as and when required/demanded.
2. No candidate shall be allowed to carry inside the Examination Hall, any textual material, printed or written, bits of paper or any other material of like nature. If any candidate is found in possession of such material after commencement of examination- whether in use or not- he/she is liable to be disqualified. Cellular phones, pager and other Electronic devices are not allowed during the examination. Candidates must deposit these items in the custody of the supervisory staff well before the commencement of the Examination.
3. A candidate, who reports after 30 minutes of the commencement of the Examination, shall not be permitted to take the Examination.
4. Write your Roll No./Enrollment No. neatly and correctly on the right side of Answer Book in the box shown below the caption "To be filled by the candidate".
5. Write carefully the Name of Examination, Name of the Subject, Name of Paper/Course, Date of Examination at two places viz on the right side and on the left side of the cover page of the Answer Book at the space provided for purpose.
6. Mention the same Question No. against the answer of a question as given in the Question paper.
7. **After the declaration of result**, if the result of any candidate is captioned as PMA/LO/IR/DE/, he/she should immediately bring it to the notice of the Tabulation Section of Examination Wing within 15 days positively, failing which no claim whatsoever shall be entertained.
8. If a candidate appears in the subject/paper in which He/She is not otherwise eligible, His/Her examination to that subject/paper shall stand automatically cancelled and the candidate will have no claim whatsoever.



# University of Kashmir, Srinagar

## Admit Card

UG 5TH & 6TH Semester Backlog Examination Batch-2015.

<b>Course:</b>	<b>BA</b>	<b>Roll No:</b>	<b>20565610</b>
<b>Session:</b>	<b>Bi-Ann</b>	<b>Year:</b>	<b>2020</b>
<b>Name of the Candidate:</b>	REHYANA AKHTER		
<b>Son/Daughter of:</b>	GHULAM HASSAN WAGAY		
<b>Centre No:</b>	3		
<b>Name of the Centre:</b>	GOVT DEGREE COLLEGE, ANANTNAG (BOYS)		
<b>Subject(s) in which to be Examined:</b>	ENG05		



Please admit the candidate (Provisionally) in the center for the subjects(s) mentioned in the statement to be held on the dates as given in the Date Sheet

**Sd/-**  
**Deputy controller of Examination**

### Important Examination and Result Guidelines:

While attempting your question paper in the examination hall, you have to strictly abide by various instructions which are printed on the cover page of each Answer Book. Some of the important guidelines are reproduced here for your benefit.

**Note: The appearance of the candidate is purely on provisional basis subject to determination of eligibility**

1. Always keep the Examination Admit Card/Roll No. Slip with you and show it the supervisory staff/inspection team on duty as and when required/demanded.
2. No candidate shall be allowed to carry inside the Examination Hall, any textual material, printed or written, bits of paper or any other material of like nature. If any candidate is found in possession of such material after commencement of examination- whether in use or not- he/she is liable to be disqualified. Cellular phones, pager and other Electronic devices are not allowed during the examination. Candidates must deposit these items in the custody of the supervisory staff well before the commencement of the Examination.
3. A candidate, who reports after 30 minutes of the commencement of the Examination, shall not be permitted to take the Examination.
4. Write your Roll No./Enrollment No. neatly and correctly on the right side of Answer Book in the box shown below the caption "To be filled by the candidate".
5. Write carefully the Name of Examination, Name of the Subject, Name of Paper/Course, Date of Examination at two places viz on the right side and on the left side of the cover page of the Answer Book at the space provided for purpose.
6. Mention the same Question No. against the answer of a question as given in the Question paper.
7. **After the declaration of result**, if the result of any candidate is captioned as PMA/LO/IR/DE/, he/she should immediately bring it to the notice of the Tabulation Section of Examination Wing within 15 days positively, failing which no claim whatsoever shall be entertained.
8. If a candidate appears in the subject/paper in which He/She is not otherwise eligible, His/Her examination to that subject/paper shall stand automatically cancelled and the candidate will have no claim whatsoever.



# University of Kashmir, Srinagar

## Admit Card

UG 5TH & 6TH Semester Backlog Examination Batch-2015.

<b>Course:</b>	<b>BA</b>	<b>Roll No:</b>	<b>20565611</b>
<b>Session:</b>	<b>Bi-Ann</b>	<b>Year:</b>	<b>2020</b>
<b>Name of the Candidate:</b>	SUHEEL AHMAD BHAT		
<b>Son/Daughter of:</b>	GULAM MOHI UDDIN BHAT		
<b>Centre No:</b>	3		
<b>Name of the Centre:</b>	GOVT DEGREE COLLEGE, ANANTNAG (BOYS)		
<b>Subject(s) in which to be Examined:</b>	ENG05-IS05-IS06		



Please admit the candidate (Provisionally) in the center for the subjects(s) mentioned in the statement to be held on the dates as given in the Date Sheet

**Sd/-**  
**Deputy controller of Examination**

### Important Examination and Result Guidelines:

While attempting your question paper in the examination hall, you have to strictly abide by various instructions which are printed on the cover page of each Answer Book. Some of the important guidelines are reproduced here for your benefit.

**Note: The appearance of the candidate is purely on provisional basis subject to determination of eligibility**


1. Always keep the Examination Admit Card/Roll No. Slip with you and show it the supervisory staff/inspection team on duty as and when required/demanded.
2. No candidate shall be allowed to carry inside the Examination Hall, any textual material, printed or written, bits of paper or any other material of like nature. If any candidate is found in possession of such material after commencement of examination- whether in use or not- he/she is liable to be disqualified. Cellular phones, pager and other Electronic devices are not allowed during the examination. Candidates must deposit these items in the custody of the supervisory staff well before the commencement of the Examination.
3. A candidate, who reports after 30 minutes of the commencement of the Examination, shall not be permitted to take the Examination.
4. Write your Roll No./Enrollment No. neatly and correctly on the right side of Answer Book in the box shown below the caption "To be filled by the candidate".
5. Write carefully the Name of Examination, Name of the Subject, Name of Paper/Course, Date of Examination at two places viz on the right side and on the left side of the cover page of the Answer Book at the space provided for purpose.
6. Mention the same Question No. against the answer of a question as given in the Question paper.
7. **After the declaration of result**, if the result of any candidate is captioned as PMA/LO/IR/DE/, he/she should immediately bring it to the notice of the Tabulation Section of Examination Wing within 15 days positively, failing which no claim whatsoever shall be entertained.
8. If a candidate appears in the subject/paper in which He/She is not otherwise eligible, His/Her examination to that subject/paper shall stand automatically cancelled and the candidate will have no claim whatsoever.



# University of Kashmir, Srinagar

## Admit Card

UG 5TH & 6TH Semester Backlog Examination Batch-2015.

<b>Course:</b>	<b>BA</b>	<b>Roll No:</b>	<b>20565612</b>
<b>Session:</b>	Bi-Ann	<b>Year:</b>	2020
<b>Name of the Candidate:</b>	MUSHAWAR IFSHAN		
<b>Son/Daughter of:</b>	JAVID AHMAD TELI		
<b>Centre No:</b>	3		
<b>Name of the Centre:</b>	GOVT DEGREE COLLEGE, ANANTNAG (BOYS)		
<b>Subject(s) in which to be Examined:</b>	IS05-IS06		

Please admit the candidate (Provisionally) in the center for the subjects(s) mentioned in the statement to be held on the dates as given in the Date Sheet

**Sd/-**  
**Deputy controller of Examination**

### Important Examination and Result Guidelines:

While attempting your question paper in the examination hall, you have to strictly abide by various instructions which are printed on the cover page of each Answer Book. Some of the important guidelines are reproduced here for your benefit.

**Note: The appearance of the candidate is purely on provisional basis subject to determination of eligibility**


1. Always keep the Examination Admit Card/Roll No. Slip with you and show it the supervisory staff/inspection team on duty as and when required/demanded.
2. No candidate shall be allowed to carry inside the Examination Hall, any textual material, printed or written, bits of paper or any other material of like nature. If any candidate is found in possession of such material after commencement of examination- whether in use or not- he/she is liable to be disqualified. Cellular phones, pager and other Electronic devices are not allowed during the examination. Candidates must deposit these items in the custody of the supervisory staff well before the commencement of the Examination.
3. A candidate, who reports after 30 minutes of the commencement of the Examination, shall not be permitted to take the Examination.
4. Write your Roll No./Enrollment No. neatly and correctly on the right side of Answer Book in the box shown below the caption "To be filled by the candidate".
5. Write carefully the Name of Examination, Name of the Subject, Name of Paper/Course, Date of Examination at two places viz on the right side and on the left side of the cover page of the Answer Book at the space provided for purpose.
6. Mention the same Question No. against the answer of a question as given in the Question paper.
7. **After the declaration of result**, if the result of any candidate is captioned as PMA/LO/IR/DE/, he/she should immediately bring it to the notice of the Tabulation Section of Examination Wing within 15 days positively, failing which no claim whatsoever shall be entertained.
8. If a candidate appears in the subject/paper in which He/She is not otherwise eligible, His/Her examination to that subject/paper shall stand automatically cancelled and the candidate will have no claim whatsoever.



# University of Kashmir, Srinagar

## Admit Card

UG 5TH & 6TH Semester Backlog Examination Batch-2015.

<b>Course:</b>	<b>BA</b>	<b>Roll No:</b>	<b>20565613</b>
<b>Session:</b>	<b>Bi-Ann</b>	<b>Year:</b>	<b>2020</b>
<b>Name of the Candidate:</b>	<b>MUSHTAQ AHMAD KHAN</b>		
<b>Son/Daughter of:</b>	<b>JUMA KHAN</b>		
<b>Centre No:</b>	<b>3</b>		
<b>Name of the Centre:</b>	<b>GOVT DEGREE COLLEGE, ANANTNAG (BOYS)</b>		
<b>Subject(s) in which to be Examined:</b>	<b>ENG05</b>		

Please admit the candidate (Provisionally) in the center for the subjects(s) mentioned in the statement to be held on the dates as given in the Date Sheet

**Sd/-**  
**Deputy controller of Examination**

### Important Examination and Result Guidelines:

While attempting your question paper in the examination hall, you have to strictly abide by various instructions which are printed on the cover page of each Answer Book. Some of the important guidelines are reproduced here for your benefit.

**Note: The appearance of the candidate is purely on provisional basis subject to determination of eligibility**

1. Always keep the Examination Admit Card/Roll No. Slip with you and show it the supervisory staff/inspection team on duty as and when required/demanded.
2. No candidate shall be allowed to carry inside the Examination Hall, any textual material, printed or written, bits of paper or any other material of like nature. If any candidate is found in possession of such material after commencement of examination- whether in use or not- he/she is liable to be disqualified. Cellular phones, pager and other Electronic devices are not allowed during the examination. Candidates must deposit these items in the custody of the supervisory staff well before the commencement of the Examination.
3. A candidate, who reports after 30 minutes of the commencement of the Examination, shall not be permitted to take the Examination.
4. Write your Roll No./Enrollment No. neatly and correctly on the right side of Answer Book in the box shown below the caption "To be filled by the candidate".
5. Write carefully the Name of Examination, Name of the Subject, Name of Paper/Course, Date of Examination at two places viz on the right side and on the left side of the cover page of the Answer Book at the space provided for purpose.
6. Mention the same Question No. against the answer of a question as given in the Question paper.
7. **After the declaration of result**, if the result of any candidate is captioned as PMA/LO/IR/DE/, he/she should immediately bring it to the notice of the Tabulation Section of Examination Wing within 15 days positively, failing which no claim whatsoever shall be entertained.
8. If a candidate appears in the subject/paper in which He/She is not otherwise eligible, His/Her examination to that subject/paper shall stand automatically cancelled and the candidate will have no claim whatsoever.






# University of Kashmir, Srinagar

## Admit Card

UG 5TH & 6TH Semester Backlog Examination Batch-2015.

<b>Course:</b> BA	<b>Roll No:</b> 20565614
<b>Session:</b> Bi-Ann	<b>Year:</b> 2020
<b>Name of the Candidate:</b> RAFIA JAN	
<b>Son/Daughter of:</b> MOHAMMAD ABDULLAH BHAT	
<b>Centre No:</b> 3	
<b>Name of the Centre:</b> GOVT DEGREE COLLEGE, ANANTNAG (BOYS)	
<b>Subject(s) in which to be Examined:</b> UR05	

Please admit the candidate (Provisionally) in the center for the subjects(s) mentioned in the statement to be held on the dates as given in the Date Sheet

Sd/-  
Deputy controller of Examination

### Important Examination and Result Guidelines:

While attempting your question paper in the examination hall, you have to strictly abide by various instructions which are printed on the cover page of each Answer Book. Some of the important guidelines are reproduced here for your benefit.

**Note: The appearance of the candidate is purely on provisional basis subject to determination of eligibility**


1. Always keep the Examination Admit Card/Roll No. Slip with you and show it the supervisory staff/inspection team on duty as and when required/demanded.
2. No candidate shall be allowed to carry inside the Examination Hall, any textual material, printed or written, bits of paper or any other material of like nature. If any candidate is found in possession of such material after commencement of examination- whether in use or not- he/she is liable to be disqualified. Cellular phones, pager and other Electronic devices are not allowed during the examination. Candidates must deposit these items in the custody of the supervisory staff well before the commencement of the Examination.
3. A candidate, who reports after 30 minutes of the commencement of the Examination, shall not be permitted to take the Examination.
4. Write your Roll No./Enrollment No. neatly and correctly on the right side of Answer Book in the box shown below the caption "To be filled by the candidate".
5. Write carefully the Name of Examination, Name of the Subject, Name of Paper/Course, Date of Examination at two places viz on the right side and on the left side of the cover page of the Answer Book at the space provided for purpose.
6. Mention the same Question No. against the answer of a question as given in the Question paper.
7. **After the declaration of result**, if the result of any candidate is captioned as PMA/LO/IR/DE/, he/she should immediately bring it to the notice of the Tabulation Section of Examination Wing within 15 days positively, failing which no claim whatsoever shall be entertained.
8. If a candidate appears in the subject/paper in which He/She is not otherwise eligible, His/Her examination to that subject/paper shall stand automatically cancelled and the candidate will have no claim whatsoever.



# University of Kashmir, Srinagar

## Admit Card

UG 5TH & 6TH Semester Backlog Examination Batch-2015.

<b>Course:</b>	<b>BA</b>	<b>Roll No:</b>	<b>20565615</b>
<b>Session:</b>	<b>Bi-Ann</b>	<b>Year:</b>	<b>2020</b>
<b>Name of the Candidate:</b>	DOUSA JAN		
<b>Son/Daughter of:</b>	GH NABI AHANGER		
<b>Centre No:</b>	3		
<b>Name of the Centre:</b>	GOVT DEGREE COLLEGE, ANANTNAG (BOYS)		
<b>Subject(s) in which to be Examined:</b>	ENG05		

Please admit the candidate (Provisionally) in the center for the subjects(s) mentioned in the statement to be held on the dates as given in the Date Sheet

**Sd/-**  
**Deputy controller of Examination**

### Important Examination and Result Guidelines:

While attempting your question paper in the examination hall, you have to strictly abide by various instructions which are printed on the cover page of each Answer Book. Some of the important guidelines are reproduced here for your benefit.

**Note: The appearance of the candidate is purely on provisional basis subject to determination of eligibility**

1. Always keep the Examination Admit Card/Roll No. Slip with you and show it the supervisory staff/inspection team on duty as and when required/demanded.
2. No candidate shall be allowed to carry inside the Examination Hall, any textual material, printed or written, bits of paper or any other material of like nature. If any candidate is found in possession of such material after commencement of examination- whether in use or not- he/she is liable to be disqualified. Cellular phones, pager and other Electronic devices are not allowed during the examination. Candidates must deposit these items in the custody of the supervisory staff well before the commencement of the Examination.
3. A candidate, who reports after 30 minutes of the commencement of the Examination, shall not be permitted to take the Examination.
4. Write your Roll No./Enrollment No. neatly and correctly on the right side of Answer Book in the box shown below the caption "To be filled by the candidate".
5. Write carefully the Name of Examination, Name of the Subject, Name of Paper/Course, Date of Examination at two places viz on the right side and on the left side of the cover page of the Answer Book at the space provided for purpose.
6. Mention the same Question No. against the answer of a question as given in the Question paper.
7. **After the declaration of result**, if the result of any candidate is captioned as PMA/LO/IR/DE/, he/she should immediately bring it to the notice of the Tabulation Section of Examination Wing within 15 days positively, failing which no claim whatsoever shall be entertained.
8. If a candidate appears in the subject/paper in which He/She is not otherwise eligible, His/Her examination to that subject/paper shall stand automatically cancelled and the candidate will have no claim whatsoever.



# University of Kashmir, Srinagar

## Admit Card

UG 5TH & 6TH Semester Backlog Examination Batch-2015.

<b>Course:</b>	<b>BA</b>	<b>Roll No:</b>	<b>20565616</b>
<b>Session:</b>	<b>Bi-Ann</b>	<b>Year:</b>	<b>2020</b>
<b>Name of the Candidate:</b>	RAFEE JAN		
<b>Son/Daughter of:</b>	AB RAHMAN WANI		
<b>Centre No:</b>	3		
<b>Name of the Centre:</b>	GOVT DEGREE COLLEGE, ANANTNAG (BOYS)		
<b>Subject(s) in which to be Examined:</b>	ENG05-IS06		



Please admit the candidate (Provisionally) in the center for the subjects(s) mentioned in the statement to be held on the dates as given in the Date Sheet

**Sd/-**  
**Deputy controller of Examination**

### Important Examination and Result Guidelines:

While attempting your question paper in the examination hall, you have to strictly abide by various instructions which are printed on the cover page of each Answer Book. Some of the important guidelines are reproduced here for your benefit.

**Note: The appearance of the candidate is purely on provisional basis subject to determination of eligibility**


1. Always keep the Examination Admit Card/Roll No. Slip with you and show it the supervisory staff/inspection team on duty as and when required/demanded.
2. No candidate shall be allowed to carry inside the Examination Hall, any textual material, printed or written, bits of paper or any other material of like nature. If any candidate is found in possession of such material after commencement of examination- whether in use or not- he/she is liable to be disqualified. Cellular phones, pager and other Electronic devices are not allowed during the examination. Candidates must deposit these items in the custody of the supervisory staff well before the commencement of the Examination.
3. A candidate, who reports after 30 minutes of the commencement of the Examination, shall not be permitted to take the Examination.
4. Write your Roll No./Enrollment No. neatly and correctly on the right side of Answer Book in the box shown below the caption "To be filled by the candidate".
5. Write carefully the Name of Examination, Name of the Subject, Name of Paper/Course, Date of Examination at two places viz on the right side and on the left side of the cover page of the Answer Book at the space provided for purpose.
6. Mention the same Question No. against the answer of a question as given in the Question paper.
7. **After the declaration of result**, if the result of any candidate is captioned as PMA/LO/IR/DE/, he/she should immediately bring it to the notice of the Tabulation Section of Examination Wing within 15 days positively, failing which no claim whatsoever shall be entertained.
8. If a candidate appears in the subject/paper in which He/She is not otherwise eligible, His/Her examination to that subject/paper shall stand automatically cancelled and the candidate will have no claim whatsoever.



# University of Kashmir, Srinagar

## Admit Card

UG 5TH & 6TH Semester Backlog Examination Batch-2015.

<b>Course:</b>	<b>BA</b>	<b>Roll No:</b>	<b>20565617</b>
<b>Session:</b>	<b>Bi-Ann</b>	<b>Year:</b>	<b>2020</b>
<b>Name of the Candidate:</b>	<b>NUSRAT BASHIR</b>		
<b>Son/Daughter of:</b>	<b>BASHIR AHMAD MIR</b>		
<b>Centre No:</b>	<b>3</b>		
<b>Name of the Centre:</b>	<b>GOVT DEGREE COLLEGE, ANANTNAG (BOYS)</b>		
<b>Subject(s) in which to be Examined:</b>	<b>IS05</b>		

Please admit the candidate (Provisionally) in the center for the subjects(s) mentioned in the statement to be held on the dates as given in the Date Sheet

**Sd/-**  
**Deputy controller of Examination**

### Important Examination and Result Guidelines:

While attempting your question paper in the examination hall, you have to strictly abide by various instructions which are printed on the cover page of each Answer Book. Some of the important guidelines are reproduced here for your benefit.

**Note: The appearance of the candidate is purely on provisional basis subject to determination of eligibility**

1. Always keep the Examination Admit Card/Roll No. Slip with you and show it the supervisory staff/inspection team on duty as and when required/demanded.
2. No candidate shall be allowed to carry inside the Examination Hall, any textual material, printed or written, bits of paper or any other material of like nature. If any candidate is found in possession of such material after commencement of examination- whether in use or not- he/she is liable to be disqualified. Cellular phones, pager and other Electronic devices are not allowed during the examination. Candidates must deposit these items in the custody of the supervisory staff well before the commencement of the Examination.
3. A candidate, who reports after 30 minutes of the commencement of the Examination, shall not be permitted to take the Examination.
4. Write your Roll No./Enrollment No. neatly and correctly on the right side of Answer Book in the box shown below the caption "To be filled by the candidate".
5. Write carefully the Name of Examination, Name of the Subject, Name of Paper/Course, Date of Examination at two places viz on the right side and on the left side of the cover page of the Answer Book at the space provided for purpose.
6. Mention the same Question No. against the answer of a question as given in the Question paper.
7. **After the declaration of result**, if the result of any candidate is captioned as PMA/LO/IR/DE/, he/she should immediately bring it to the notice of the Tabulation Section of Examination Wing within 15 days positively, failing which no claim whatsoever shall be entertained.
8. If a candidate appears in the subject/paper in which He/She is not otherwise eligible, His/Her examination to that subject/paper shall stand automatically cancelled and the candidate will have no claim whatsoever.



# University of Kashmir, Srinagar

## Admit Card

UG 5TH & 6TH Semester Backlog Examination Batch-2015.

**Course:** BA **Roll No:** 20565618

**Session:** Bi-Ann **Year:** 2020

**Name of the Candidate:** TANVEERA JAN

**Son/Daughter of:** GH MOHD WANI

**Centre No:** 3

**Name of the Centre:** GOVT DEGREE COLLEGE, ANANTNAG (BOYS)

**Subject(s) in which to be Examined:** ENG05



Please admit the candidate (Provisionally) in the center for the subjects(s) mentioned in the statement to be held on the dates as given in the Date Sheet

**Sd/-**

**Deputy controller of Examination**

### Important Examination and Result Guidelines:

While attempting your question paper in the examination hall, you have to strictly abide by various instructions which are printed on the cover page of each Answer Book. Some of the important guidelines are reproduced here for your benefit.

**Note: The appearance of the candidate is purely on provisional basis subject to determination of eligibility**

1. Always keep the Examination Admit Card/Roll No. Slip with you and show it the supervisory staff/inspection team on duty as and when required/demanded.
2. No candidate shall be allowed to carry inside the Examination Hall, any textual material, printed or written, bits of paper or any other material of like nature. If any candidate is found in possession of such material after commencement of examination- whether in use or not- he/she is liable to be disqualified. Cellular phones, pager and other Electronic devices are not allowed during the examination. Candidates must deposit these items in the custody of the supervisory staff well before the commencement of the Examination.
3. A candidate, who reports after 30 minutes of the commencement of the Examination, shall not be permitted to take the Examination.
4. Write your Roll No./Enrollment No. neatly and correctly on the right side of Answer Book in the box shown below the caption "To be filled by the candidate".
5. Write carefully the Name of Examination, Name of the Subject, Name of Paper/Course, Date of Examination at two places viz on the right side and on the left side of the cover page of the Answer Book at the space provided for purpose.
6. Mention the same Question No. against the answer of a question as given in the Question paper.
7. **After the declaration of result**, if the result of any candidate is captioned as PMA/LO/IR/DE/, he/she should immediately bring it to the notice of the Tabulation Section of Examination Wing within 15 days positively, failing which no claim whatsoever shall be entertained.
8. If a candidate appears in the subject/paper in which He/She is not otherwise eligible, His/Her examination to that subject/paper shall stand automatically cancelled and the candidate will have no claim whatsoever.



# University of Kashmir, Srinagar

## Admit Card

UG 5TH & 6TH Semester Backlog Examination Batch-2015.

<b>Course:</b>	<b>BA</b>	<b>Roll No:</b>	<b>20565619</b>
<b>Session:</b>	<b>Bi-Ann</b>	<b>Year:</b>	<b>2020</b>
<b>Name of the Candidate:</b>	HUMIRA YOUSUF		
<b>Son/Daughter of:</b>	MOHAMMAD YOUSUF LONE		
<b>Centre No:</b>	3		
<b>Name of the Centre:</b>	GOVT DEGREE COLLEGE, ANANTNAG (BOYS)		
<b>Subject(s) in which to be Examined:</b>	IS05		



Please admit the candidate (Provisionally) in the center for the subjects(s) mentioned in the statement to be held on the dates as given in the Date Sheet

**Sd/-**  
**Deputy controller of Examination**

### Important Examination and Result Guidelines:

While attempting your question paper in the examination hall, you have to strictly abide by various instructions which are printed on the cover page of each Answer Book. Some of the important guidelines are reproduced here for your benefit.

**Note: The appearance of the candidate is purely on provisional basis subject to determination of eligibility**

1. Always keep the Examination Admit Card/Roll No. Slip with you and show it the supervisory staff/inspection team on duty as and when required/demanded.
2. No candidate shall be allowed to carry inside the Examination Hall, any textual material, printed or written, bits of paper or any other material of like nature. If any candidate is found in possession of such material after commencement of examination- whether in use or not- he/she is liable to be disqualified. Cellular phones, pager and other Electronic devices are not allowed during the examination. Candidates must deposit these items in the custody of the supervisory staff well before the commencement of the Examination.
3. A candidate, who reports after 30 minutes of the commencement of the Examination, shall not be permitted to take the Examination.
4. Write your Roll No./Enrollment No. neatly and correctly on the right side of Answer Book in the box shown below the caption "To be filled by the candidate".
5. Write carefully the Name of Examination, Name of the Subject, Name of Paper/Course, Date of Examination at two places viz on the right side and on the left side of the cover page of the Answer Book at the space provided for purpose.
6. Mention the same Question No. against the answer of a question as given in the Question paper.
7. **After the declaration of result**, if the result of any candidate is captioned as PMA/LO/IR/DE/, he/she should immediately bring it to the notice of the Tabulation Section of Examination Wing within 15 days positively, failing which no claim whatsoever shall be entertained.
8. If a candidate appears in the subject/paper in which He/She is not otherwise eligible, His/Her examination to that subject/paper shall stand automatically cancelled and the candidate will have no claim whatsoever.



# University of Kashmir, Srinagar

## Admit Card

UG 5TH & 6TH Semester Backlog Examination Batch-2015.

<b>Course:</b>	<b>BA</b>	<b>Roll No:</b>	<b>20565620</b>
<b>Session:</b>	<b>Bi-Ann</b>	<b>Year:</b>	<b>2020</b>
<b>Name of the Candidate:</b>	SHAMEE AKHTER		
<b>Son/Daughter of:</b>	GH HASSAN NAIKOO		
<b>Centre No:</b>	3		
<b>Name of the Centre:</b>	GOVT DEGREE COLLEGE, ANANTNAG (BOYS)		
<b>Subject(s) in which to be Examined:</b>	ENG05		



Please admit the candidate (Provisionally) in the center for the subjects(s) mentioned in the statement to be held on the dates as given in the Date Sheet

**Sd/-**  
**Deputy controller of Examination**

### Important Examination and Result Guidelines:

While attempting your question paper in the examination hall, you have to strictly abide by various instructions which are printed on the cover page of each Answer Book. Some of the important guidelines are reproduced here for your benefit.

**Note: The appearance of the candidate is purely on provisional basis subject to determination of eligibility**

1. Always keep the Examination Admit Card/Roll No. Slip with you and show it the supervisory staff/inspection team on duty as and when required/demanded.
2. No candidate shall be allowed to carry inside the Examination Hall, any textual material, printed or written, bits of paper or any other material of like nature. If any candidate is found in possession of such material after commencement of examination- whether in use or not- he/she is liable to be disqualified. Cellular phones, pager and other Electronic devices are not allowed during the examination. Candidates must deposit these items in the custody of the supervisory staff well before the commencement of the Examination.
3. A candidate, who reports after 30 minutes of the commencement of the Examination, shall not be permitted to take the Examination.
4. Write your Roll No./Enrollment No. neatly and correctly on the right side of Answer Book in the box shown below the caption "To be filled by the candidate".
5. Write carefully the Name of Examination, Name of the Subject, Name of Paper/Course, Date of Examination at two places viz on the right side and on the left side of the cover page of the Answer Book at the space provided for purpose.
6. Mention the same Question No. against the answer of a question as given in the Question paper.
7. **After the declaration of result**, if the result of any candidate is captioned as PMA/LO/IR/DE/, he/she should immediately bring it to the notice of the Tabulation Section of Examination Wing within 15 days positively, failing which no claim whatsoever shall be entertained.
8. If a candidate appears in the subject/paper in which He/She is not otherwise eligible, His/Her examination to that subject/paper shall stand automatically cancelled and the candidate will have no claim whatsoever.



# University of Kashmir, Srinagar

## Admit Card

UG 5TH & 6TH Semester Backlog Examination Batch-2015.

<b>Course:</b>	<b>BA</b>	<b>Roll No:</b>	<b>20565621</b>
<b>Session:</b>	<b>Bi-Ann</b>	<b>Year:</b>	<b>2020</b>
<b>Name of the Candidate:</b>	SHOWKET AHMAD GANIE		
<b>Son/Daughter of:</b>	NAZIR AHMAD GANIE		
<b>Centre No:</b>	3		
<b>Name of the Centre:</b>	GOVT DEGREE COLLEGE, ANANTNAG (BOYS)		
<b>Subject(s) in which to be Examined:</b>	IS05-ENG06-ED06-IS06-UR06		



Please admit the candidate (Provisionally) in the center for the subjects(s) mentioned in the statement to be held on the dates as given in the Date Sheet

**Sd/-**  
**Deputy controller of Examination**

### Important Examination and Result Guidelines:

While attempting your question paper in the examination hall, you have to strictly abide by various instructions which are printed on the cover page of each Answer Book. Some of the important guidelines are reproduced here for your benefit.

**Note: The appearance of the candidate is purely on provisional basis subject to determination of eligibility**

1. Always keep the Examination Admit Card/Roll No. Slip with you and show it the supervisory staff/inspection team on duty as and when required/demanded.
2. No candidate shall be allowed to carry inside the Examination Hall, any textual material, printed or written, bits of paper or any other material of like nature. If any candidate is found in possession of such material after commencement of examination- whether in use or not- he/she is liable to be disqualified. Cellular phones, pager and other Electronic devices are not allowed during the examination. Candidates must deposit these items in the custody of the supervisory staff well before the commencement of the Examination.
3. A candidate, who reports after 30 minutes of the commencement of the Examination, shall not be permitted to take the Examination.
4. Write your Roll No./Enrollment No. neatly and correctly on the right side of Answer Book in the box shown below the caption "To be filled by the candidate".
5. Write carefully the Name of Examination, Name of the Subject, Name of Paper/Course, Date of Examination at two places viz on the right side and on the left side of the cover page of the Answer Book at the space provided for purpose.
6. Mention the same Question No. against the answer of a question as given in the Question paper.
7. **After the declaration of result**, if the result of any candidate is captioned as PMA/LO/IR/DE/, he/she should immediately bring it to the notice of the Tabulation Section of Examination Wing within 15 days positively, failing which no claim whatsoever shall be entertained.
8. If a candidate appears in the subject/paper in which He/She is not otherwise eligible, His/Her examination to that subject/paper shall stand automatically cancelled and the candidate will have no claim whatsoever.





# University of Kashmir, Srinagar

## Admit Card

UG 5TH & 6TH Semester Backlog Examination Batch-2015.

<b>Course:</b>	<b>BA</b>	<b>Roll No:</b>	<b>20565622</b>
<b>Session:</b>	<b>Bi-Ann</b>	<b>Year:</b>	<b>2020</b>
<b>Name of the Candidate:</b>	DANISH MANZOOR		
<b>Son/Daughter of:</b>	MANZOOR AHMAD MIR		
<b>Centre No:</b>	3		
<b>Name of the Centre:</b>	GOVT DEGREE COLLEGE, ANANTNAG (BOYS)		
<b>Subject(s) in which to be Examined:</b>	PS05		



Please admit the candidate (Provisionally) in the center for the subjects(s) mentioned in the statement to be held on the dates as given in the Date Sheet

**Sd/-**  
**Deputy controller of Examination**

### Important Examination and Result Guidelines:

While attempting your question paper in the examination hall, you have to strictly abide by various instructions which are printed on the cover page of each Answer Book. Some of the important guidelines are reproduced here for your benefit.

**Note: The appearance of the candidate is purely on provisional basis subject to determination of eligibility**

1. Always keep the Examination Admit Card/Roll No. Slip with you and show it the supervisory staff/inspection team on duty as and when required/demanded.
2. No candidate shall be allowed to carry inside the Examination Hall, any textual material, printed or written, bits of paper or any other material of like nature. If any candidate is found in possession of such material after commencement of examination- whether in use or not- he/she is liable to be disqualified. Cellular phones, pager and other Electronic devices are not allowed during the examination. Candidates must deposit these items in the custody of the supervisory staff well before the commencement of the Examination.
3. A candidate, who reports after 30 minutes of the commencement of the Examination, shall not be permitted to take the Examination.
4. Write your Roll No./Enrollment No. neatly and correctly on the right side of Answer Book in the box shown below the caption "To be filled by the candidate".
5. Write carefully the Name of Examination, Name of the Subject, Name of Paper/Course, Date of Examination at two places viz on the right side and on the left side of the cover page of the Answer Book at the space provided for purpose.
6. Mention the same Question No. against the answer of a question as given in the Question paper.
7. **After the declaration of result**, if the result of any candidate is captioned as PMA/LO/IR/DE/, he/she should immediately bring it to the notice of the Tabulation Section of Examination Wing within 15 days positively, failing which no claim whatsoever shall be entertained.
8. If a candidate appears in the subject/paper in which He/She is not otherwise eligible, His/Her examination to that subject/paper shall stand automatically cancelled and the candidate will have no claim whatsoever.



# University of Kashmir, Srinagar

## Admit Card

UG 5TH & 6TH Semester Backlog Examination Batch-2015.

<b>Course:</b>	<b>BA</b>	<b>Roll No:</b>	<b>20565623</b>
<b>Session:</b>	<b>Bi-Ann</b>	<b>Year:</b>	<b>2020</b>
<b>Name of the Candidate:</b>	REYAZ AHMAD SHAH		
<b>Son/Daughter of:</b>	NOOR UD DIN SHAH		
<b>Centre No:</b>	3		
<b>Name of the Centre:</b>	GOVT DEGREE COLLEGE, ANANTNAG (BOYS)		
<b>Subject(s) in which to be Examined:</b>	ENG05		



Please admit the candidate (Provisionally) in the center for the subjects(s) mentioned in the statement to be held on the dates as given in the Date Sheet

**Sd/-**  
**Deputy controller of Examination**

### Important Examination and Result Guidelines:

While attempting your question paper in the examination hall, you have to strictly abide by various instructions which are printed on the cover page of each Answer Book. Some of the important guidelines are reproduced here for your benefit.

**Note: The appearance of the candidate is purely on provisional basis subject to determination of eligibility**

1. Always keep the Examination Admit Card/Roll No. Slip with you and show it the supervisory staff/inspection team on duty as and when required/demanded.
2. No candidate shall be allowed to carry inside the Examination Hall, any textual material, printed or written, bits of paper or any other material of like nature. If any candidate is found in possession of such material after commencement of examination- whether in use or not- he/she is liable to be disqualified. Cellular phones, pager and other Electronic devices are not allowed during the examination. Candidates must deposit these items in the custody of the supervisory staff well before the commencement of the Examination.
3. A candidate, who reports after 30 minutes of the commencement of the Examination, shall not be permitted to take the Examination.
4. Write your Roll No./Enrollment No. neatly and correctly on the right side of Answer Book in the box shown below the caption "To be filled by the candidate".
5. Write carefully the Name of Examination, Name of the Subject, Name of Paper/Course, Date of Examination at two places viz on the right side and on the left side of the cover page of the Answer Book at the space provided for purpose.
6. Mention the same Question No. against the answer of a question as given in the Question paper.
7. **After the declaration of result**, if the result of any candidate is captioned as PMA/LO/IR/DE/, he/she should immediately bring it to the notice of the Tabulation Section of Examination Wing within 15 days positively, failing which no claim whatsoever shall be entertained.
8. If a candidate appears in the subject/paper in which He/She is not otherwise eligible, His/Her examination to that subject/paper shall stand automatically cancelled and the candidate will have no claim whatsoever.



# University of Kashmir, Srinagar

## Admit Card

UG 5TH & 6TH Semester Backlog Examination Batch-2015.

<b>Course:</b>	<b>BA</b>	<b>Roll No:</b>	<b>20565624</b>
<b>Session:</b>	<b>Bi-Ann</b>	<b>Year:</b>	<b>2020</b>
<b>Name of the Candidate:</b>	RASHID AHMAD NAIKOO		
<b>Son/Daughter of:</b>	MOHAMMAD SHABAN NAIKOO		
<b>Centre No:</b>	3		
<b>Name of the Centre:</b>	GOVT DEGREE COLLEGE, ANANTNAG (BOYS)		
<b>Subject(s) in which to be Examined:</b>	ENG05-UR06		



Please admit the candidate (Provisionally) in the center for the subjects(s) mentioned in the statement to be held on the dates as given in the Date Sheet

**Sd/-**  
**Deputy controller of Examination**

### Important Examination and Result Guidelines:

While attempting your question paper in the examination hall, you have to strictly abide by various instructions which are printed on the cover page of each Answer Book. Some of the important guidelines are reproduced here for your benefit.

**Note: The appearance of the candidate is purely on provisional basis subject to determination of eligibility**

1. Always keep the Examination Admit Card/Roll No. Slip with you and show it the supervisory staff/inspection team on duty as and when required/demanded.
2. No candidate shall be allowed to carry inside the Examination Hall, any textual material, printed or written, bits of paper or any other material of like nature. If any candidate is found in possession of such material after commencement of examination- whether in use or not- he/she is liable to be disqualified. Cellular phones, pager and other Electronic devices are not allowed during the examination. Candidates must deposit these items in the custody of the supervisory staff well before the commencement of the Examination.
3. A candidate, who reports after 30 minutes of the commencement of the Examination, shall not be permitted to take the Examination.
4. Write your Roll No./Enrollment No. neatly and correctly on the right side of Answer Book in the box shown below the caption "To be filled by the candidate".
5. Write carefully the Name of Examination, Name of the Subject, Name of Paper/Course, Date of Examination at two places viz on the right side and on the left side of the cover page of the Answer Book at the space provided for purpose.
6. Mention the same Question No. against the answer of a question as given in the Question paper.
7. **After the declaration of result**, if the result of any candidate is captioned as PMA/LO/IR/DE/, he/she should immediately bring it to the notice of the Tabulation Section of Examination Wing within 15 days positively, failing which no claim whatsoever shall be entertained.
8. If a candidate appears in the subject/paper in which He/She is not otherwise eligible, His/Her examination to that subject/paper shall stand automatically cancelled and the candidate will have no claim whatsoever.



# University of Kashmir, Srinagar

## Admit Card

UG 5TH & 6TH Semester Backlog Examination Batch-2015.

<b>Course:</b>	<b>BA</b>	<b>Roll No:</b>	<b>20565625</b>
<b>Session:</b>	<b>Bi-Ann</b>	<b>Year:</b>	<b>2020</b>
<b>Name of the Candidate:</b>	SULFEENA BASHIR		
<b>Son/Daughter of:</b>	BASHIR AHMAD WANI		
<b>Centre No:</b>	3		
<b>Name of the Centre:</b>	GOVT DEGREE COLLEGE, ANANTNAG (BOYS)		
<b>Subject(s) in which to be Examined:</b>	ENG05-ENG06-IS06-HS06		



Please admit the candidate (Provisionally) in the center for the subjects(s) mentioned in the statement to be held on the dates as given in the Date Sheet

**Sd/-**  
**Deputy controller of Examination**

### Important Examination and Result Guidelines:

While attempting your question paper in the examination hall, you have to strictly abide by various instructions which are printed on the cover page of each Answer Book. Some of the important guidelines are reproduced here for your benefit.

**Note: The appearance of the candidate is purely on provisional basis subject to determination of eligibility**


1. Always keep the Examination Admit Card/Roll No. Slip with you and show it the supervisory staff/inspection team on duty as and when required/demanded.
2. No candidate shall be allowed to carry inside the Examination Hall, any textual material, printed or written, bits of paper or any other material of like nature. If any candidate is found in possession of such material after commencement of examination- whether in use or not- he/she is liable to be disqualified. Cellular phones, pager and other Electronic devices are not allowed during the examination. Candidates must deposit these items in the custody of the supervisory staff well before the commencement of the Examination.
3. A candidate, who reports after 30 minutes of the commencement of the Examination, shall not be permitted to take the Examination.
4. Write your Roll No./Enrollment No. neatly and correctly on the right side of Answer Book in the box shown below the caption "To be filled by the candidate".
5. Write carefully the Name of Examination, Name of the Subject, Name of Paper/Course, Date of Examination at two places viz on the right side and on the left side of the cover page of the Answer Book at the space provided for purpose.
6. Mention the same Question No. against the answer of a question as given in the Question paper.
7. **After the declaration of result**, if the result of any candidate is captioned as PMA/LO/IR/DE/, he/she should immediately bring it to the notice of the Tabulation Section of Examination Wing within 15 days positively, failing which no claim whatsoever shall be entertained.
8. If a candidate appears in the subject/paper in which He/She is not otherwise eligible, His/Her examination to that subject/paper shall stand automatically cancelled and the candidate will have no claim whatsoever.



# University of Kashmir, Srinagar

## Admit Card

UG 5TH & 6TH Semester Backlog Examination Batch-2015.

<b>Course:</b>	<b>BA</b>	<b>Roll No:</b>	<b>20565626</b>
<b>Session:</b>	<b>Bi-Ann</b>	<b>Year:</b>	<b>2020</b>
<b>Name of the Candidate:</b>	IRSHAD AHMAD KHOKHER		
<b>Son/Daughter of:</b>	ABDUL RASHID KHOKHER		
<b>Centre No:</b>	3		
<b>Name of the Centre:</b>	GOVT DEGREE COLLEGE, ANANTNAG (BOYS)		
<b>Subject(s) in which to be Examined:</b>	PS05-ENG06-PS06-HS06-UR06		

Please admit the candidate (Provisionally) in the center for the subjects(s) mentioned in the statement to be held on the dates as given in the Date Sheet

**Sd/-**  
**Deputy controller of Examination**

### Important Examination and Result Guidelines:

While attempting your question paper in the examination hall, you have to strictly abide by various instructions which are printed on the cover page of each Answer Book. Some of the important guidelines are reproduced here for your benefit.

**Note: The appearance of the candidate is purely on provisional basis subject to determination of eligibility**

1. Always keep the Examination Admit Card/Roll No. Slip with you and show it the supervisory staff/inspection team on duty as and when required/demanded.
2. No candidate shall be allowed to carry inside the Examination Hall, any textual material, printed or written, bits of paper or any other material of like nature. If any candidate is found in possession of such material after commencement of examination- whether in use or not- he/she is liable to be disqualified. Cellular phones, pager and other Electronic devices are not allowed during the examination. Candidates must deposit these items in the custody of the supervisory staff well before the commencement of the Examination.
3. A candidate, who reports after 30 minutes of the commencement of the Examination, shall not be permitted to take the Examination.
4. Write your Roll No./Enrollment No. neatly and correctly on the right side of Answer Book in the box shown below the caption "To be filled by the candidate".
5. Write carefully the Name of Examination, Name of the Subject, Name of Paper/Course, Date of Examination at two places viz on the right side and on the left side of the cover page of the Answer Book at the space provided for purpose.
6. Mention the same Question No. against the answer of a question as given in the Question paper.
7. **After the declaration of result**, if the result of any candidate is captioned as PMA/LO/IR/DE/, he/she should immediately bring it to the notice of the Tabulation Section of Examination Wing within 15 days positively, failing which no claim whatsoever shall be entertained.
8. If a candidate appears in the subject/paper in which He/She is not otherwise eligible, His/Her examination to that subject/paper shall stand automatically cancelled and the candidate will have no claim whatsoever.



# University of Kashmir, Srinagar

## Admit Card

UG 5TH & 6TH Semester Backlog Examination Batch-2015.

<b>Course:</b>	<b>BA</b>	<b>Roll No:</b>	<b>20565627</b>
<b>Session:</b>	<b>Bi-Ann</b>	<b>Year:</b>	<b>2020</b>
<b>Name of the Candidate:</b>	GOWHER JAN		
<b>Son/Daughter of:</b>	GHULAM RASOOL WANI		
<b>Centre No:</b>	3		
<b>Name of the Centre:</b>	GOVT DEGREE COLLEGE, ANANTNAG (BOYS)		
<b>Subject(s) in which to be Examined:</b>	ENG05-ENG06-IS06-UR06		



Please admit the candidate (Provisionally) in the center for the subjects(s) mentioned in the statement to be held on the dates as given in the Date Sheet

**Sd/-**  
**Deputy controller of Examination**

### Important Examination and Result Guidelines:

While attempting your question paper in the examination hall, you have to strictly abide by various instructions which are printed on the cover page of each Answer Book. Some of the important guidelines are reproduced here for your benefit.

**Note: The appearance of the candidate is purely on provisional basis subject to determination of eligibility**


1. Always keep the Examination Admit Card/Roll No. Slip with you and show it the supervisory staff/inspection team on duty as and when required/demanded.
2. No candidate shall be allowed to carry inside the Examination Hall, any textual material, printed or written, bits of paper or any other material of like nature. If any candidate is found in possession of such material after commencement of examination- whether in use or not- he/she is liable to be disqualified. Cellular phones, pager and other Electronic devices are not allowed during the examination. Candidates must deposit these items in the custody of the supervisory staff well before the commencement of the Examination.
3. A candidate, who reports after 30 minutes of the commencement of the Examination, shall not be permitted to take the Examination.
4. Write your Roll No./Enrollment No. neatly and correctly on the right side of Answer Book in the box shown below the caption "To be filled by the candidate".
5. Write carefully the Name of Examination, Name of the Subject, Name of Paper/Course, Date of Examination at two places viz on the right side and on the left side of the cover page of the Answer Book at the space provided for purpose.
6. Mention the same Question No. against the answer of a question as given in the Question paper.
7. **After the declaration of result**, if the result of any candidate is captioned as PMA/LO/IR/DE/, he/she should immediately bring it to the notice of the Tabulation Section of Examination Wing within 15 days positively, failing which no claim whatsoever shall be entertained.
8. If a candidate appears in the subject/paper in which He/She is not otherwise eligible, His/Her examination to that subject/paper shall stand automatically cancelled and the candidate will have no claim whatsoever.



# University of Kashmir, Srinagar

## Admit Card

UG 5TH & 6TH Semester Backlog Examination Batch-2015.

<b>Course:</b>	<b>BA</b>	<b>Roll No:</b>	<b>20565628</b>
<b>Session:</b>	<b>Bi-Ann</b>	<b>Year:</b>	<b>2020</b>
<b>Name of the Candidate:</b>	<b>MUNEEB AHMAD KASAB</b>		
<b>Son/Daughter of:</b>	<b>GH MOHI UDDIN KASAB</b>		
<b>Centre No:</b>	<b>3</b>		
<b>Name of the Centre:</b>	<b>GOVT DEGREE COLLEGE, ANANTNAG (BOYS)</b>		
<b>Subject(s) in which to be Examined:</b>	<b>IS05-IS06</b>		

Please admit the candidate (Provisionally) in the center for the subjects(s) mentioned in the statement to be held on the dates as given in the Date Sheet

**Sd/-**  
**Deputy controller of Examination**

### Important Examination and Result Guidelines:

While attempting your question paper in the examination hall, you have to strictly abide by various instructions which are printed on the cover page of each Answer Book. Some of the important guidelines are reproduced here for your benefit.

**Note: The appearance of the candidate is purely on provisional basis subject to determination of eligibility**

1. Always keep the Examination Admit Card/Roll No. Slip with you and show it the supervisory staff/inspection team on duty as and when required/demanded.
2. No candidate shall be allowed to carry inside the Examination Hall, any textual material, printed or written, bits of paper or any other material of like nature. If any candidate is found in possession of such material after commencement of examination- whether in use or not- he/she is liable to be disqualified. Cellular phones, pager and other Electronic devices are not allowed during the examination. Candidates must deposit these items in the custody of the supervisory staff well before the commencement of the Examination.
3. A candidate, who reports after 30 minutes of the commencement of the Examination, shall not be permitted to take the Examination.
4. Write your Roll No./Enrollment No. neatly and correctly on the right side of Answer Book in the box shown below the caption "To be filled by the candidate".
5. Write carefully the Name of Examination, Name of the Subject, Name of Paper/Course, Date of Examination at two places viz on the right side and on the left side of the cover page of the Answer Book at the space provided for purpose.
6. Mention the same Question No. against the answer of a question as given in the Question paper.
7. **After the declaration of result**, if the result of any candidate is captioned as PMA/LO/IR/DE/, he/she should immediately bring it to the notice of the Tabulation Section of Examination Wing within 15 days positively, failing which no claim whatsoever shall be entertained.
8. If a candidate appears in the subject/paper in which He/She is not otherwise eligible, His/Her examination to that subject/paper shall stand automatically cancelled and the candidate will have no claim whatsoever.



# University of Kashmir, Srinagar

## Admit Card

UG 5TH & 6TH Semester Backlog Examination Batch-2015.

<b>Course:</b>	<b>BA</b>	<b>Roll No:</b>	<b>20565629</b>
<b>Session:</b>	<b>Bi-Ann</b>	<b>Year:</b>	<b>2020</b>
<b>Name of the Candidate:</b>	NUZHAT ARA		
<b>Son/Daughter of:</b>	AB RASHID BHAT		
<b>Centre No:</b>	3		
<b>Name of the Centre:</b>	GOVT DEGREE COLLEGE, ANANTNAG (BOYS)		
<b>Subject(s) in which to be Examined:</b>	ED05-IS05-IS06-UR06		



Please admit the candidate (Provisionally) in the center for the subjects(s) mentioned in the statement to be held on the dates as given in the Date Sheet

**Sd/-**  
**Deputy controller of Examination**

### Important Examination and Result Guidelines:

While attempting your question paper in the examination hall, you have to strictly abide by various instructions which are printed on the cover page of each Answer Book. Some of the important guidelines are reproduced here for your benefit.

**Note: The appearance of the candidate is purely on provisional basis subject to determination of eligibility**

1. Always keep the Examination Admit Card/Roll No. Slip with you and show it the supervisory staff/inspection team on duty as and when required/demanded.
2. No candidate shall be allowed to carry inside the Examination Hall, any textual material, printed or written, bits of paper or any other material of like nature. If any candidate is found in possession of such material after commencement of examination- whether in use or not- he/she is liable to be disqualified. Cellular phones, pager and other Electronic devices are not allowed during the examination. Candidates must deposit these items in the custody of the supervisory staff well before the commencement of the Examination.
3. A candidate, who reports after 30 minutes of the commencement of the Examination, shall not be permitted to take the Examination.
4. Write your Roll No./Enrollment No. neatly and correctly on the right side of Answer Book in the box shown below the caption "To be filled by the candidate".
5. Write carefully the Name of Examination, Name of the Subject, Name of Paper/Course, Date of Examination at two places viz on the right side and on the left side of the cover page of the Answer Book at the space provided for purpose.
6. Mention the same Question No. against the answer of a question as given in the Question paper.
7. **After the declaration of result**, if the result of any candidate is captioned as PMA/LO/IR/DE/, he/she should immediately bring it to the notice of the Tabulation Section of Examination Wing within 15 days positively, failing which no claim whatsoever shall be entertained.
8. If a candidate appears in the subject/paper in which He/She is not otherwise eligible, His/Her examination to that subject/paper shall stand automatically cancelled and the candidate will have no claim whatsoever.





# University of Kashmir, Srinagar

## Admit Card

UG 5TH & 6TH Semester Backlog Examination Batch-2015.

<b>Course:</b>	<b>BA</b>	<b>Roll No:</b>	<b>20565630</b>
<b>Session:</b>	<b>Bi-Ann</b>	<b>Year:</b>	<b>2020</b>
<b>Name of the Candidate:</b>	ZAHID AHMAD KUMAR		
<b>Son/Daughter of:</b>	GH MOHD KUMAR		
<b>Centre No:</b>	3		
<b>Name of the Centre:</b>	GOVT DEGREE COLLEGE, ANANTNAG (BOYS)		
<b>Subject(s) in which to be Examined:</b>	UR06		



Please admit the candidate (Provisionally) in the center for the subjects(s) mentioned in the statement to be held on the dates as given in the Date Sheet

**Sd/-**  
**Deputy controller of Examination**

### Important Examination and Result Guidelines:

While attempting your question paper in the examination hall, you have to strictly abide by various instructions which are printed on the cover page of each Answer Book. Some of the important guidelines are reproduced here for your benefit.

**Note: The appearance of the candidate is purely on provisional basis subject to determination of eligibility**


1. Always keep the Examination Admit Card/Roll No. Slip with you and show it the supervisory staff/inspection team on duty as and when required/demanded.
2. No candidate shall be allowed to carry inside the Examination Hall, any textual material, printed or written, bits of paper or any other material of like nature. If any candidate is found in possession of such material after commencement of examination- whether in use or not- he/she is liable to be disqualified. Cellular phones, pager and other Electronic devices are not allowed during the examination. Candidates must deposit these items in the custody of the supervisory staff well before the commencement of the Examination.
3. A candidate, who reports after 30 minutes of the commencement of the Examination, shall not be permitted to take the Examination.
4. Write your Roll No./Enrollment No. neatly and correctly on the right side of Answer Book in the box shown below the caption "To be filled by the candidate".
5. Write carefully the Name of Examination, Name of the Subject, Name of Paper/Course, Date of Examination at two places viz on the right side and on the left side of the cover page of the Answer Book at the space provided for purpose.
6. Mention the same Question No. against the answer of a question as given in the Question paper.
7. **After the declaration of result**, if the result of any candidate is captioned as PMA/LO/IR/DE/, he/she should immediately bring it to the notice of the Tabulation Section of Examination Wing within 15 days positively, failing which no claim whatsoever shall be entertained.
8. If a candidate appears in the subject/paper in which He/She is not otherwise eligible, His/Her examination to that subject/paper shall stand automatically cancelled and the candidate will have no claim whatsoever.



# University of Kashmir, Srinagar

## Admit Card

UG 5TH & 6TH Semester Backlog Examination Batch-2015.

<b>Course:</b>	<b>BA</b>	<b>Roll No:</b>	<b>20565631</b>
<b>Session:</b>	<b>Bi-Ann</b>	<b>Year:</b>	<b>2020</b>
<b>Name of the Candidate:</b>	FAISAL MUSHTAQ		
<b>Son/Daughter of:</b>	MUSHTAQ AHMAD RAINA		
<b>Centre No:</b>	3		
<b>Name of the Centre:</b>	GOVT DEGREE COLLEGE, ANANTNAG (BOYS)		
<b>Subject(s) in which to be Examined:</b>	EC06		

Please admit the candidate (Provisionally) in the center for the subjects(s) mentioned in the statement to be held on the dates as given in the Date Sheet

**Sd/-**  
**Deputy controller of Examination**

### Important Examination and Result Guidelines:

While attempting your question paper in the examination hall, you have to strictly abide by various instructions which are printed on the cover page of each Answer Book. Some of the important guidelines are reproduced here for your benefit.

**Note: The appearance of the candidate is purely on provisional basis subject to determination of eligibility**


1. Always keep the Examination Admit Card/Roll No. Slip with you and show it the supervisory staff/inspection team on duty as and when required/demanded.
2. No candidate shall be allowed to carry inside the Examination Hall, any textual material, printed or written, bits of paper or any other material of like nature. If any candidate is found in possession of such material after commencement of examination- whether in use or not- he/she is liable to be disqualified. Cellular phones, pager and other Electronic devices are not allowed during the examination. Candidates must deposit these items in the custody of the supervisory staff well before the commencement of the Examination.
3. A candidate, who reports after 30 minutes of the commencement of the Examination, shall not be permitted to take the Examination.
4. Write your Roll No./Enrollment No. neatly and correctly on the right side of Answer Book in the box shown below the caption "To be filled by the candidate".
5. Write carefully the Name of Examination, Name of the Subject, Name of Paper/Course, Date of Examination at two places viz on the right side and on the left side of the cover page of the Answer Book at the space provided for purpose.
6. Mention the same Question No. against the answer of a question as given in the Question paper.
7. **After the declaration of result**, if the result of any candidate is captioned as PMA/LO/IR/DE/, he/she should immediately bring it to the notice of the Tabulation Section of Examination Wing within 15 days positively, failing which no claim whatsoever shall be entertained.
8. If a candidate appears in the subject/paper in which He/She is not otherwise eligible, His/Her examination to that subject/paper shall stand automatically cancelled and the candidate will have no claim whatsoever.



# University of Kashmir, Srinagar

## Admit Card

UG 5TH & 6TH Semester Backlog Examination Batch-2015.

<b>Course:</b> BA	<b>Roll No:</b> 20565632
<b>Session:</b> Bi-Ann	<b>Year:</b> 2020
<b>Name of the Candidate:</b> NARGISA AKHTER	
<b>Son/Daughter of:</b> MOHAMMAD AMIN KHAN	
<b>Centre No:</b> 3	
<b>Name of the Centre:</b> GOVT DEGREE COLLEGE, ANANTNAG (BOYS)	
<b>Subject(s) in which to be Examined:</b> UR06	

Please admit the candidate (Provisionally) in the center for the subjects(s) mentioned in the statement to be held on the dates as given in the Date Sheet

Sd/-  
Deputy controller of Examination

### Important Examination and Result Guidelines:

While attempting your question paper in the examination hall, you have to strictly abide by various instructions which are printed on the cover page of each Answer Book. Some of the important guidelines are reproduced here for your benefit.

**Note: The appearance of the candidate is purely on provisional basis subject to determination of eligibility**

1. Always keep the Examination Admit Card/Roll No. Slip with you and show it the supervisory staff/inspection team on duty as and when required/demanded.
2. No candidate shall be allowed to carry inside the Examination Hall, any textual material, printed or written, bits of paper or any other material of like nature. If any candidate is found in possession of such material after commencement of examination- whether in use or not- he/she is liable to be disqualified. Cellular phones, pager and other Electronic devices are not allowed during the examination. Candidates must deposit these items in the custody of the supervisory staff well before the commencement of the Examination.
3. A candidate, who reports after 30 minutes of the commencement of the Examination, shall not be permitted to take the Examination.
4. Write your Roll No./Enrollment No. neatly and correctly on the right side of Answer Book in the box shown below the caption "To be filled by the candidate".
5. Write carefully the Name of Examination, Name of the Subject, Name of Paper/Course, Date of Examination at two places viz on the right side and on the left side of the cover page of the Answer Book at the space provided for purpose.
6. Mention the same Question No. against the answer of a question as given in the Question paper.
7. **After the declaration of result**, if the result of any candidate is captioned as PMA/LO/IR/DE/, he/she should immediately bring it to the notice of the Tabulation Section of Examination Wing within 15 days positively, failing which no claim whatsoever shall be entertained.
8. If a candidate appears in the subject/paper in which He/She is not otherwise eligible, His/Her examination to that subject/paper shall stand automatically cancelled and the candidate will have no claim whatsoever.



# University of Kashmir, Srinagar

## Admit Card

UG 5TH & 6TH Semester Backlog Examination Batch-2015.

<b>Course:</b>	<b>BA</b>	<b>Roll No:</b>	<b>20565633</b>
<b>Session:</b>	<b>Bi-Ann</b>	<b>Year:</b>	<b>2020</b>
<b>Name of the Candidate:</b>	MUDDASIR AHMAD PARRY		
<b>Son/Daughter of:</b>	SHAREEF UD DIN PARRAY		
<b>Centre No:</b>	3		
<b>Name of the Centre:</b>	GOVT DEGREE COLLEGE, ANANTNAG (BOYS)		
<b>Subject(s) in which to be Examined:</b>	EC06		



Please admit the candidate (Provisionally) in the center for the subjects(s) mentioned in the statement to be held on the dates as given in the Date Sheet

**Sd/-**  
**Deputy controller of Examination**

### Important Examination and Result Guidelines:

While attempting your question paper in the examination hall, you have to strictly abide by various instructions which are printed on the cover page of each Answer Book. Some of the important guidelines are reproduced here for your benefit.

**Note: The appearance of the candidate is purely on provisional basis subject to determination of eligibility**


1. Always keep the Examination Admit Card/Roll No. Slip with you and show it the supervisory staff/inspection team on duty as and when required/demanded.
2. No candidate shall be allowed to carry inside the Examination Hall, any textual material, printed or written, bits of paper or any other material of like nature. If any candidate is found in possession of such material after commencement of examination- whether in use or not- he/she is liable to be disqualified. Cellular phones, pager and other Electronic devices are not allowed during the examination. Candidates must deposit these items in the custody of the supervisory staff well before the commencement of the Examination.
3. A candidate, who reports after 30 minutes of the commencement of the Examination, shall not be permitted to take the Examination.
4. Write your Roll No./Enrollment No. neatly and correctly on the right side of Answer Book in the box shown below the caption "To be filled by the candidate".
5. Write carefully the Name of Examination, Name of the Subject, Name of Paper/Course, Date of Examination at two places viz on the right side and on the left side of the cover page of the Answer Book at the space provided for purpose.
6. Mention the same Question No. against the answer of a question as given in the Question paper.
7. **After the declaration of result**, if the result of any candidate is captioned as PMA/LO/IR/DE/, he/she should immediately bring it to the notice of the Tabulation Section of Examination Wing within 15 days positively, failing which no claim whatsoever shall be entertained.
8. If a candidate appears in the subject/paper in which He/She is not otherwise eligible, His/Her examination to that subject/paper shall stand automatically cancelled and the candidate will have no claim whatsoever.



# University of Kashmir, Srinagar

## Admit Card

UG 5TH & 6TH Semester Backlog Examination Batch-2015.

<b>Course:</b>	<b>BA</b>	<b>Roll No:</b>	<b>20565634</b>
<b>Session:</b>	Bi-Ann	<b>Year:</b>	2020
<b>Name of the Candidate:</b>	ADIL AHMAD WANI		
<b>Son/Daughter of:</b>	LATE MOHD ABDULLAH WANI		
<b>Centre No:</b>	3		
<b>Name of the Centre:</b>	GOVT DEGREE COLLEGE, ANANTNAG (BOYS)		
<b>Subject(s) in which to be Examined:</b>	IS06		

Please admit the candidate (Provisionally) in the center for the subjects(s) mentioned in the statement to be held on the dates as given in the Date Sheet

Sd/-  
Deputy controller of Examination

### Important Examination and Result Guidelines:

While attempting your question paper in the examination hall, you have to strictly abide by various instructions which are printed on the cover page of each Answer Book. Some of the important guidelines are reproduced here for your benefit.

**Note: The appearance of the candidate is purely on provisional basis subject to determination of eligibility**

1. Always keep the Examination Admit Card/Roll No. Slip with you and show it the supervisory staff/inspection team on duty as and when required/demanded.
2. No candidate shall be allowed to carry inside the Examination Hall, any textual material, printed or written, bits of paper or any other material of like nature. If any candidate is found in possession of such material after commencement of examination- whether in use or not- he/she is liable to be disqualified. Cellular phones, pager and other Electronic devices are not allowed during the examination. Candidates must deposit these items in the custody of the supervisory staff well before the commencement of the Examination.
3. A candidate, who reports after 30 minutes of the commencement of the Examination, shall not be permitted to take the Examination.
4. Write your Roll No./Enrollment No. neatly and correctly on the right side of Answer Book in the box shown below the caption "To be filled by the candidate".
5. Write carefully the Name of Examination, Name of the Subject, Name of Paper/Course, Date of Examination at two places viz on the right side and on the left side of the cover page of the Answer Book at the space provided for purpose.
6. Mention the same Question No. against the answer of a question as given in the Question paper.
7. **After the declaration of result**, if the result of any candidate is captioned as PMA/LO/IR/DE/, he/she should immediately bring it to the notice of the Tabulation Section of Examination Wing within 15 days positively, failing which no claim whatsoever shall be entertained.
8. If a candidate appears in the subject/paper in which He/She is not otherwise eligible, His/Her examination to that subject/paper shall stand automatically cancelled and the candidate will have no claim whatsoever.



# University of Kashmir, Srinagar

## Admit Card

UG 5TH & 6TH Semester Backlog Examination Batch-2015.

<b>Course:</b>	<b>BA</b>	<b>Roll No:</b>	<b>20565635</b>
<b>Session:</b>	<b>Bi-Ann</b>	<b>Year:</b>	<b>2020</b>
<b>Name of the Candidate:</b>	SABREENA GULZAR		
<b>Son/Daughter of:</b>	GULZAR AHMAD SHEIKH		
<b>Centre No:</b>	3		
<b>Name of the Centre:</b>	GOVT DEGREE COLLEGE, ANANTNAG (BOYS)		
<b>Subject(s) in which to be Examined:</b>	UR06		



Please admit the candidate (Provisionally) in the center for the subjects(s) mentioned in the statement to be held on the dates as given in the Date Sheet

**Sd/-**  
**Deputy controller of Examination**

### Important Examination and Result Guidelines:

While attempting your question paper in the examination hall, you have to strictly abide by various instructions which are printed on the cover page of each Answer Book. Some of the important guidelines are reproduced here for your benefit.

**Note: The appearance of the candidate is purely on provisional basis subject to determination of eligibility**

1. Always keep the Examination Admit Card/Roll No. Slip with you and show it the supervisory staff/inspection team on duty as and when required/demanded.
2. No candidate shall be allowed to carry inside the Examination Hall, any textual material, printed or written, bits of paper or any other material of like nature. If any candidate is found in possession of such material after commencement of examination- whether in use or not- he/she is liable to be disqualified. Cellular phones, pager and other Electronic devices are not allowed during the examination. Candidates must deposit these items in the custody of the supervisory staff well before the commencement of the Examination.
3. A candidate, who reports after 30 minutes of the commencement of the Examination, shall not be permitted to take the Examination.
4. Write your Roll No./Enrollment No. neatly and correctly on the right side of Answer Book in the box shown below the caption "To be filled by the candidate".
5. Write carefully the Name of Examination, Name of the Subject, Name of Paper/Course, Date of Examination at two places viz on the right side and on the left side of the cover page of the Answer Book at the space provided for purpose.
6. Mention the same Question No. against the answer of a question as given in the Question paper.
7. **After the declaration of result**, if the result of any candidate is captioned as PMA/LO/IR/DE/, he/she should immediately bring it to the notice of the Tabulation Section of Examination Wing within 15 days positively, failing which no claim whatsoever shall be entertained.
8. If a candidate appears in the subject/paper in which He/She is not otherwise eligible, His/Her examination to that subject/paper shall stand automatically cancelled and the candidate will have no claim whatsoever.



# University of Kashmir, Srinagar

## Admit Card

UG 5TH & 6TH Semester Backlog Examination Batch-2015.

<b>Course:</b>	<b>BA</b>	<b>Roll No:</b>	<b>20565636</b>
<b>Session:</b>	<b>Bi-Ann</b>	<b>Year:</b>	<b>2020</b>
<b>Name of the Candidate:</b>	ROOMI JAN		
<b>Son/Daughter of:</b>	AB RASHID WANI		
<b>Centre No:</b>	3		
<b>Name of the Centre:</b>	GOVT DEGREE COLLEGE, ANANTNAG (BOYS)		
<b>Subject(s) in which to be Examined:</b>	EC06		



Please admit the candidate (Provisionally) in the center for the subjects(s) mentioned in the statement to be held on the dates as given in the Date Sheet

**Sd/-**  
**Deputy controller of Examination**

### Important Examination and Result Guidelines:

While attempting your question paper in the examination hall, you have to strictly abide by various instructions which are printed on the cover page of each Answer Book. Some of the important guidelines are reproduced here for your benefit.

**Note: The appearance of the candidate is purely on provisional basis subject to determination of eligibility**

1. Always keep the Examination Admit Card/Roll No. Slip with you and show it the supervisory staff/inspection team on duty as and when required/demanded.
2. No candidate shall be allowed to carry inside the Examination Hall, any textual material, printed or written, bits of paper or any other material of like nature. If any candidate is found in possession of such material after commencement of examination- whether in use or not- he/she is liable to be disqualified. Cellular phones, pager and other Electronic devices are not allowed during the examination. Candidates must deposit these items in the custody of the supervisory staff well before the commencement of the Examination.
3. A candidate, who reports after 30 minutes of the commencement of the Examination, shall not be permitted to take the Examination.
4. Write your Roll No./Enrollment No. neatly and correctly on the right side of Answer Book in the box shown below the caption "To be filled by the candidate".
5. Write carefully the Name of Examination, Name of the Subject, Name of Paper/Course, Date of Examination at two places viz on the right side and on the left side of the cover page of the Answer Book at the space provided for purpose.
6. Mention the same Question No. against the answer of a question as given in the Question paper.
7. **After the declaration of result**, if the result of any candidate is captioned as PMA/LO/IR/DE/, he/she should immediately bring it to the notice of the Tabulation Section of Examination Wing within 15 days positively, failing which no claim whatsoever shall be entertained.
8. If a candidate appears in the subject/paper in which He/She is not otherwise eligible, His/Her examination to that subject/paper shall stand automatically cancelled and the candidate will have no claim whatsoever.



# University of Kashmir, Srinagar

## Admit Card

UG 5TH & 6TH Semester Backlog Examination Batch-2015.

<b>Course:</b>	<b>BA</b>	<b>Roll No:</b>	<b>20565637</b>
<b>Session:</b>	<b>Bi-Ann</b>	<b>Year:</b>	<b>2020</b>
<b>Name of the Candidate:</b>	FAISAL AMIN KHAN		
<b>Son/Daughter of:</b>	MOHD AMIN KHAN		
<b>Centre No:</b>	3		
<b>Name of the Centre:</b>	GOVT DEGREE COLLEGE, ANANTNAG (BOYS)		
<b>Subject(s) in which to be Examined:</b>	EC06		



Please admit the candidate (Provisionally) in the center for the subjects(s) mentioned in the statement to be held on the dates as given in the Date Sheet

**Sd/-**  
**Deputy controller of Examination**

### Important Examination and Result Guidelines:

While attempting your question paper in the examination hall, you have to strictly abide by various instructions which are printed on the cover page of each Answer Book. Some of the important guidelines are reproduced here for your benefit.

**Note: The appearance of the candidate is purely on provisional basis subject to determination of eligibility**

1. Always keep the Examination Admit Card/Roll No. Slip with you and show it the supervisory staff/inspection team on duty as and when required/demanded.
2. No candidate shall be allowed to carry inside the Examination Hall, any textual material, printed or written, bits of paper or any other material of like nature. If any candidate is found in possession of such material after commencement of examination- whether in use or not- he/she is liable to be disqualified. Cellular phones, pager and other Electronic devices are not allowed during the examination. Candidates must deposit these items in the custody of the supervisory staff well before the commencement of the Examination.
3. A candidate, who reports after 30 minutes of the commencement of the Examination, shall not be permitted to take the Examination.
4. Write your Roll No./Enrollment No. neatly and correctly on the right side of Answer Book in the box shown below the caption "To be filled by the candidate".
5. Write carefully the Name of Examination, Name of the Subject, Name of Paper/Course, Date of Examination at two places viz on the right side and on the left side of the cover page of the Answer Book at the space provided for purpose.
6. Mention the same Question No. against the answer of a question as given in the Question paper.
7. **After the declaration of result**, if the result of any candidate is captioned as PMA/LO/IR/DE/, he/she should immediately bring it to the notice of the Tabulation Section of Examination Wing within 15 days positively, failing which no claim whatsoever shall be entertained.
8. If a candidate appears in the subject/paper in which He/She is not otherwise eligible, His/Her examination to that subject/paper shall stand automatically cancelled and the candidate will have no claim whatsoever.





# University of Kashmir, Srinagar

## Admit Card

UG 5TH & 6TH Semester Backlog Examination Batch-2015.

<b>Course:</b>	<b>BA</b>	<b>Roll No:</b>	<b>20565638</b>
<b>Session:</b>	<b>Bi-Ann</b>	<b>Year:</b>	<b>2020</b>
<b>Name of the Candidate:</b>	ZAHID AHMAD SHEIKH		
<b>Son/Daughter of:</b>	ABDUL RASHID SHEIKH		
<b>Centre No:</b>	3		
<b>Name of the Centre:</b>	GOVT DEGREE COLLEGE, ANANTNAG (BOYS)		
<b>Subject(s) in which to be Examined:</b>	UR06		



Please admit the candidate (Provisionally) in the center for the subjects(s) mentioned in the statement to be held on the dates as given in the Date Sheet

**Sd/-**  
**Deputy controller of Examination**

### Important Examination and Result Guidelines:

While attempting your question paper in the examination hall, you have to strictly abide by various instructions which are printed on the cover page of each Answer Book. Some of the important guidelines are reproduced here for your benefit.

**Note: The appearance of the candidate is purely on provisional basis subject to determination of eligibility**


1. Always keep the Examination Admit Card/Roll No. Slip with you and show it the supervisory staff/inspection team on duty as and when required/demanded.
2. No candidate shall be allowed to carry inside the Examination Hall, any textual material, printed or written, bits of paper or any other material of like nature. If any candidate is found in possession of such material after commencement of examination- whether in use or not- he/she is liable to be disqualified. Cellular phones, pager and other Electronic devices are not allowed during the examination. Candidates must deposit these items in the custody of the supervisory staff well before the commencement of the Examination.
3. A candidate, who reports after 30 minutes of the commencement of the Examination, shall not be permitted to take the Examination.
4. Write your Roll No./Enrollment No. neatly and correctly on the right side of Answer Book in the box shown below the caption "To be filled by the candidate".
5. Write carefully the Name of Examination, Name of the Subject, Name of Paper/Course, Date of Examination at two places viz on the right side and on the left side of the cover page of the Answer Book at the space provided for purpose.
6. Mention the same Question No. against the answer of a question as given in the Question paper.
7. **After the declaration of result**, if the result of any candidate is captioned as PMA/LO/IR/DE/, he/she should immediately bring it to the notice of the Tabulation Section of Examination Wing within 15 days positively, failing which no claim whatsoever shall be entertained.
8. If a candidate appears in the subject/paper in which He/She is not otherwise eligible, His/Her examination to that subject/paper shall stand automatically cancelled and the candidate will have no claim whatsoever.



# University of Kashmir, Srinagar

## Admit Card

UG 5TH & 6TH Semester Backlog Examination Batch-2015.

<b>Course:</b>	<b>BA</b>	<b>Roll No:</b>	<b>20565639</b>
<b>Session:</b>	<b>Bi-Ann</b>	<b>Year:</b>	<b>2020</b>
<b>Name of the Candidate:</b>	NAHIDA HAMID		
<b>Son/Daughter of:</b>	HAMIDULLAH BAKSHI		
<b>Centre No:</b>	3		
<b>Name of the Centre:</b>	GOVT DEGREE COLLEGE, ANANTNAG (BOYS)		
<b>Subject(s) in which to be Examined:</b>	PS06		

Please admit the candidate (Provisionally) in the center for the subjects(s) mentioned in the statement to be held on the dates as given in the Date Sheet

**Sd/-**  
**Deputy controller of Examination**

### Important Examination and Result Guidelines:

While attempting your question paper in the examination hall, you have to strictly abide by various instructions which are printed on the cover page of each Answer Book. Some of the important guidelines are reproduced here for your benefit.

**Note: The appearance of the candidate is purely on provisional basis subject to determination of eligibility**


1. Always keep the Examination Admit Card/Roll No. Slip with you and show it the supervisory staff/inspection team on duty as and when required/demanded.
2. No candidate shall be allowed to carry inside the Examination Hall, any textual material, printed or written, bits of paper or any other material of like nature. If any candidate is found in possession of such material after commencement of examination- whether in use or not- he/she is liable to be disqualified. Cellular phones, pager and other Electronic devices are not allowed during the examination. Candidates must deposit these items in the custody of the supervisory staff well before the commencement of the Examination.
3. A candidate, who reports after 30 minutes of the commencement of the Examination, shall not be permitted to take the Examination.
4. Write your Roll No./Enrollment No. neatly and correctly on the right side of Answer Book in the box shown below the caption "To be filled by the candidate".
5. Write carefully the Name of Examination, Name of the Subject, Name of Paper/Course, Date of Examination at two places viz on the right side and on the left side of the cover page of the Answer Book at the space provided for purpose.
6. Mention the same Question No. against the answer of a question as given in the Question paper.
7. **After the declaration of result**, if the result of any candidate is captioned as PMA/LO/IR/DE/, he/she should immediately bring it to the notice of the Tabulation Section of Examination Wing within 15 days positively, failing which no claim whatsoever shall be entertained.
8. If a candidate appears in the subject/paper in which He/She is not otherwise eligible, His/Her examination to that subject/paper shall stand automatically cancelled and the candidate will have no claim whatsoever.



# University of Kashmir, Srinagar

## Admit Card

UG 5TH & 6TH Semester Backlog Examination Batch-2015.

<b>Course:</b>	<b>BA</b>	<b>Roll No:</b>	<b>20565640</b>
<b>Session:</b>	<b>Bi-Ann</b>	<b>Year:</b>	<b>2020</b>
<b>Name of the Candidate:</b>	<b>HEENA KHURSHID</b>		
<b>Son/Daughter of:</b>	<b>KHURSHID AHMAD MIR</b>		
<b>Centre No:</b>	<b>3</b>		
<b>Name of the Centre:</b>	<b>GOVT DEGREE COLLEGE, ANANTNAG (BOYS)</b>		
<b>Subject(s) in which to be Examined:</b>	<b>PS06</b>		

Please admit the candidate (Provisionally) in the center for the subjects(s) mentioned in the statement to be held on the dates as given in the Date Sheet

**Sd/-**  
**Deputy controller of Examination**

### Important Examination and Result Guidelines:

While attempting your question paper in the examination hall, you have to strictly abide by various instructions which are printed on the cover page of each Answer Book. Some of the important guidelines are reproduced here for your benefit.

**Note: The appearance of the candidate is purely on provisional basis subject to determination of eligibility**


1. Always keep the Examination Admit Card/Roll No. Slip with you and show it the supervisory staff/inspection team on duty as and when required/demanded.
2. No candidate shall be allowed to carry inside the Examination Hall, any textual material, printed or written, bits of paper or any other material of like nature. If any candidate is found in possession of such material after commencement of examination- whether in use or not- he/she is liable to be disqualified. Cellular phones, pager and other Electronic devices are not allowed during the examination. Candidates must deposit these items in the custody of the supervisory staff well before the commencement of the Examination.
3. A candidate, who reports after 30 minutes of the commencement of the Examination, shall not be permitted to take the Examination.
4. Write your Roll No./Enrollment No. neatly and correctly on the right side of Answer Book in the box shown below the caption "To be filled by the candidate".
5. Write carefully the Name of Examination, Name of the Subject, Name of Paper/Course, Date of Examination at two places viz on the right side and on the left side of the cover page of the Answer Book at the space provided for purpose.
6. Mention the same Question No. against the answer of a question as given in the Question paper.
7. **After the declaration of result**, if the result of any candidate is captioned as PMA/LO/IR/DE/, he/she should immediately bring it to the notice of the Tabulation Section of Examination Wing within 15 days positively, failing which no claim whatsoever shall be entertained.
8. If a candidate appears in the subject/paper in which He/She is not otherwise eligible, His/Her examination to that subject/paper shall stand automatically cancelled and the candidate will have no claim whatsoever.



# University of Kashmir, Srinagar

## Admit Card

UG 5TH & 6TH Semester Backlog Examination Batch-2015.

<b>Course:</b>	<b>BA</b>	<b>Roll No:</b>	<b>20565641</b>
<b>Session:</b>	<b>Bi-Ann</b>	<b>Year:</b>	<b>2020</b>
<b>Name of the Candidate:</b>	ISHRAT FAROOQ		
<b>Son/Daughter of:</b>	FAROOQ AHMAD NAIKOO		
<b>Centre No:</b>	3		
<b>Name of the Centre:</b>	GOVT DEGREE COLLEGE, ANANTNAG (BOYS)		
<b>Subject(s) in which to be Examined:</b>	ED06		

Please admit the candidate (Provisionally) in the center for the subjects(s) mentioned in the statement to be held on the dates as given in the Date Sheet

**Sd/-**  
**Deputy controller of Examination**

### Important Examination and Result Guidelines:

While attempting your question paper in the examination hall, you have to strictly abide by various instructions which are printed on the cover page of each Answer Book. Some of the important guidelines are reproduced here for your benefit.

**Note: The appearance of the candidate is purely on provisional basis subject to determination of eligibility**


1. Always keep the Examination Admit Card/Roll No. Slip with you and show it the supervisory staff/inspection team on duty as and when required/demanded.
2. No candidate shall be allowed to carry inside the Examination Hall, any textual material, printed or written, bits of paper or any other material of like nature. If any candidate is found in possession of such material after commencement of examination- whether in use or not- he/she is liable to be disqualified. Cellular phones, pager and other Electronic devices are not allowed during the examination. Candidates must deposit these items in the custody of the supervisory staff well before the commencement of the Examination.
3. A candidate, who reports after 30 minutes of the commencement of the Examination, shall not be permitted to take the Examination.
4. Write your Roll No./Enrollment No. neatly and correctly on the right side of Answer Book in the box shown below the caption "To be filled by the candidate".
5. Write carefully the Name of Examination, Name of the Subject, Name of Paper/Course, Date of Examination at two places viz on the right side and on the left side of the cover page of the Answer Book at the space provided for purpose.
6. Mention the same Question No. against the answer of a question as given in the Question paper.
7. **After the declaration of result**, if the result of any candidate is captioned as PMA/LO/IR/DE/, he/she should immediately bring it to the notice of the Tabulation Section of Examination Wing within 15 days positively, failing which no claim whatsoever shall be entertained.
8. If a candidate appears in the subject/paper in which He/She is not otherwise eligible, His/Her examination to that subject/paper shall stand automatically cancelled and the candidate will have no claim whatsoever.



# University of Kashmir, Srinagar

## Admit Card

UG 5TH & 6TH Semester Backlog Examination Batch-2015.

<b>Course:</b>	<b>BA</b>	<b>Roll No:</b>	<b>20565642</b>
<b>Session:</b>	<b>Bi-Ann</b>	<b>Year:</b>	<b>2020</b>
<b>Name of the Candidate:</b>	SUJEELA NASEEM		
<b>Son/Daughter of:</b>	GH RASOOL KHAN		
<b>Centre No:</b>	3		
<b>Name of the Centre:</b>	GOVT DEGREE COLLEGE, ANANTNAG (BOYS)		
<b>Subject(s) in which to be Examined:</b>	ED06-		

Please admit the candidate (Provisionally) in the center for the subjects(s) mentioned in the statement to be held on the dates as given in the Date Sheet

Sd/-  
Deputy controller of Examination

### Important Examination and Result Guidelines:

While attempting your question paper in the examination hall, you have to strictly abide by various instructions which are printed on the cover page of each Answer Book. Some of the important guidelines are reproduced here for your benefit.

**Note: The appearance of the candidate is purely on provisional basis subject to determination of eligibility**


1. Always keep the Examination Admit Card/Roll No. Slip with you and show it the supervisory staff/inspection team on duty as and when required/demanded.
2. No candidate shall be allowed to carry inside the Examination Hall, any textual material, printed or written, bits of paper or any other material of like nature. If any candidate is found in possession of such material after commencement of examination- whether in use or not- he/she is liable to be disqualified. Cellular phones, pager and other Electronic devices are not allowed during the examination. Candidates must deposit these items in the custody of the supervisory staff well before the commencement of the Examination.
3. A candidate, who reports after 30 minutes of the commencement of the Examination, shall not be permitted to take the Examination.
4. Write your Roll No./Enrollment No. neatly and correctly on the right side of Answer Book in the box shown below the caption "To be filled by the candidate".
5. Write carefully the Name of Examination, Name of the Subject, Name of Paper/Course, Date of Examination at two places viz on the right side and on the left side of the cover page of the Answer Book at the space provided for purpose.
6. Mention the same Question No. against the answer of a question as given in the Question paper.
7. **After the declaration of result**, if the result of any candidate is captioned as PMA/LO/IR/DE/, he/she should immediately bring it to the notice of the Tabulation Section of Examination Wing within 15 days positively, failing which no claim whatsoever shall be entertained.
8. If a candidate appears in the subject/paper in which He/She is not otherwise eligible, His/Her examination to that subject/paper shall stand automatically cancelled and the candidate will have no claim whatsoever.



# University of Kashmir, Srinagar

## Admit Card

UG 5TH & 6TH Semester Backlog Examination Batch-2015.

<b>Course:</b>	<b>BA</b>	<b>Roll No:</b>	<b>20565643</b>
<b>Session:</b>	<b>Bi-Ann</b>	<b>Year:</b>	<b>2020</b>
<b>Name of the Candidate:</b>	TAMEEM AHMAD KHANDAY		
<b>Son/Daughter of:</b>	NAZIR AHMAD KHANDAY		
<b>Centre No:</b>	3		
<b>Name of the Centre:</b>	GOVT DEGREE COLLEGE, ANANTNAG (BOYS)		
<b>Subject(s) in which to be Examined:</b>	ENG06-IS06-		

Please admit the candidate (Provisionally) in the center for the subjects(s) mentioned in the statement to be held on the dates as given in the Date Sheet

**Sd/-**  
**Deputy controller of Examination**

### Important Examination and Result Guidelines:

While attempting your question paper in the examination hall, you have to strictly abide by various instructions which are printed on the cover page of each Answer Book. Some of the important guidelines are reproduced here for your benefit.

**Note: The appearance of the candidate is purely on provisional basis subject to determination of eligibility**

1. Always keep the Examination Admit Card/Roll No. Slip with you and show it the supervisory staff/inspection team on duty as and when required/demanded.
2. No candidate shall be allowed to carry inside the Examination Hall, any textual material, printed or written, bits of paper or any other material of like nature. If any candidate is found in possession of such material after commencement of examination- whether in use or not- he/she is liable to be disqualified. Cellular phones, pager and other Electronic devices are not allowed during the examination. Candidates must deposit these items in the custody of the supervisory staff well before the commencement of the Examination.
3. A candidate, who reports after 30 minutes of the commencement of the Examination, shall not be permitted to take the Examination.
4. Write your Roll No./Enrollment No. neatly and correctly on the right side of Answer Book in the box shown below the caption "To be filled by the candidate".
5. Write carefully the Name of Examination, Name of the Subject, Name of Paper/Course, Date of Examination at two places viz on the right side and on the left side of the cover page of the Answer Book at the space provided for purpose.
6. Mention the same Question No. against the answer of a question as given in the Question paper.
7. **After the declaration of result**, if the result of any candidate is captioned as PMA/LO/IR/DE/, he/she should immediately bring it to the notice of the Tabulation Section of Examination Wing within 15 days positively, failing which no claim whatsoever shall be entertained.
8. If a candidate appears in the subject/paper in which He/She is not otherwise eligible, His/Her examination to that subject/paper shall stand automatically cancelled and the candidate will have no claim whatsoever.



# University of Kashmir, Srinagar

## Admit Card

UG 5TH & 6TH Semester Backlog Examination Batch-2015.

<b>Course:</b>	<b>BA</b>	<b>Roll No:</b>	<b>20566006</b>
<b>Session:</b>	<b>Bi-Ann</b>	<b>Year:</b>	<b>2020</b>
<b>Name of the Candidate:</b>	SAJAD AHMAD DAR		
<b>Son/Daughter of:</b>	AB RAHMAN DAR		
<b>Centre No:</b>	3		
<b>Name of the Centre:</b>	GOVT DEGREE COLLEGE, ANANTNAG (BOYS)		
<b>Subject(s) in which to be Examined:</b>	ENG05-UR06		



Please admit the candidate (Provisionally) in the center for the subjects(s) mentioned in the statement to be held on the dates as given in the Date Sheet

**Sd/-**  
**Deputy controller of Examination**

### Important Examination and Result Guidelines:

While attempting your question paper in the examination hall, you have to strictly abide by various instructions which are printed on the cover page of each Answer Book. Some of the important guidelines are reproduced here for your benefit.

**Note: The appearance of the candidate is purely on provisional basis subject to determination of eligibility**

1. Always keep the Examination Admit Card/Roll No. Slip with you and show it the supervisory staff/inspection team on duty as and when required/demanded.
2. No candidate shall be allowed to carry inside the Examination Hall, any textual material, printed or written, bits of paper or any other material of like nature. If any candidate is found in possession of such material after commencement of examination- whether in use or not- he/she is liable to be disqualified. Cellular phones, pager and other Electronic devices are not allowed during the examination. Candidates must deposit these items in the custody of the supervisory staff well before the commencement of the Examination.
3. A candidate, who reports after 30 minutes of the commencement of the Examination, shall not be permitted to take the Examination.
4. Write your Roll No./Enrollment No. neatly and correctly on the right side of Answer Book in the box shown below the caption "To be filled by the candidate".
5. Write carefully the Name of Examination, Name of the Subject, Name of Paper/Course, Date of Examination at two places viz on the right side and on the left side of the cover page of the Answer Book at the space provided for purpose.
6. Mention the same Question No. against the answer of a question as given in the Question paper.
7. **After the declaration of result**, if the result of any candidate is captioned as PMA/LO/IR/DE/, he/she should immediately bring it to the notice of the Tabulation Section of Examination Wing within 15 days positively, failing which no claim whatsoever shall be entertained.
8. If a candidate appears in the subject/paper in which He/She is not otherwise eligible, His/Her examination to that subject/paper shall stand automatically cancelled and the candidate will have no claim whatsoever.



# University of Kashmir, Srinagar

## Admit Card

UG 5TH & 6TH Semester Backlog Examination Batch-2015.

Course: BA

Roll No: 20566007

Session: Bi-Ann

Year: 2020

Name of the Candidate: ZAHIDA QUADIR

Son/Daughter of: GH QUADIR KHANDAY

Centre No: 3

Name of the Centre: GOVT DEGREE COLLEGE, ANANTNAG (BOYS)

Subject(s) in which to be Examined: ENG05-UR06



Please admit the candidate (Provisionally) in the center for the subjects(s) mentioned in the statement to be held on the dates as given in the Date Sheet

Sd/-

Deputy controller of Examination

### Important Examination and Result Guidelines:

While attempting your question paper in the examination hall, you have to strictly abide by various instructions which are printed on the cover page of each Answer Book. Some of the important guidelines are reproduced here for your benefit.

**Note: The appearance of the candidate is purely on provisional basis subject to determination of eligibility**

1. Always keep the Examination Admit Card/Roll No. Slip with you and show it the supervisory staff/inspection team on duty as and when required/demanded.
2. No candidate shall be allowed to carry inside the Examination Hall, any textual material, printed or written, bits of paper or any other material of like nature. If any candidate is found in possession of such material after commencement of examination- whether in use or not- he/she is liable to be disqualified. Cellular phones, pager and other Electronic devices are not allowed during the examination. Candidates must deposit these items in the custody of the supervisory staff well before the commencement of the Examination.
3. A candidate, who reports after 30 minutes of the commencement of the Examination, shall not be permitted to take the Examination.
4. Write your Roll No./Enrollment No. neatly and correctly on the right side of Answer Book in the box shown below the caption "To be filled by the candidate".
5. Write carefully the Name of Examination, Name of the Subject, Name of Paper/Course, Date of Examination at two places viz on the right side and on the left side of the cover page of the Answer Book at the space provided for purpose.
6. Mention the same Question No. against the answer of a question as given in the Question paper.
7. **After the declaration of result**, if the result of any candidate is captioned as PMA/LO/IR/DE/, he/she should immediately bring it to the notice of the Tabulation Section of Examination Wing within 15 days positively, failing which no claim whatsoever shall be entertained.
8. If a candidate appears in the subject/paper in which He/She is not otherwise eligible, His/Her examination to that subject/paper shall stand automatically cancelled and the candidate will have no claim whatsoever.






# University of Kashmir, Srinagar

## Admit Card

UG 5TH & 6TH Semester Backlog Examination Batch-2015.

<b>Course:</b>	<b>BA</b>	<b>Roll No:</b>	<b>20566008</b>
<b>Session:</b>	Bi-Ann	<b>Year:</b>	2020
<b>Name of the Candidate:</b>	MOHD AAQIB BHAT		
<b>Son/Daughter of:</b>	GH QADIR BHAT		
<b>Centre No:</b>	3		
<b>Name of the Centre:</b>	GOVT DEGREE COLLEGE, ANANTNAG (BOYS)		
<b>Subject(s) in which to be Examined:</b>	PS05-UR06		

Please admit the candidate (Provisionally) in the center for the subjects(s) mentioned in the statement to be held on the dates as given in the Date Sheet

Sd/-  
Deputy controller of Examination

### Important Examination and Result Guidelines:

While attempting your question paper in the examination hall, you have to strictly abide by various instructions which are printed on the cover page of each Answer Book. Some of the important guidelines are reproduced here for your benefit.

**Note: The appearance of the candidate is purely on provisional basis subject to determination of eligibility**

1. Always keep the Examination Admit Card/Roll No. Slip with you and show it the supervisory staff/inspection team on duty as and when required/demanded.
2. No candidate shall be allowed to carry inside the Examination Hall, any textual material, printed or written, bits of paper or any other material of like nature. If any candidate is found in possession of such material after commencement of examination- whether in use or not- he/she is liable to be disqualified. Cellular phones, pager and other Electronic devices are not allowed during the examination. Candidates must deposit these items in the custody of the supervisory staff well before the commencement of the Examination.
3. A candidate, who reports after 30 minutes of the commencement of the Examination, shall not be permitted to take the Examination.
4. Write your Roll No./Enrollment No. neatly and correctly on the right side of Answer Book in the box shown below the caption "To be filled by the candidate".
5. Write carefully the Name of Examination, Name of the Subject, Name of Paper/Course, Date of Examination at two places viz on the right side and on the left side of the cover page of the Answer Book at the space provided for purpose.
6. Mention the same Question No. against the answer of a question as given in the Question paper.
7. **After the declaration of result**, if the result of any candidate is captioned as PMA/LO/IR/DE/, he/she should immediately bring it to the notice of the Tabulation Section of Examination Wing within 15 days positively, failing which no claim whatsoever shall be entertained.
8. If a candidate appears in the subject/paper in which He/She is not otherwise eligible, His/Her examination to that subject/paper shall stand automatically cancelled and the candidate will have no claim whatsoever.



# University of Kashmir, Srinagar

## Admit Card

UG 5TH & 6TH Semester Backlog Examination Batch-2015.

<b>Course:</b>	<b>BA</b>	<b>Roll No:</b>	<b>20566009</b>
<b>Session:</b>	<b>Bi-Ann</b>	<b>Year:</b>	<b>2020</b>
<b>Name of the Candidate:</b>	MASOOM JAN		
<b>Son/Daughter of:</b>	TAHIR AHMAD SHEIKH		
<b>Centre No:</b>	3		
<b>Name of the Centre:</b>	GOVT DEGREE COLLEGE, ANANTNAG (BOYS)		
<b>Subject(s) in which to be Examined:</b>	ENG05-UR06-		



Please admit the candidate (Provisionally) in the center for the subjects(s) mentioned in the statement to be held on the dates as given in the Date Sheet

**Sd/-**  
**Deputy controller of Examination**

### Important Examination and Result Guidelines:

While attempting your question paper in the examination hall, you have to strictly abide by various instructions which are printed on the cover page of each Answer Book. Some of the important guidelines are reproduced here for your benefit.

**Note: The appearance of the candidate is purely on provisional basis subject to determination of eligibility**


1. Always keep the Examination Admit Card/Roll No. Slip with you and show it the supervisory staff/inspection team on duty as and when required/demanded.
2. No candidate shall be allowed to carry inside the Examination Hall, any textual material, printed or written, bits of paper or any other material of like nature. If any candidate is found in possession of such material after commencement of examination- whether in use or not- he/she is liable to be disqualified. Cellular phones, pager and other Electronic devices are not allowed during the examination. Candidates must deposit these items in the custody of the supervisory staff well before the commencement of the Examination.
3. A candidate, who reports after 30 minutes of the commencement of the Examination, shall not be permitted to take the Examination.
4. Write your Roll No./Enrollment No. neatly and correctly on the right side of Answer Book in the box shown below the caption "To be filled by the candidate".
5. Write carefully the Name of Examination, Name of the Subject, Name of Paper/Course, Date of Examination at two places viz on the right side and on the left side of the cover page of the Answer Book at the space provided for purpose.
6. Mention the same Question No. against the answer of a question as given in the Question paper.
7. **After the declaration of result**, if the result of any candidate is captioned as PMA/LO/IR/DE/, he/she should immediately bring it to the notice of the Tabulation Section of Examination Wing within 15 days positively, failing which no claim whatsoever shall be entertained.
8. If a candidate appears in the subject/paper in which He/She is not otherwise eligible, His/Her examination to that subject/paper shall stand automatically cancelled and the candidate will have no claim whatsoever.



# University of Kashmir, Srinagar

## Admit Card

UG 5TH & 6TH Semester Backlog Examination Batch-2015.

<b>Course:</b>	<b>BA</b>	<b>Roll No:</b>	<b>20566010</b>
<b>Session:</b>	<b>Bi-Ann</b>	<b>Year:</b>	<b>2020</b>
<b>Name of the Candidate:</b>	ANSAR AHMAD ITOO		
<b>Son/Daughter of:</b>	MOHD IQBAL ITOO		
<b>Centre No:</b>	3		
<b>Name of the Centre:</b>	GOVT DEGREE COLLEGE, ANANTNAG (BOYS)		
<b>Subject(s) in which to be Examined:</b>	ENG05		

Please admit the candidate (Provisionally) in the center for the subjects(s) mentioned in the statement to be held on the dates as given in the Date Sheet

**Sd/-**  
**Deputy controller of Examination**

### Important Examination and Result Guidelines:

While attempting your question paper in the examination hall, you have to strictly abide by various instructions which are printed on the cover page of each Answer Book. Some of the important guidelines are reproduced here for your benefit.

**Note: The appearance of the candidate is purely on provisional basis subject to determination of eligibility**

1. Always keep the Examination Admit Card/Roll No. Slip with you and show it the supervisory staff/inspection team on duty as and when required/demanded.
2. No candidate shall be allowed to carry inside the Examination Hall, any textual material, printed or written, bits of paper or any other material of like nature. If any candidate is found in possession of such material after commencement of examination- whether in use or not- he/she is liable to be disqualified. Cellular phones, pager and other Electronic devices are not allowed during the examination. Candidates must deposit these items in the custody of the supervisory staff well before the commencement of the Examination.
3. A candidate, who reports after 30 minutes of the commencement of the Examination, shall not be permitted to take the Examination.
4. Write your Roll No./Enrollment No. neatly and correctly on the right side of Answer Book in the box shown below the caption "To be filled by the candidate".
5. Write carefully the Name of Examination, Name of the Subject, Name of Paper/Course, Date of Examination at two places viz on the right side and on the left side of the cover page of the Answer Book at the space provided for purpose.
6. Mention the same Question No. against the answer of a question as given in the Question paper.
7. **After the declaration of result**, if the result of any candidate is captioned as PMA/LO/IR/DE/, he/she should immediately bring it to the notice of the Tabulation Section of Examination Wing within 15 days positively, failing which no claim whatsoever shall be entertained.
8. If a candidate appears in the subject/paper in which He/She is not otherwise eligible, His/Her examination to that subject/paper shall stand automatically cancelled and the candidate will have no claim whatsoever.



# University of Kashmir, Srinagar

## Admit Card

UG 5TH & 6TH Semester Backlog Examination Batch-2015.

<b>Course:</b>	<b>BA</b>	<b>Roll No:</b>	<b>20566011</b>
<b>Session:</b>	<b>Bi-Ann</b>	<b>Year:</b>	<b>2020</b>
<b>Name of the Candidate:</b>	SAYEDAH AKHTER		
<b>Son/Daughter of:</b>	NIZAMUDIN KHAN		
<b>Centre No:</b>	3		
<b>Name of the Centre:</b>	GOVT DEGREE COLLEGE, ANANTNAG (BOYS)		
<b>Subject(s) in which to be Examined:</b>	ENG05		



Please admit the candidate (Provisionally) in the center for the subjects(s) mentioned in the statement to be held on the dates as given in the Date Sheet

**Sd/-**  
**Deputy controller of Examination**

### Important Examination and Result Guidelines:

While attempting your question paper in the examination hall, you have to strictly abide by various instructions which are printed on the cover page of each Answer Book. Some of the important guidelines are reproduced here for your benefit.

**Note: The appearance of the candidate is purely on provisional basis subject to determination of eligibility**

1. Always keep the Examination Admit Card/Roll No. Slip with you and show it the supervisory staff/inspection team on duty as and when required/demanded.
2. No candidate shall be allowed to carry inside the Examination Hall, any textual material, printed or written, bits of paper or any other material of like nature. If any candidate is found in possession of such material after commencement of examination- whether in use or not- he/she is liable to be disqualified. Cellular phones, pager and other Electronic devices are not allowed during the examination. Candidates must deposit these items in the custody of the supervisory staff well before the commencement of the Examination.
3. A candidate, who reports after 30 minutes of the commencement of the Examination, shall not be permitted to take the Examination.
4. Write your Roll No./Enrollment No. neatly and correctly on the right side of Answer Book in the box shown below the caption "To be filled by the candidate".
5. Write carefully the Name of Examination, Name of the Subject, Name of Paper/Course, Date of Examination at two places viz on the right side and on the left side of the cover page of the Answer Book at the space provided for purpose.
6. Mention the same Question No. against the answer of a question as given in the Question paper.
7. **After the declaration of result**, if the result of any candidate is captioned as PMA/LO/IR/DE/, he/she should immediately bring it to the notice of the Tabulation Section of Examination Wing within 15 days positively, failing which no claim whatsoever shall be entertained.
8. If a candidate appears in the subject/paper in which He/She is not otherwise eligible, His/Her examination to that subject/paper shall stand automatically cancelled and the candidate will have no claim whatsoever.



# University of Kashmir, Srinagar

## Admit Card

UG 5TH & 6TH Semester Backlog Examination Batch-2015.

<b>Course:</b>	<b>BA</b>	<b>Roll No:</b>	<b>20566012</b>
<b>Session:</b>	<b>Bi-Ann</b>	<b>Year:</b>	<b>2020</b>
<b>Name of the Candidate:</b>	SHAMSHADA AKHTER		
<b>Son/Daughter of:</b>	MOHD YOUSUF SHEIKH		
<b>Centre No:</b>	3		
<b>Name of the Centre:</b>	GOVT DEGREE COLLEGE, ANANTNAG (BOYS)		
<b>Subject(s) in which to be Examined:</b>	ENG05-ED06-		



Please admit the candidate (Provisionally) in the center for the subjects(s) mentioned in the statement to be held on the dates as given in the Date Sheet

**Sd/-**  
**Deputy controller of Examination**

### Important Examination and Result Guidelines:

While attempting your question paper in the examination hall, you have to strictly abide by various instructions which are printed on the cover page of each Answer Book. Some of the important guidelines are reproduced here for your benefit.

**Note: The appearance of the candidate is purely on provisional basis subject to determination of eligibility**

1. Always keep the Examination Admit Card/Roll No. Slip with you and show it the supervisory staff/inspection team on duty as and when required/demanded.
2. No candidate shall be allowed to carry inside the Examination Hall, any textual material, printed or written, bits of paper or any other material of like nature. If any candidate is found in possession of such material after commencement of examination- whether in use or not- he/she is liable to be disqualified. Cellular phones, pager and other Electronic devices are not allowed during the examination. Candidates must deposit these items in the custody of the supervisory staff well before the commencement of the Examination.
3. A candidate, who reports after 30 minutes of the commencement of the Examination, shall not be permitted to take the Examination.
4. Write your Roll No./Enrollment No. neatly and correctly on the right side of Answer Book in the box shown below the caption "To be filled by the candidate".
5. Write carefully the Name of Examination, Name of the Subject, Name of Paper/Course, Date of Examination at two places viz on the right side and on the left side of the cover page of the Answer Book at the space provided for purpose.
6. Mention the same Question No. against the answer of a question as given in the Question paper.
7. **After the declaration of result**, if the result of any candidate is captioned as PMA/LO/IR/DE/, he/she should immediately bring it to the notice of the Tabulation Section of Examination Wing within 15 days positively, failing which no claim whatsoever shall be entertained.
8. If a candidate appears in the subject/paper in which He/She is not otherwise eligible, His/Her examination to that subject/paper shall stand automatically cancelled and the candidate will have no claim whatsoever.



# University of Kashmir, Srinagar

## Admit Card

UG 5TH & 6TH Semester Backlog Examination Batch-2015.

<b>Course:</b>	<b>BA</b>	<b>Roll No:</b>	<b>20566013</b>
<b>Session:</b>	<b>Bi-Ann</b>	<b>Year:</b>	<b>2020</b>
<b>Name of the Candidate:</b>	KAISARA GULL		
<b>Son/Daughter of:</b>	GULZAR AHMAD LONE		
<b>Centre No:</b>	3		
<b>Name of the Centre:</b>	GOVT DEGREE COLLEGE, ANANTNAG (BOYS)		
<b>Subject(s) in which to be Examined:</b>	ENG05-PS05-HS05-UR06		



Please admit the candidate (Provisionally) in the center for the subjects(s) mentioned in the statement to be held on the dates as given in the Date Sheet

**Sd/-**  
**Deputy controller of Examination**

### Important Examination and Result Guidelines:

While attempting your question paper in the examination hall, you have to strictly abide by various instructions which are printed on the cover page of each Answer Book. Some of the important guidelines are reproduced here for your benefit.

**Note: The appearance of the candidate is purely on provisional basis subject to determination of eligibility**

1. Always keep the Examination Admit Card/Roll No. Slip with you and show it the supervisory staff/inspection team on duty as and when required/demanded.
2. No candidate shall be allowed to carry inside the Examination Hall, any textual material, printed or written, bits of paper or any other material of like nature. If any candidate is found in possession of such material after commencement of examination- whether in use or not- he/she is liable to be disqualified. Cellular phones, pager and other Electronic devices are not allowed during the examination. Candidates must deposit these items in the custody of the supervisory staff well before the commencement of the Examination.
3. A candidate, who reports after 30 minutes of the commencement of the Examination, shall not be permitted to take the Examination.
4. Write your Roll No./Enrollment No. neatly and correctly on the right side of Answer Book in the box shown below the caption "To be filled by the candidate".
5. Write carefully the Name of Examination, Name of the Subject, Name of Paper/Course, Date of Examination at two places viz on the right side and on the left side of the cover page of the Answer Book at the space provided for purpose.
6. Mention the same Question No. against the answer of a question as given in the Question paper.
7. **After the declaration of result**, if the result of any candidate is captioned as PMA/LO/IR/DE/, he/she should immediately bring it to the notice of the Tabulation Section of Examination Wing within 15 days positively, failing which no claim whatsoever shall be entertained.
8. If a candidate appears in the subject/paper in which He/She is not otherwise eligible, His/Her examination to that subject/paper shall stand automatically cancelled and the candidate will have no claim whatsoever.



# University of Kashmir, Srinagar

## Admit Card

UG 5TH & 6TH Semester Backlog Examination Batch-2015.

<b>Course:</b>	<b>BA</b>	<b>Roll No:</b>	<b>20566014</b>
<b>Session:</b>	<b>Bi-Ann</b>	<b>Year:</b>	<b>2020</b>
<b>Name of the Candidate:</b>	RUQSANA AKHTER		
<b>Son/Daughter of:</b>	NAZIR AHMAD BHAT		
<b>Centre No:</b>	3		
<b>Name of the Centre:</b>	GOVT DEGREE COLLEGE, ANANTNAG (BOYS)		
<b>Subject(s) in which to be Examined:</b>	ENG05-ED06-		



Please admit the candidate (Provisionally) in the center for the subjects(s) mentioned in the statement to be held on the dates as given in the Date Sheet

**Sd/-**  
**Deputy controller of Examination**

### Important Examination and Result Guidelines:

While attempting your question paper in the examination hall, you have to strictly abide by various instructions which are printed on the cover page of each Answer Book. Some of the important guidelines are reproduced here for your benefit.

**Note: The appearance of the candidate is purely on provisional basis subject to determination of eligibility**

1. Always keep the Examination Admit Card/Roll No. Slip with you and show it the supervisory staff/inspection team on duty as and when required/demanded.
2. No candidate shall be allowed to carry inside the Examination Hall, any textual material, printed or written, bits of paper or any other material of like nature. If any candidate is found in possession of such material after commencement of examination- whether in use or not- he/she is liable to be disqualified. Cellular phones, pager and other Electronic devices are not allowed during the examination. Candidates must deposit these items in the custody of the supervisory staff well before the commencement of the Examination.
3. A candidate, who reports after 30 minutes of the commencement of the Examination, shall not be permitted to take the Examination.
4. Write your Roll No./Enrollment No. neatly and correctly on the right side of Answer Book in the box shown below the caption "To be filled by the candidate".
5. Write carefully the Name of Examination, Name of the Subject, Name of Paper/Course, Date of Examination at two places viz on the right side and on the left side of the cover page of the Answer Book at the space provided for purpose.
6. Mention the same Question No. against the answer of a question as given in the Question paper.
7. **After the declaration of result**, if the result of any candidate is captioned as PMA/LO/IR/DE/, he/she should immediately bring it to the notice of the Tabulation Section of Examination Wing within 15 days positively, failing which no claim whatsoever shall be entertained.
8. If a candidate appears in the subject/paper in which He/She is not otherwise eligible, His/Her examination to that subject/paper shall stand automatically cancelled and the candidate will have no claim whatsoever.



# University of Kashmir, Srinagar

## Admit Card

UG 5TH & 6TH Semester Backlog Examination Batch-2015.

<b>Course:</b>	<b>BA</b>	<b>Roll No:</b>	<b>20566015</b>
<b>Session:</b>	<b>Bi-Ann</b>	<b>Year:</b>	<b>2020</b>
<b>Name of the Candidate:</b>	AANISA AKHTER		
<b>Son/Daughter of:</b>	BASHIR AHMAD KHAN		
<b>Centre No:</b>	3		
<b>Name of the Centre:</b>	GOVT DEGREE COLLEGE, ANANTNAG (BOYS)		
<b>Subject(s) in which to be Examined:</b>	ENG05-PS05		



Please admit the candidate (Provisionally) in the center for the subjects(s) mentioned in the statement to be held on the dates as given in the Date Sheet

**Sd/-**  
**Deputy controller of Examination**

### Important Examination and Result Guidelines:

While attempting your question paper in the examination hall, you have to strictly abide by various instructions which are printed on the cover page of each Answer Book. Some of the important guidelines are reproduced here for your benefit.

**Note: The appearance of the candidate is purely on provisional basis subject to determination of eligibility**

1. Always keep the Examination Admit Card/Roll No. Slip with you and show it the supervisory staff/inspection team on duty as and when required/demanded.
2. No candidate shall be allowed to carry inside the Examination Hall, any textual material, printed or written, bits of paper or any other material of like nature. If any candidate is found in possession of such material after commencement of examination- whether in use or not- he/she is liable to be disqualified. Cellular phones, pager and other Electronic devices are not allowed during the examination. Candidates must deposit these items in the custody of the supervisory staff well before the commencement of the Examination.
3. A candidate, who reports after 30 minutes of the commencement of the Examination, shall not be permitted to take the Examination.
4. Write your Roll No./Enrollment No. neatly and correctly on the right side of Answer Book in the box shown below the caption "To be filled by the candidate".
5. Write carefully the Name of Examination, Name of the Subject, Name of Paper/Course, Date of Examination at two places viz on the right side and on the left side of the cover page of the Answer Book at the space provided for purpose.
6. Mention the same Question No. against the answer of a question as given in the Question paper.
7. **After the declaration of result**, if the result of any candidate is captioned as PMA/LO/IR/DE/, he/she should immediately bring it to the notice of the Tabulation Section of Examination Wing within 15 days positively, failing which no claim whatsoever shall be entertained.
8. If a candidate appears in the subject/paper in which He/She is not otherwise eligible, His/Her examination to that subject/paper shall stand automatically cancelled and the candidate will have no claim whatsoever.





# University of Kashmir, Srinagar

## Admit Card

UG 5TH & 6TH Semester Backlog Examination Batch-2015.

<b>Course:</b>	<b>BA</b>	<b>Roll No:</b>	<b>20566016</b>
<b>Session:</b>	<b>Bi-Ann</b>	<b>Year:</b>	<b>2020</b>
<b>Name of the Candidate:</b>	ALI ASGAR CHOWHAN		
<b>Son/Daughter of:</b>	NAZIR AHMAD CHOWHAN		
<b>Centre No:</b>	3		
<b>Name of the Centre:</b>	GOVT DEGREE COLLEGE, ANANTNAG (BOYS)		
<b>Subject(s) in which to be Examined:</b>	ENG05-UR06-		



Please admit the candidate (Provisionally) in the center for the subjects(s) mentioned in the statement to be held on the dates as given in the Date Sheet

**Sd/-**  
**Deputy controller of Examination**

### Important Examination and Result Guidelines:

While attempting your question paper in the examination hall, you have to strictly abide by various instructions which are printed on the cover page of each Answer Book. Some of the important guidelines are reproduced here for your benefit.

**Note: The appearance of the candidate is purely on provisional basis subject to determination of eligibility**

1. Always keep the Examination Admit Card/Roll No. Slip with you and show it the supervisory staff/inspection team on duty as and when required/demanded.
2. No candidate shall be allowed to carry inside the Examination Hall, any textual material, printed or written, bits of paper or any other material of like nature. If any candidate is found in possession of such material after commencement of examination- whether in use or not- he/she is liable to be disqualified. Cellular phones, pager and other Electronic devices are not allowed during the examination. Candidates must deposit these items in the custody of the supervisory staff well before the commencement of the Examination.
3. A candidate, who reports after 30 minutes of the commencement of the Examination, shall not be permitted to take the Examination.
4. Write your Roll No./Enrollment No. neatly and correctly on the right side of Answer Book in the box shown below the caption "To be filled by the candidate".
5. Write carefully the Name of Examination, Name of the Subject, Name of Paper/Course, Date of Examination at two places viz on the right side and on the left side of the cover page of the Answer Book at the space provided for purpose.
6. Mention the same Question No. against the answer of a question as given in the Question paper.
7. **After the declaration of result**, if the result of any candidate is captioned as PMA/LO/IR/DE/, he/she should immediately bring it to the notice of the Tabulation Section of Examination Wing within 15 days positively, failing which no claim whatsoever shall be entertained.
8. If a candidate appears in the subject/paper in which He/She is not otherwise eligible, His/Her examination to that subject/paper shall stand automatically cancelled and the candidate will have no claim whatsoever.



# University of Kashmir, Srinagar

## Admit Card

UG 5TH & 6TH Semester Backlog Examination Batch-2015.

<b>Course:</b>	<b>BA</b>	<b>Roll No:</b>	<b>20566017</b>
<b>Session:</b>	<b>Bi-Ann</b>	<b>Year:</b>	<b>2020</b>
<b>Name of the Candidate:</b>	TARIQ AHMAD CHOWPAN		
<b>Son/Daughter of:</b>	ABDUL REHMAN CHOWPAN		
<b>Centre No:</b>	3		
<b>Name of the Centre:</b>	GOVT DEGREE COLLEGE, ANANTNAG (BOYS)		
<b>Subject(s) in which to be Examined:</b>	HS05-HS06		



Please admit the candidate (Provisionally) in the center for the subjects(s) mentioned in the statement to be held on the dates as given in the Date Sheet

**Sd/-**  
**Deputy controller of Examination**

### Important Examination and Result Guidelines:

While attempting your question paper in the examination hall, you have to strictly abide by various instructions which are printed on the cover page of each Answer Book. Some of the important guidelines are reproduced here for your benefit.

**Note: The appearance of the candidate is purely on provisional basis subject to determination of eligibility**

1. Always keep the Examination Admit Card/Roll No. Slip with you and show it the supervisory staff/inspection team on duty as and when required/demanded.
2. No candidate shall be allowed to carry inside the Examination Hall, any textual material, printed or written, bits of paper or any other material of like nature. If any candidate is found in possession of such material after commencement of examination- whether in use or not- he/she is liable to be disqualified. Cellular phones, pager and other Electronic devices are not allowed during the examination. Candidates must deposit these items in the custody of the supervisory staff well before the commencement of the Examination.
3. A candidate, who reports after 30 minutes of the commencement of the Examination, shall not be permitted to take the Examination.
4. Write your Roll No./Enrollment No. neatly and correctly on the right side of Answer Book in the box shown below the caption "To be filled by the candidate".
5. Write carefully the Name of Examination, Name of the Subject, Name of Paper/Course, Date of Examination at two places viz on the right side and on the left side of the cover page of the Answer Book at the space provided for purpose.
6. Mention the same Question No. against the answer of a question as given in the Question paper.
7. **After the declaration of result**, if the result of any candidate is captioned as PMA/LO/IR/DE/, he/she should immediately bring it to the notice of the Tabulation Section of Examination Wing within 15 days positively, failing which no claim whatsoever shall be entertained.
8. If a candidate appears in the subject/paper in which He/She is not otherwise eligible, His/Her examination to that subject/paper shall stand automatically cancelled and the candidate will have no claim whatsoever.



# University of Kashmir, Srinagar

## Admit Card

UG 5TH & 6TH Semester Backlog Examination Batch-2015.

<b>Course:</b>	<b>BA</b>	<b>Roll No:</b>	<b>20566018</b>
<b>Session:</b>	<b>Bi-Ann</b>	<b>Year:</b>	<b>2020</b>
<b>Name of the Candidate:</b>	FAIROZ AHMAD RATHER		
<b>Son/Daughter of:</b>	GH MOHI UD DIN RATHER		
<b>Centre No:</b>	3		
<b>Name of the Centre:</b>	GOVT DEGREE COLLEGE, ANANTNAG (BOYS)		
<b>Subject(s) in which to be Examined:</b>	UR06		



Please admit the candidate (Provisionally) in the center for the subjects(s) mentioned in the statement to be held on the dates as given in the Date Sheet

**Sd/-**  
**Deputy controller of Examination**

### Important Examination and Result Guidelines:

While attempting your question paper in the examination hall, you have to strictly abide by various instructions which are printed on the cover page of each Answer Book. Some of the important guidelines are reproduced here for your benefit.

**Note: The appearance of the candidate is purely on provisional basis subject to determination of eligibility**

1. Always keep the Examination Admit Card/Roll No. Slip with you and show it the supervisory staff/inspection team on duty as and when required/demanded.
2. No candidate shall be allowed to carry inside the Examination Hall, any textual material, printed or written, bits of paper or any other material of like nature. If any candidate is found in possession of such material after commencement of examination- whether in use or not- he/she is liable to be disqualified. Cellular phones, pager and other Electronic devices are not allowed during the examination. Candidates must deposit these items in the custody of the supervisory staff well before the commencement of the Examination.
3. A candidate, who reports after 30 minutes of the commencement of the Examination, shall not be permitted to take the Examination.
4. Write your Roll No./Enrollment No. neatly and correctly on the right side of Answer Book in the box shown below the caption "To be filled by the candidate".
5. Write carefully the Name of Examination, Name of the Subject, Name of Paper/Course, Date of Examination at two places viz on the right side and on the left side of the cover page of the Answer Book at the space provided for purpose.
6. Mention the same Question No. against the answer of a question as given in the Question paper.
7. **After the declaration of result**, if the result of any candidate is captioned as PMA/LO/IR/DE/, he/she should immediately bring it to the notice of the Tabulation Section of Examination Wing within 15 days positively, failing which no claim whatsoever shall be entertained.
8. If a candidate appears in the subject/paper in which He/She is not otherwise eligible, His/Her examination to that subject/paper shall stand automatically cancelled and the candidate will have no claim whatsoever.



# University of Kashmir, Srinagar

## Admit Card

UG 5TH & 6TH Semester Backlog Examination Batch-2015.

<b>Course:</b>	<b>BA</b>	<b>Roll No:</b>	<b>20566019</b>
<b>Session:</b>	<b>Bi-Ann</b>	<b>Year:</b>	<b>2020</b>
<b>Name of the Candidate:</b>	IRSHAD AHMAD MALIK		
<b>Son/Daughter of:</b>	GH MOHI UD DIN MALIK		
<b>Centre No:</b>	3		
<b>Name of the Centre:</b>	GOVT DEGREE COLLEGE, ANANTNAG (BOYS)		
<b>Subject(s) in which to be Examined:</b>	UR06		



Please admit the candidate (Provisionally) in the center for the subjects(s) mentioned in the statement to be held on the dates as given in the Date Sheet

**Sd/-**  
**Deputy controller of Examination**

### Important Examination and Result Guidelines:

While attempting your question paper in the examination hall, you have to strictly abide by various instructions which are printed on the cover page of each Answer Book. Some of the important guidelines are reproduced here for your benefit.

**Note: The appearance of the candidate is purely on provisional basis subject to determination of eligibility**

1. Always keep the Examination Admit Card/Roll No. Slip with you and show it the supervisory staff/inspection team on duty as and when required/demanded.
2. No candidate shall be allowed to carry inside the Examination Hall, any textual material, printed or written, bits of paper or any other material of like nature. If any candidate is found in possession of such material after commencement of examination- whether in use or not- he/she is liable to be disqualified. Cellular phones, pager and other Electronic devices are not allowed during the examination. Candidates must deposit these items in the custody of the supervisory staff well before the commencement of the Examination.
3. A candidate, who reports after 30 minutes of the commencement of the Examination, shall not be permitted to take the Examination.
4. Write your Roll No./Enrollment No. neatly and correctly on the right side of Answer Book in the box shown below the caption "To be filled by the candidate".
5. Write carefully the Name of Examination, Name of the Subject, Name of Paper/Course, Date of Examination at two places viz on the right side and on the left side of the cover page of the Answer Book at the space provided for purpose.
6. Mention the same Question No. against the answer of a question as given in the Question paper.
7. **After the declaration of result**, if the result of any candidate is captioned as PMA/LO/IR/DE/, he/she should immediately bring it to the notice of the Tabulation Section of Examination Wing within 15 days positively, failing which no claim whatsoever shall be entertained.
8. If a candidate appears in the subject/paper in which He/She is not otherwise eligible, His/Her examination to that subject/paper shall stand automatically cancelled and the candidate will have no claim whatsoever.



# University of Kashmir, Srinagar

## Admit Card

UG 5TH & 6TH Semester Backlog Examination Batch-2015.

<b>Course:</b>	<b>BA</b>	<b>Roll No:</b>	<b>20566020</b>
<b>Session:</b>	<b>Bi-Ann</b>	<b>Year:</b>	<b>2020</b>
<b>Name of the Candidate:</b>	IMTIYAZ AHMAD KHAN		
<b>Son/Daughter of:</b>	MOHD RAFIQ KHAN		
<b>Centre No:</b>	3		
<b>Name of the Centre:</b>	GOVT DEGREE COLLEGE, ANANTNAG (BOYS)		
<b>Subject(s) in which to be Examined:</b>	UR06		



Please admit the candidate (Provisionally) in the center for the subjects(s) mentioned in the statement to be held on the dates as given in the Date Sheet

**Sd/-**  
**Deputy controller of Examination**

### Important Examination and Result Guidelines:

While attempting your question paper in the examination hall, you have to strictly abide by various instructions which are printed on the cover page of each Answer Book. Some of the important guidelines are reproduced here for your benefit.

**Note: The appearance of the candidate is purely on provisional basis subject to determination of eligibility**

1. Always keep the Examination Admit Card/Roll No. Slip with you and show it the supervisory staff/inspection team on duty as and when required/demanded.
2. No candidate shall be allowed to carry inside the Examination Hall, any textual material, printed or written, bits of paper or any other material of like nature. If any candidate is found in possession of such material after commencement of examination- whether in use or not- he/she is liable to be disqualified. Cellular phones, pager and other Electronic devices are not allowed during the examination. Candidates must deposit these items in the custody of the supervisory staff well before the commencement of the Examination.
3. A candidate, who reports after 30 minutes of the commencement of the Examination, shall not be permitted to take the Examination.
4. Write your Roll No./Enrollment No. neatly and correctly on the right side of Answer Book in the box shown below the caption "To be filled by the candidate".
5. Write carefully the Name of Examination, Name of the Subject, Name of Paper/Course, Date of Examination at two places viz on the right side and on the left side of the cover page of the Answer Book at the space provided for purpose.
6. Mention the same Question No. against the answer of a question as given in the Question paper.
7. **After the declaration of result**, if the result of any candidate is captioned as PMA/LO/IR/DE/, he/she should immediately bring it to the notice of the Tabulation Section of Examination Wing within 15 days positively, failing which no claim whatsoever shall be entertained.
8. If a candidate appears in the subject/paper in which He/She is not otherwise eligible, His/Her examination to that subject/paper shall stand automatically cancelled and the candidate will have no claim whatsoever.



# University of Kashmir, Srinagar

## Admit Card

UG 5TH & 6TH Semester Backlog Examination Batch-2015.

<b>Course:</b>	<b>BA</b>	<b>Roll No:</b>	<b>20566021</b>
<b>Session:</b>	<b>Bi-Ann</b>	<b>Year:</b>	<b>2020</b>
<b>Name of the Candidate:</b>	RAYEES AHMAD BHAT		
<b>Son/Daughter of:</b>	AB QAYOOM BHAT		
<b>Centre No:</b>	3		
<b>Name of the Centre:</b>	GOVT DEGREE COLLEGE, ANANTNAG (BOYS)		
<b>Subject(s) in which to be Examined:</b>	UR06		



Please admit the candidate (Provisionally) in the center for the subjects(s) mentioned in the statement to be held on the dates as given in the Date Sheet

**Sd/-**  
**Deputy controller of Examination**

### Important Examination and Result Guidelines:

While attempting your question paper in the examination hall, you have to strictly abide by various instructions which are printed on the cover page of each Answer Book. Some of the important guidelines are reproduced here for your benefit.

**Note: The appearance of the candidate is purely on provisional basis subject to determination of eligibility**

1. Always keep the Examination Admit Card/Roll No. Slip with you and show it the supervisory staff/inspection team on duty as and when required/demanded.
2. No candidate shall be allowed to carry inside the Examination Hall, any textual material, printed or written, bits of paper or any other material of like nature. If any candidate is found in possession of such material after commencement of examination- whether in use or not- he/she is liable to be disqualified. Cellular phones, pager and other Electronic devices are not allowed during the examination. Candidates must deposit these items in the custody of the supervisory staff well before the commencement of the Examination.
3. A candidate, who reports after 30 minutes of the commencement of the Examination, shall not be permitted to take the Examination.
4. Write your Roll No./Enrollment No. neatly and correctly on the right side of Answer Book in the box shown below the caption "To be filled by the candidate".
5. Write carefully the Name of Examination, Name of the Subject, Name of Paper/Course, Date of Examination at two places viz on the right side and on the left side of the cover page of the Answer Book at the space provided for purpose.
6. Mention the same Question No. against the answer of a question as given in the Question paper.
7. **After the declaration of result**, if the result of any candidate is captioned as PMA/LO/IR/DE/, he/she should immediately bring it to the notice of the Tabulation Section of Examination Wing within 15 days positively, failing which no claim whatsoever shall be entertained.
8. If a candidate appears in the subject/paper in which He/She is not otherwise eligible, His/Her examination to that subject/paper shall stand automatically cancelled and the candidate will have no claim whatsoever.



# University of Kashmir, Srinagar

## Admit Card

UG 5TH & 6TH Semester Backlog Examination Batch-2015.

<b>Course:</b>	<b>BA</b>	<b>Roll No:</b>	<b>20566022</b>
<b>Session:</b>	<b>Bi-Ann</b>	<b>Year:</b>	<b>2020</b>
<b>Name of the Candidate:</b>	SUMMY JAN		
<b>Son/Daughter of:</b>	MOHAMAD AKBAR KUMAR		
<b>Centre No:</b>	3		
<b>Name of the Centre:</b>	GOVT DEGREE COLLEGE, ANANTNAG (BOYS)		
<b>Subject(s) in which to be Examined:</b>	UR06		



Please admit the candidate (Provisionally) in the center for the subjects(s) mentioned in the statement to be held on the dates as given in the Date Sheet

**Sd/-**  
**Deputy controller of Examination**

### Important Examination and Result Guidelines:

While attempting your question paper in the examination hall, you have to strictly abide by various instructions which are printed on the cover page of each Answer Book. Some of the important guidelines are reproduced here for your benefit.

**Note: The appearance of the candidate is purely on provisional basis subject to determination of eligibility**

1. Always keep the Examination Admit Card/Roll No. Slip with you and show it the supervisory staff/inspection team on duty as and when required/demanded.
2. No candidate shall be allowed to carry inside the Examination Hall, any textual material, printed or written, bits of paper or any other material of like nature. If any candidate is found in possession of such material after commencement of examination- whether in use or not- he/she is liable to be disqualified. Cellular phones, pager and other Electronic devices are not allowed during the examination. Candidates must deposit these items in the custody of the supervisory staff well before the commencement of the Examination.
3. A candidate, who reports after 30 minutes of the commencement of the Examination, shall not be permitted to take the Examination.
4. Write your Roll No./Enrollment No. neatly and correctly on the right side of Answer Book in the box shown below the caption "To be filled by the candidate".
5. Write carefully the Name of Examination, Name of the Subject, Name of Paper/Course, Date of Examination at two places viz on the right side and on the left side of the cover page of the Answer Book at the space provided for purpose.
6. Mention the same Question No. against the answer of a question as given in the Question paper.
7. **After the declaration of result**, if the result of any candidate is captioned as PMA/LO/IR/DE/, he/she should immediately bring it to the notice of the Tabulation Section of Examination Wing within 15 days positively, failing which no claim whatsoever shall be entertained.
8. If a candidate appears in the subject/paper in which He/She is not otherwise eligible, His/Her examination to that subject/paper shall stand automatically cancelled and the candidate will have no claim whatsoever.



# University of Kashmir, Srinagar

## Admit Card

UG 5TH & 6TH Semester Backlog Examination Batch-2015.

<b>Course:</b>	<b>BA</b>	<b>Roll No:</b>	<b>20567231</b>
<b>Session:</b>	<b>Bi-Ann</b>	<b>Year:</b>	<b>2020</b>
<b>Name of the Candidate:</b>	ZAREENA BANOO		
<b>Son/Daughter of:</b>	AB MAJEED MEHROO		
<b>Centre No:</b>	3		
<b>Name of the Centre:</b>	GOVT DEGREE COLLEGE, ANANTNAG (BOYS)		
<b>Subject(s) in which to be Examined:</b>	ENG05		



Please admit the candidate (Provisionally) in the center for the subjects(s) mentioned in the statement to be held on the dates as given in the Date Sheet

**Sd/-**  
**Deputy controller of Examination**

### Important Examination and Result Guidelines:

While attempting your question paper in the examination hall, you have to strictly abide by various instructions which are printed on the cover page of each Answer Book. Some of the important guidelines are reproduced here for your benefit.

**Note: The appearance of the candidate is purely on provisional basis subject to determination of eligibility**

1. Always keep the Examination Admit Card/Roll No. Slip with you and show it the supervisory staff/inspection team on duty as and when required/demanded.
2. No candidate shall be allowed to carry inside the Examination Hall, any textual material, printed or written, bits of paper or any other material of like nature. If any candidate is found in possession of such material after commencement of examination- whether in use or not- he/she is liable to be disqualified. Cellular phones, pager and other Electronic devices are not allowed during the examination. Candidates must deposit these items in the custody of the supervisory staff well before the commencement of the Examination.
3. A candidate, who reports after 30 minutes of the commencement of the Examination, shall not be permitted to take the Examination.
4. Write your Roll No./Enrollment No. neatly and correctly on the right side of Answer Book in the box shown below the caption "To be filled by the candidate".
5. Write carefully the Name of Examination, Name of the Subject, Name of Paper/Course, Date of Examination at two places viz on the right side and on the left side of the cover page of the Answer Book at the space provided for purpose.
6. Mention the same Question No. against the answer of a question as given in the Question paper.
7. **After the declaration of result**, if the result of any candidate is captioned as PMA/LO/IR/DE/, he/she should immediately bring it to the notice of the Tabulation Section of Examination Wing within 15 days positively, failing which no claim whatsoever shall be entertained.
8. If a candidate appears in the subject/paper in which He/She is not otherwise eligible, His/Her examination to that subject/paper shall stand automatically cancelled and the candidate will have no claim whatsoever.






# University of Kashmir, Srinagar

## Admit Card

UG 5TH & 6TH Semester Backlog Examination Batch-2015.

<b>Course:</b>	<b>BA</b>	<b>Roll No:</b>	<b>20567232</b>
<b>Session:</b>	<b>Bi-Ann</b>	<b>Year:</b>	<b>2020</b>
<b>Name of the Candidate:</b>	AASHIQ AHMAD DANGROO		
<b>Son/Daughter of:</b>	GH MOHIUDDIN DANGROO		
<b>Centre No:</b>	3		
<b>Name of the Centre:</b>	GOVT DEGREE COLLEGE, ANANTNAG (BOYS)		
<b>Subject(s) in which to be Examined:</b>	ENG05-PS05-PS06-EC06		

Please admit the candidate (Provisionally) in the center for the subjects(s) mentioned in the statement to be held on the dates as given in the Date Sheet

**Sd/-**  
**Deputy controller of Examination**

### Important Examination and Result Guidelines:

While attempting your question paper in the examination hall, you have to strictly abide by various instructions which are printed on the cover page of each Answer Book. Some of the important guidelines are reproduced here for your benefit.

**Note: The appearance of the candidate is purely on provisional basis subject to determination of eligibility**


1. Always keep the Examination Admit Card/Roll No. Slip with you and show it the supervisory staff/inspection team on duty as and when required/demanded.
2. No candidate shall be allowed to carry inside the Examination Hall, any textual material, printed or written, bits of paper or any other material of like nature. If any candidate is found in possession of such material after commencement of examination- whether in use or not- he/she is liable to be disqualified. Cellular phones, pager and other Electronic devices are not allowed during the examination. Candidates must deposit these items in the custody of the supervisory staff well before the commencement of the Examination.
3. A candidate, who reports after 30 minutes of the commencement of the Examination, shall not be permitted to take the Examination.
4. Write your Roll No./Enrollment No. neatly and correctly on the right side of Answer Book in the box shown below the caption "To be filled by the candidate".
5. Write carefully the Name of Examination, Name of the Subject, Name of Paper/Course, Date of Examination at two places viz on the right side and on the left side of the cover page of the Answer Book at the space provided for purpose.
6. Mention the same Question No. against the answer of a question as given in the Question paper.
7. **After the declaration of result**, if the result of any candidate is captioned as PMA/LO/IR/DE/, he/she should immediately bring it to the notice of the Tabulation Section of Examination Wing within 15 days positively, failing which no claim whatsoever shall be entertained.
8. If a candidate appears in the subject/paper in which He/She is not otherwise eligible, His/Her examination to that subject/paper shall stand automatically cancelled and the candidate will have no claim whatsoever.



# University of Kashmir, Srinagar

## Admit Card

UG 5TH & 6TH Semester Backlog Examination Batch-2015.

<b>Course:</b>	<b>BA</b>	<b>Roll No:</b>	<b>20567233</b>
<b>Session:</b>	<b>Bi-Ann</b>	<b>Year:</b>	<b>2020</b>
<b>Name of the Candidate:</b>	GH NABI WAGAY		
<b>Son/Daughter of:</b>	LASSI MOHD WAGAY		
<b>Centre No:</b>	3		
<b>Name of the Centre:</b>	GOVT DEGREE COLLEGE, ANANTNAG (BOYS)		
<b>Subject(s) in which to be Examined:</b>	ENG05		

Please admit the candidate (Provisionally) in the center for the subjects(s) mentioned in the statement to be held on the dates as given in the Date Sheet

**Sd/-**  
**Deputy controller of Examination**

### Important Examination and Result Guidelines:

While attempting your question paper in the examination hall, you have to strictly abide by various instructions which are printed on the cover page of each Answer Book. Some of the important guidelines are reproduced here for your benefit.

**Note: The appearance of the candidate is purely on provisional basis subject to determination of eligibility**


1. Always keep the Examination Admit Card/Roll No. Slip with you and show it the supervisory staff/inspection team on duty as and when required/demanded.
2. No candidate shall be allowed to carry inside the Examination Hall, any textual material, printed or written, bits of paper or any other material of like nature. If any candidate is found in possession of such material after commencement of examination- whether in use or not- he/she is liable to be disqualified. Cellular phones, pager and other Electronic devices are not allowed during the examination. Candidates must deposit these items in the custody of the supervisory staff well before the commencement of the Examination.
3. A candidate, who reports after 30 minutes of the commencement of the Examination, shall not be permitted to take the Examination.
4. Write your Roll No./Enrollment No. neatly and correctly on the right side of Answer Book in the box shown below the caption "To be filled by the candidate".
5. Write carefully the Name of Examination, Name of the Subject, Name of Paper/Course, Date of Examination at two places viz on the right side and on the left side of the cover page of the Answer Book at the space provided for purpose.
6. Mention the same Question No. against the answer of a question as given in the Question paper.
7. **After the declaration of result**, if the result of any candidate is captioned as PMA/LO/IR/DE/, he/she should immediately bring it to the notice of the Tabulation Section of Examination Wing within 15 days positively, failing which no claim whatsoever shall be entertained.
8. If a candidate appears in the subject/paper in which He/She is not otherwise eligible, His/Her examination to that subject/paper shall stand automatically cancelled and the candidate will have no claim whatsoever.



# University of Kashmir, Srinagar

## Admit Card

UG 5TH & 6TH Semester Backlog Examination Batch-2015.

<b>Course:</b>	<b>BA</b>	<b>Roll No:</b>	<b>20567234</b>
<b>Session:</b>	Bi-Ann	<b>Year:</b>	2020
<b>Name of the Candidate:</b>	FAROOQ AHMAD BEIG		
<b>Son/Daughter of:</b>	ABDUL SALAM BEIG		
<b>Centre No:</b>	3		
<b>Name of the Centre:</b>	GOVT DEGREE COLLEGE, ANANTNAG (BOYS)		
<b>Subject(s) in which to be Examined:</b>	ED06		

Please admit the candidate (Provisionally) in the center for the subjects(s) mentioned in the statement to be held on the dates as given in the Date Sheet

**Sd/-**  
**Deputy controller of Examination**

### Important Examination and Result Guidelines:

While attempting your question paper in the examination hall, you have to strictly abide by various instructions which are printed on the cover page of each Answer Book. Some of the important guidelines are reproduced here for your benefit.

**Note: The appearance of the candidate is purely on provisional basis subject to determination of eligibility**


1. Always keep the Examination Admit Card/Roll No. Slip with you and show it the supervisory staff/inspection team on duty as and when required/demanded.
2. No candidate shall be allowed to carry inside the Examination Hall, any textual material, printed or written, bits of paper or any other material of like nature. If any candidate is found in possession of such material after commencement of examination- whether in use or not- he/she is liable to be disqualified. Cellular phones, pager and other Electronic devices are not allowed during the examination. Candidates must deposit these items in the custody of the supervisory staff well before the commencement of the Examination.
3. A candidate, who reports after 30 minutes of the commencement of the Examination, shall not be permitted to take the Examination.
4. Write your Roll No./Enrollment No. neatly and correctly on the right side of Answer Book in the box shown below the caption "To be filled by the candidate".
5. Write carefully the Name of Examination, Name of the Subject, Name of Paper/Course, Date of Examination at two places viz on the right side and on the left side of the cover page of the Answer Book at the space provided for purpose.
6. Mention the same Question No. against the answer of a question as given in the Question paper.
7. **After the declaration of result**, if the result of any candidate is captioned as PMA/LO/IR/DE/, he/she should immediately bring it to the notice of the Tabulation Section of Examination Wing within 15 days positively, failing which no claim whatsoever shall be entertained.
8. If a candidate appears in the subject/paper in which He/She is not otherwise eligible, His/Her examination to that subject/paper shall stand automatically cancelled and the candidate will have no claim whatsoever.



# University of Kashmir, Srinagar

## Admit Card

UG 5TH & 6TH Semester Backlog Examination Batch-2015.

<b>Course:</b> BA	<b>Roll No:</b> 20567235
<b>Session:</b> Bi-Ann	<b>Year:</b> 2020
<b>Name of the Candidate:</b> AADIL RASHID LONE	
<b>Son/Daughter of:</b> AB RASHID LONE	
<b>Centre No:</b> 3	
<b>Name of the Centre:</b> GOVT DEGREE COLLEGE, ANANTNAG (BOYS)	
<b>Subject(s) in which to be Examined:</b> EC06	

Please admit the candidate (Provisionally) in the center for the subjects(s) mentioned in the statement to be held on the dates as given in the Date Sheet

Sd/-  
Deputy controller of Examination

### Important Examination and Result Guidelines:

While attempting your question paper in the examination hall, you have to strictly abide by various instructions which are printed on the cover page of each Answer Book. Some of the important guidelines are reproduced here for your benefit.

**Note: The appearance of the candidate is purely on provisional basis subject to determination of eligibility**

1. Always keep the Examination Admit Card/Roll No. Slip with you and show it the supervisory staff/inspection team on duty as and when required/demanded.
2. No candidate shall be allowed to carry inside the Examination Hall, any textual material, printed or written, bits of paper or any other material of like nature. If any candidate is found in possession of such material after commencement of examination- whether in use or not- he/she is liable to be disqualified. Cellular phones, pager and other Electronic devices are not allowed during the examination. Candidates must deposit these items in the custody of the supervisory staff well before the commencement of the Examination.
3. A candidate, who reports after 30 minutes of the commencement of the Examination, shall not be permitted to take the Examination.
4. Write your Roll No./Enrollment No. neatly and correctly on the right side of Answer Book in the box shown below the caption "To be filled by the candidate".
5. Write carefully the Name of Examination, Name of the Subject, Name of Paper/Course, Date of Examination at two places viz on the right side and on the left side of the cover page of the Answer Book at the space provided for purpose.
6. Mention the same Question No. against the answer of a question as given in the Question paper.
7. **After the declaration of result**, if the result of any candidate is captioned as PMA/LO/IR/DE/, he/she should immediately bring it to the notice of the Tabulation Section of Examination Wing within 15 days positively, failing which no claim whatsoever shall be entertained.
8. If a candidate appears in the subject/paper in which He/She is not otherwise eligible, His/Her examination to that subject/paper shall stand automatically cancelled and the candidate will have no claim whatsoever.



# University of Kashmir, Srinagar

## Admit Card

UG 5TH & 6TH Semester Backlog Examination Batch-2015.

<b>Course:</b>	<b>BA</b>	<b>Roll No:</b>	<b>20567236</b>
<b>Session:</b>	<b>Bi-Ann</b>	<b>Year:</b>	<b>2020</b>
<b>Name of the Candidate:</b>	SHAKIR AHMAD CHOPAN		
<b>Son/Daughter of:</b>	AB REHMAN CHOPAN		
<b>Centre No:</b>	3		
<b>Name of the Centre:</b>	GOVT DEGREE COLLEGE, ANANTNAG (BOYS)		
<b>Subject(s) in which to be Examined:</b>	PS06		



Please admit the candidate (Provisionally) in the center for the subjects(s) mentioned in the statement to be held on the dates as given in the Date Sheet

**Sd/-**  
**Deputy controller of Examination**

### Important Examination and Result Guidelines:

While attempting your question paper in the examination hall, you have to strictly abide by various instructions which are printed on the cover page of each Answer Book. Some of the important guidelines are reproduced here for your benefit.

**Note: The appearance of the candidate is purely on provisional basis subject to determination of eligibility**


1. Always keep the Examination Admit Card/Roll No. Slip with you and show it the supervisory staff/inspection team on duty as and when required/demanded.
2. No candidate shall be allowed to carry inside the Examination Hall, any textual material, printed or written, bits of paper or any other material of like nature. If any candidate is found in possession of such material after commencement of examination- whether in use or not- he/she is liable to be disqualified. Cellular phones, pager and other Electronic devices are not allowed during the examination. Candidates must deposit these items in the custody of the supervisory staff well before the commencement of the Examination.
3. A candidate, who reports after 30 minutes of the commencement of the Examination, shall not be permitted to take the Examination.
4. Write your Roll No./Enrollment No. neatly and correctly on the right side of Answer Book in the box shown below the caption "To be filled by the candidate".
5. Write carefully the Name of Examination, Name of the Subject, Name of Paper/Course, Date of Examination at two places viz on the right side and on the left side of the cover page of the Answer Book at the space provided for purpose.
6. Mention the same Question No. against the answer of a question as given in the Question paper.
7. **After the declaration of result**, if the result of any candidate is captioned as PMA/LO/IR/DE/, he/she should immediately bring it to the notice of the Tabulation Section of Examination Wing within 15 days positively, failing which no claim whatsoever shall be entertained.
8. If a candidate appears in the subject/paper in which He/She is not otherwise eligible, His/Her examination to that subject/paper shall stand automatically cancelled and the candidate will have no claim whatsoever.



# University of Kashmir, Srinagar

## Admit Card

UG 5TH & 6TH Semester Backlog Examination Batch-2015.

<b>Course:</b>	<b>BA</b>	<b>Roll No:</b>	<b>20567237</b>
<b>Session:</b>	<b>Bi-Ann</b>	<b>Year:</b>	<b>2020</b>
<b>Name of the Candidate:</b>	SHAIQA YOUSUF		
<b>Son/Daughter of:</b>	MOHD YOUSUF BHAT		
<b>Centre No:</b>	3		
<b>Name of the Centre:</b>	GOVT DEGREE COLLEGE, ANANTNAG (BOYS)		
<b>Subject(s) in which to be Examined:</b>	IS06		

Please admit the candidate (Provisionally) in the center for the subjects(s) mentioned in the statement to be held on the dates as given in the Date Sheet

**Sd/-**  
**Deputy controller of Examination**

### Important Examination and Result Guidelines:

While attempting your question paper in the examination hall, you have to strictly abide by various instructions which are printed on the cover page of each Answer Book. Some of the important guidelines are reproduced here for your benefit.

**Note: The appearance of the candidate is purely on provisional basis subject to determination of eligibility**

1. Always keep the Examination Admit Card/Roll No. Slip with you and show it the supervisory staff/inspection team on duty as and when required/demanded.
2. No candidate shall be allowed to carry inside the Examination Hall, any textual material, printed or written, bits of paper or any other material of like nature. If any candidate is found in possession of such material after commencement of examination- whether in use or not- he/she is liable to be disqualified. Cellular phones, pager and other Electronic devices are not allowed during the examination. Candidates must deposit these items in the custody of the supervisory staff well before the commencement of the Examination.
3. A candidate, who reports after 30 minutes of the commencement of the Examination, shall not be permitted to take the Examination.
4. Write your Roll No./Enrollment No. neatly and correctly on the right side of Answer Book in the box shown below the caption "To be filled by the candidate".
5. Write carefully the Name of Examination, Name of the Subject, Name of Paper/Course, Date of Examination at two places viz on the right side and on the left side of the cover page of the Answer Book at the space provided for purpose.
6. Mention the same Question No. against the answer of a question as given in the Question paper.
7. **After the declaration of result**, if the result of any candidate is captioned as PMA/LO/IR/DE/, he/she should immediately bring it to the notice of the Tabulation Section of Examination Wing within 15 days positively, failing which no claim whatsoever shall be entertained.
8. If a candidate appears in the subject/paper in which He/She is not otherwise eligible, His/Her examination to that subject/paper shall stand automatically cancelled and the candidate will have no claim whatsoever.



# University of Kashmir, Srinagar

## Admit Card

UG 5TH & 6TH Semester Backlog Examination Batch-2015.

<b>Course:</b>	<b>BSC</b>	<b>Roll No:</b>	<b>20568152</b>
<b>Session:</b>	<b>Bi-Ann</b>	<b>Year:</b>	<b>2020</b>
<b>Name of the Candidate:</b>	ISHFAQ AHMAD LONE		
<b>Son/Daughter of:</b>	MOHAMMAD YOUSUF LONE		
<b>Centre No:</b>	3		
<b>Name of the Centre:</b>	GOVT DEGREE COLLEGE, ANANTNAG (BOYS)		
<b>Subject(s) in which to be Examined:</b>	BOT05		



Please admit the candidate (Provisionally) in the center for the subjects(s) mentioned in the statement to be held on the dates as given in the Date Sheet

**Sd/-**  
**Deputy controller of Examination**

### Important Examination and Result Guidelines:

While attempting your question paper in the examination hall, you have to strictly abide by various instructions which are printed on the cover page of each Answer Book. Some of the important guidelines are reproduced here for your benefit.

**Note: The appearance of the candidate is purely on provisional basis subject to determination of eligibility**


1. Always keep the Examination Admit Card/Roll No. Slip with you and show it the supervisory staff/inspection team on duty as and when required/demanded.
2. No candidate shall be allowed to carry inside the Examination Hall, any textual material, printed or written, bits of paper or any other material of like nature. If any candidate is found in possession of such material after commencement of examination- whether in use or not- he/she is liable to be disqualified. Cellular phones, pager and other Electronic devices are not allowed during the examination. Candidates must deposit these items in the custody of the supervisory staff well before the commencement of the Examination.
3. A candidate, who reports after 30 minutes of the commencement of the Examination, shall not be permitted to take the Examination.
4. Write your Roll No./Enrollment No. neatly and correctly on the right side of Answer Book in the box shown below the caption "To be filled by the candidate".
5. Write carefully the Name of Examination, Name of the Subject, Name of Paper/Course, Date of Examination at two places viz on the right side and on the left side of the cover page of the Answer Book at the space provided for purpose.
6. Mention the same Question No. against the answer of a question as given in the Question paper.
7. **After the declaration of result**, if the result of any candidate is captioned as PMA/LO/IR/DE/, he/she should immediately bring it to the notice of the Tabulation Section of Examination Wing within 15 days positively, failing which no claim whatsoever shall be entertained.
8. If a candidate appears in the subject/paper in which He/She is not otherwise eligible, His/Her examination to that subject/paper shall stand automatically cancelled and the candidate will have no claim whatsoever.



# University of Kashmir, Srinagar

## Admit Card

UG 5TH & 6TH Semester Backlog Examination Batch-2015.

<b>Course:</b>	<b>BSC</b>	<b>Roll No:</b>	<b>20568153</b>
<b>Session:</b>	Bi-Ann	<b>Year:</b>	2020
<b>Name of the Candidate:</b>	UMAR BIN SADIQ		
<b>Son/Daughter of:</b>	MOHD SADIQ SHAH		
<b>Centre No:</b>	3		
<b>Name of the Centre:</b>	GOVT DEGREE COLLEGE, ANANTNAG (BOYS)		
<b>Subject(s) in which to be Examined:</b>	CA05		

Please admit the candidate (Provisionally) in the center for the subjects(s) mentioned in the statement to be held on the dates as given in the Date Sheet

Sd/-  
Deputy controller of Examination

### Important Examination and Result Guidelines:

While attempting your question paper in the examination hall, you have to strictly abide by various instructions which are printed on the cover page of each Answer Book. Some of the important guidelines are reproduced here for your benefit.

**Note: The appearance of the candidate is purely on provisional basis subject to determination of eligibility**

1. Always keep the Examination Admit Card/Roll No. Slip with you and show it the supervisory staff/inspection team on duty as and when required/demanded.
2. No candidate shall be allowed to carry inside the Examination Hall, any textual material, printed or written, bits of paper or any other material of like nature. If any candidate is found in possession of such material after commencement of examination- whether in use or not- he/she is liable to be disqualified. Cellular phones, pager and other Electronic devices are not allowed during the examination. Candidates must deposit these items in the custody of the supervisory staff well before the commencement of the Examination.
3. A candidate, who reports after 30 minutes of the commencement of the Examination, shall not be permitted to take the Examination.
4. Write your Roll No./Enrollment No. neatly and correctly on the right side of Answer Book in the box shown below the caption "To be filled by the candidate".
5. Write carefully the Name of Examination, Name of the Subject, Name of Paper/Course, Date of Examination at two places viz on the right side and on the left side of the cover page of the Answer Book at the space provided for purpose.
6. Mention the same Question No. against the answer of a question as given in the Question paper.
7. **After the declaration of result**, if the result of any candidate is captioned as PMA/LO/IR/DE/, he/she should immediately bring it to the notice of the Tabulation Section of Examination Wing within 15 days positively, failing which no claim whatsoever shall be entertained.
8. If a candidate appears in the subject/paper in which He/She is not otherwise eligible, His/Her examination to that subject/paper shall stand automatically cancelled and the candidate will have no claim whatsoever.






# University of Kashmir, Srinagar

## Admit Card

UG 5TH & 6TH Semester Backlog Examination Batch-2015.

<b>Course:</b>	<b>BSC</b>	<b>Roll No:</b>	<b>20568154</b>
<b>Session:</b>	Bi-Ann	<b>Year:</b>	2020
<b>Name of the Candidate:</b>	SUBHATH MUSHTAQ		
<b>Son/Daughter of:</b>	MUSHTAQ AHMAD NAIKOO		
<b>Centre No:</b>	3		
<b>Name of the Centre:</b>	GOVT DEGREE COLLEGE, ANANTNAG (BOYS)		
<b>Subject(s) in which to be Examined:</b>	CA05		

Please admit the candidate (Provisionally) in the center for the subjects(s) mentioned in the statement to be held on the dates as given in the Date Sheet

Sd/-  
Deputy controller of Examination

### Important Examination and Result Guidelines:

While attempting your question paper in the examination hall, you have to strictly abide by various instructions which are printed on the cover page of each Answer Book. Some of the important guidelines are reproduced here for your benefit.

**Note: The appearance of the candidate is purely on provisional basis subject to determination of eligibility**

1. Always keep the Examination Admit Card/Roll No. Slip with you and show it the supervisory staff/inspection team on duty as and when required/demanded.
2. No candidate shall be allowed to carry inside the Examination Hall, any textual material, printed or written, bits of paper or any other material of like nature. If any candidate is found in possession of such material after commencement of examination- whether in use or not- he/she is liable to be disqualified. Cellular phones, pager and other Electronic devices are not allowed during the examination. Candidates must deposit these items in the custody of the supervisory staff well before the commencement of the Examination.
3. A candidate, who reports after 30 minutes of the commencement of the Examination, shall not be permitted to take the Examination.
4. Write your Roll No./Enrollment No. neatly and correctly on the right side of Answer Book in the box shown below the caption "To be filled by the candidate".
5. Write carefully the Name of Examination, Name of the Subject, Name of Paper/Course, Date of Examination at two places viz on the right side and on the left side of the cover page of the Answer Book at the space provided for purpose.
6. Mention the same Question No. against the answer of a question as given in the Question paper.
7. **After the declaration of result**, if the result of any candidate is captioned as PMA/LO/IR/DE/, he/she should immediately bring it to the notice of the Tabulation Section of Examination Wing within 15 days positively, failing which no claim whatsoever shall be entertained.
8. If a candidate appears in the subject/paper in which He/She is not otherwise eligible, His/Her examination to that subject/paper shall stand automatically cancelled and the candidate will have no claim whatsoever.



# University of Kashmir, Srinagar

## Admit Card

UG 5TH & 6TH Semester Backlog Examination Batch-2015.

<b>Course:</b>	<b>BSC</b>	<b>Roll No:</b>	<b>20568155</b>
<b>Session:</b>	<b>Bi-Ann</b>	<b>Year:</b>	<b>2020</b>
<b>Name of the Candidate:</b>	MUZAMIL AHMAD BHAT		
<b>Son/Daughter of:</b>	KHURSHID AHMAD BHAT		
<b>Centre No:</b>	3		
<b>Name of the Centre:</b>	GOVT DEGREE COLLEGE, ANANTNAG (BOYS)		
<b>Subject(s) in which to be Examined:</b>	BOT05-BOT06-ZOO06		



Please admit the candidate (Provisionally) in the center for the subjects(s) mentioned in the statement to be held on the dates as given in the Date Sheet

**Sd/-**  
**Deputy controller of Examination**

### Important Examination and Result Guidelines:

While attempting your question paper in the examination hall, you have to strictly abide by various instructions which are printed on the cover page of each Answer Book. Some of the important guidelines are reproduced here for your benefit.

**Note: The appearance of the candidate is purely on provisional basis subject to determination of eligibility**

1. Always keep the Examination Admit Card/Roll No. Slip with you and show it the supervisory staff/inspection team on duty as and when required/demanded.
2. No candidate shall be allowed to carry inside the Examination Hall, any textual material, printed or written, bits of paper or any other material of like nature. If any candidate is found in possession of such material after commencement of examination- whether in use or not- he/she is liable to be disqualified. Cellular phones, pager and other Electronic devices are not allowed during the examination. Candidates must deposit these items in the custody of the supervisory staff well before the commencement of the Examination.
3. A candidate, who reports after 30 minutes of the commencement of the Examination, shall not be permitted to take the Examination.
4. Write your Roll No./Enrollment No. neatly and correctly on the right side of Answer Book in the box shown below the caption "To be filled by the candidate".
5. Write carefully the Name of Examination, Name of the Subject, Name of Paper/Course, Date of Examination at two places viz on the right side and on the left side of the cover page of the Answer Book at the space provided for purpose.
6. Mention the same Question No. against the answer of a question as given in the Question paper.
7. **After the declaration of result**, if the result of any candidate is captioned as PMA/LO/IR/DE/, he/she should immediately bring it to the notice of the Tabulation Section of Examination Wing within 15 days positively, failing which no claim whatsoever shall be entertained.
8. If a candidate appears in the subject/paper in which He/She is not otherwise eligible, His/Her examination to that subject/paper shall stand automatically cancelled and the candidate will have no claim whatsoever.



# University of Kashmir, Srinagar

## Admit Card

UG 5TH & 6TH Semester Backlog Examination Batch-2015.

<b>Course:</b>	<b>BSCN</b>	<b>Roll No:</b>	<b>20573208</b>
<b>Session:</b>	<b>Bi-Ann</b>	<b>Year:</b>	<b>2020</b>
<b>Name of the Candidate:</b>	MOHAMMAD YOUNIS TAK		
<b>Son/Daughter of:</b>	ABDUL SALAM TAK		
<b>Centre No:</b>	3		
<b>Name of the Centre:</b>	GOVT DEGREE COLLEGE, ANANTNAG (BOYS)		
<b>Subject(s) in which to be Examined:</b>	CA05		



Please admit the candidate (Provisionally) in the center for the subjects(s) mentioned in the statement to be held on the dates as given in the Date Sheet

**Sd/-**  
**Deputy controller of Examination**

### Important Examination and Result Guidelines:

While attempting your question paper in the examination hall, you have to strictly abide by various instructions which are printed on the cover page of each Answer Book. Some of the important guidelines are reproduced here for your benefit.

**Note: The appearance of the candidate is purely on provisional basis subject to determination of eligibility**

1. Always keep the Examination Admit Card/Roll No. Slip with you and show it the supervisory staff/inspection team on duty as and when required/demanded.
2. No candidate shall be allowed to carry inside the Examination Hall, any textual material, printed or written, bits of paper or any other material of like nature. If any candidate is found in possession of such material after commencement of examination- whether in use or not- he/she is liable to be disqualified. Cellular phones, pager and other Electronic devices are not allowed during the examination. Candidates must deposit these items in the custody of the supervisory staff well before the commencement of the Examination.
3. A candidate, who reports after 30 minutes of the commencement of the Examination, shall not be permitted to take the Examination.
4. Write your Roll No./Enrollment No. neatly and correctly on the right side of Answer Book in the box shown below the caption "To be filled by the candidate".
5. Write carefully the Name of Examination, Name of the Subject, Name of Paper/Course, Date of Examination at two places viz on the right side and on the left side of the cover page of the Answer Book at the space provided for purpose.
6. Mention the same Question No. against the answer of a question as given in the Question paper.
7. **After the declaration of result**, if the result of any candidate is captioned as PMA/LO/IR/DE/, he/she should immediately bring it to the notice of the Tabulation Section of Examination Wing within 15 days positively, failing which no claim whatsoever shall be entertained.
8. If a candidate appears in the subject/paper in which He/She is not otherwise eligible, His/Her examination to that subject/paper shall stand automatically cancelled and the candidate will have no claim whatsoever.



# University of Kashmir, Srinagar

## Admit Card

UG 5TH & 6TH Semester Backlog Examination Batch-2015.

**Course:** BSCN

**Roll No:**

**20573209**

**Session:** Bi-Ann

**Year:** 2020

**Name of the Candidate:** AADIL HUSSAIN WANI

**Son/Daughter of:** MOHAMMAD AMIN WANI

**Centre No:** 3

**Name of the Centre:** GOVT DEGREE COLLEGE, ANANTNAG (BOYS)

**Subject(s) in which to be Examined:** CA05-PHY06



Please admit the candidate (Provisionally) in the center for the subjects(s) mentioned in the statement to be held on the dates as given in the Date Sheet

**Sd/-**

**Deputy controller of Examination**

### Important Examination and Result Guidelines:

While attempting your question paper in the examination hall, you have to strictly abide by various instructions which are printed on the cover page of each Answer Book. Some of the important guidelines are reproduced here for your benefit.

**Note: The appearance of the candidate is purely on provisional basis subject to determination of eligibility**

1. Always keep the Examination Admit Card/Roll No. Slip with you and show it the supervisory staff/inspection team on duty as and when required/demanded.
2. No candidate shall be allowed to carry inside the Examination Hall, any textual material, printed or written, bits of paper or any other material of like nature. If any candidate is found in possession of such material after commencement of examination- whether in use or not- he/she is liable to be disqualified. Cellular phones, pager and other Electronic devices are not allowed during the examination. Candidates must deposit these items in the custody of the supervisory staff well before the commencement of the Examination.
3. A candidate, who reports after 30 minutes of the commencement of the Examination, shall not be permitted to take the Examination.
4. Write your Roll No./Enrollment No. neatly and correctly on the right side of Answer Book in the box shown below the caption "To be filled by the candidate".
5. Write carefully the Name of Examination, Name of the Subject, Name of Paper/Course, Date of Examination at two places viz on the right side and on the left side of the cover page of the Answer Book at the space provided for purpose.
6. Mention the same Question No. against the answer of a question as given in the Question paper.
7. **After the declaration of result**, if the result of any candidate is captioned as PMA/LO/IR/DE/, he/she should immediately bring it to the notice of the Tabulation Section of Examination Wing within 15 days positively, failing which no claim whatsoever shall be entertained.
8. If a candidate appears in the subject/paper in which He/She is not otherwise eligible, His/Her examination to that subject/paper shall stand automatically cancelled and the candidate will have no claim whatsoever.



# University of Kashmir, Srinagar

## Admit Card

UG 5TH & 6TH Semester Backlog Examination Batch-2015.

<b>Course:</b>	<b>BSCN</b>	<b>Roll No:</b>	<b>20573210</b>
<b>Session:</b>	<b>Bi-Ann</b>	<b>Year:</b>	<b>2020</b>
<b>Name of the Candidate:</b>	SAJAD AHMAD KHANDAY		
<b>Son/Daughter of:</b>	GHULAM MOHAMMAD KHANDAY		
<b>Centre No:</b>	3		
<b>Name of the Centre:</b>	GOVT DEGREE COLLEGE, ANANTNAG (BOYS)		
<b>Subject(s) in which to be Examined:</b>	PHY06		



Please admit the candidate (Provisionally) in the center for the subjects(s) mentioned in the statement to be held on the dates as given in the Date Sheet

**Sd/-**  
**Deputy controller of Examination**

### Important Examination and Result Guidelines:

While attempting your question paper in the examination hall, you have to strictly abide by various instructions which are printed on the cover page of each Answer Book. Some of the important guidelines are reproduced here for your benefit.

**Note: The appearance of the candidate is purely on provisional basis subject to determination of eligibility**

1. Always keep the Examination Admit Card/Roll No. Slip with you and show it the supervisory staff/inspection team on duty as and when required/demanded.
2. No candidate shall be allowed to carry inside the Examination Hall, any textual material, printed or written, bits of paper or any other material of like nature. If any candidate is found in possession of such material after commencement of examination- whether in use or not- he/she is liable to be disqualified. Cellular phones, pager and other Electronic devices are not allowed during the examination. Candidates must deposit these items in the custody of the supervisory staff well before the commencement of the Examination.
3. A candidate, who reports after 30 minutes of the commencement of the Examination, shall not be permitted to take the Examination.
4. Write your Roll No./Enrollment No. neatly and correctly on the right side of Answer Book in the box shown below the caption "To be filled by the candidate".
5. Write carefully the Name of Examination, Name of the Subject, Name of Paper/Course, Date of Examination at two places viz on the right side and on the left side of the cover page of the Answer Book at the space provided for purpose.
6. Mention the same Question No. against the answer of a question as given in the Question paper.
7. **After the declaration of result**, if the result of any candidate is captioned as PMA/LO/IR/DE/, he/she should immediately bring it to the notice of the Tabulation Section of Examination Wing within 15 days positively, failing which no claim whatsoever shall be entertained.
8. If a candidate appears in the subject/paper in which He/She is not otherwise eligible, His/Her examination to that subject/paper shall stand automatically cancelled and the candidate will have no claim whatsoever.



# University of Kashmir, Srinagar

## Admit Card

UG 5TH & 6TH Semester Backlog Examination Batch-2015.

**Course:** BSCN

**Roll No:**

**20573211**

**Session:** Bi-Ann

**Year:** 2020

**Name of the Candidate:** AARIF BASHIR

**Son/Daughter of:** BASHIR AHMAD MALIK

**Centre No:** 3

**Name of the Centre:** GOVT DEGREE COLLEGE, ANANTNAG (BOYS)

**Subject(s) in which to be Examined:** PHY06



Please admit the candidate (Provisionally) in the center for the subjects(s) mentioned in the statement to be held on the dates as given in the Date Sheet

**Sd/-**

**Deputy controller of Examination**

### Important Examination and Result Guidelines:

While attempting your question paper in the examination hall, you have to strictly abide by various instructions which are printed on the cover page of each Answer Book. Some of the important guidelines are reproduced here for your benefit.

**Note: The appearance of the candidate is purely on provisional basis subject to determination of eligibility**


1. Always keep the Examination Admit Card/Roll No. Slip with you and show it the supervisory staff/inspection team on duty as and when required/demanded.
2. No candidate shall be allowed to carry inside the Examination Hall, any textual material, printed or written, bits of paper or any other material of like nature. If any candidate is found in possession of such material after commencement of examination- whether in use or not- he/she is liable to be disqualified. Cellular phones, pager and other Electronic devices are not allowed during the examination. Candidates must deposit these items in the custody of the supervisory staff well before the commencement of the Examination.
3. A candidate, who reports after 30 minutes of the commencement of the Examination, shall not be permitted to take the Examination.
4. Write your Roll No./Enrollment No. neatly and correctly on the right side of Answer Book in the box shown below the caption "To be filled by the candidate".
5. Write carefully the Name of Examination, Name of the Subject, Name of Paper/Course, Date of Examination at two places viz on the right side and on the left side of the cover page of the Answer Book at the space provided for purpose.
6. Mention the same Question No. against the answer of a question as given in the Question paper.
7. **After the declaration of result**, if the result of any candidate is captioned as PMA/LO/IR/DE/, he/she should immediately bring it to the notice of the Tabulation Section of Examination Wing within 15 days positively, failing which no claim whatsoever shall be entertained.
8. If a candidate appears in the subject/paper in which He/She is not otherwise eligible, His/Her examination to that subject/paper shall stand automatically cancelled and the candidate will have no claim whatsoever.



# University of Kashmir, Srinagar

## Admit Card

UG 5TH & 6TH Semester Backlog Examination Batch-2015.

<b>Course:</b>	<b>BBA</b>	<b>Roll No:</b>	<b>20577801</b>
<b>Session:</b>	Bi-Ann	<b>Year:</b>	2020
<b>Name of the Candidate:</b>	ADNAN AMIN		
<b>Son/Daughter of:</b>	MOHAMMAD AMIN DAR		
<b>Centre No:</b>	3		
<b>Name of the Centre:</b>	GOVT DEGREE COLLEGE, ANANTNAG (BOYS)		
<b>Subject(s) in which to be Examined:</b>	BBA502-BBA602-BBA605		

Please admit the candidate (Provisionally) in the center for the subjects(s) mentioned in the statement to be held on the dates as given in the Date Sheet

Sd/-  
Deputy controller of Examination

### Important Examination and Result Guidelines:

While attempting your question paper in the examination hall, you have to strictly abide by various instructions which are printed on the cover page of each Answer Book. Some of the important guidelines are reproduced here for your benefit.

**Note: The appearance of the candidate is purely on provisional basis subject to determination of eligibility**

1. Always keep the Examination Admit Card/Roll No. Slip with you and show it the supervisory staff/inspection team on duty as and when required/demanded.
2. No candidate shall be allowed to carry inside the Examination Hall, any textual material, printed or written, bits of paper or any other material of like nature. If any candidate is found in possession of such material after commencement of examination- whether in use or not- he/she is liable to be disqualified. Cellular phones, pager and other Electronic devices are not allowed during the examination. Candidates must deposit these items in the custody of the supervisory staff well before the commencement of the Examination.
3. A candidate, who reports after 30 minutes of the commencement of the Examination, shall not be permitted to take the Examination.
4. Write your Roll No./Enrollment No. neatly and correctly on the right side of Answer Book in the box shown below the caption "To be filled by the candidate".
5. Write carefully the Name of Examination, Name of the Subject, Name of Paper/Course, Date of Examination at two places viz on the right side and on the left side of the cover page of the Answer Book at the space provided for purpose.
6. Mention the same Question No. against the answer of a question as given in the Question paper.
7. **After the declaration of result**, if the result of any candidate is captioned as PMA/LO/IR/DE/, he/she should immediately bring it to the notice of the Tabulation Section of Examination Wing within 15 days positively, failing which no claim whatsoever shall be entertained.
8. If a candidate appears in the subject/paper in which He/She is not otherwise eligible, His/Her examination to that subject/paper shall stand automatically cancelled and the candidate will have no claim whatsoever.